

Oracle® Rdb Developer Tools for Visual Studio

Release Notes

V7.3-22

April 2012

Oracle Rdb Developer Tools for Visual Studio, Release 7.3-22 Copyright © 2012 Oracle Corporation. All rights reserved.

The Programs (which include both the software and documentation) contain proprietary information of Oracle Corporation; they are provided under a license agreement containing restrictions on use and disclosure and are also protected by copyright, patent, and other intellectual and industrial property laws. Reverse engineering, disassembly, or decompilation of the Programs is prohibited.

The information contained in this document is subject to change without notice. If you find any problems in the documentation, please report them to us in writing. Oracle Corporation does not warrant that this document is error free. Except as may be expressly permitted in your license agreement for these Programs, no part of these Programs may be reproduced or transmitted in any form or by any means, electronic or mechanical, for any purpose, without the express written permission of Oracle Corporation.

If the Programs are delivered to the U.S. Government or anyone licensing or using the Programs on behalf of the U.S. Government, the following notice is applicable:

U.S. GOVERNMENT RIGHTS Programs, software, databases, and related documentation and technical data delivered to U.S. Government customers are "commercial technical data" pursuant to the applicable Federal Acquisition Regulation and agency-specific supplemental regulations. As such, use, duplication, disclosure, modification, and adaptation of the Programs, including documentation and technical data, shall be subject to the licensing restrictions set forth in the applicable Oracle license agreement, and, to the extent applicable, the additional rights set forth in FAR 52.227-19, Commercial Computer Software - Restricted Rights (June, 1987). Oracle Corporation, 500 Oracle Parkway, Redwood City, CA 94065.

The Programs are not intended for use in any nuclear, aviation, mass transit, medical, or other inherently dangerous applications. It shall be the licensee's responsibility to take all appropriate fail-safe, back up, redundancy and other measures to ensure the safe use of such applications if the Programs are used for such purposes, and Oracle Corporation disclaims liability for any damages caused by such use of the Programs.

Oracle is a registered trademark, and Oracle Rdb, Oracle RMU and Oracle SQL/Services are trademark or registered trademarks of Oracle Corporation.

All other company or product names mentioned are used for identification purposes only and may be trademarks of their respective owners.

The Programs may provide links to Web sites and access to content, products, and services from third parties. Oracle is not responsible for the availability of, or any content provided on, third-party Web sites. You bear all risks associated with the use of such content. If you choose to purchase any products or services from a third party, the relationship is directly between you and the third party. Oracle is not responsible for: (a) the quality of third-party products or services; or (b) fulfilling any of the terms of the agreement with the third party, including delivery of products or services and warranty obligations related to purchased products or services. Oracle is not responsible for any loss or damage of any sort that you may incur from dealing with any third party.

Contents

Preface	3
Chapter 1 Installing and Configuring	6
1.1 System Requirements	6
1.2 De-install previous version of Oracle Rdb Developer Tools for Visual Studio.....	7
1.3 De-install previous Oracle Rdb Data Provider for .NET versions.....	7
1.4 Installing .NET Products	8
Chapter 2 Enhancements Provided in Oracle Rdb Developer Tools for Visual Studio Release 7.3-22	14
Chapter 3 Problems Corrected	14
3.1 Entity Framework and SQL/Services connectivity.	14
Chapter 4 Known Problems, Restrictions and Workarounds	15
4.1 Time Remaining during Uninstall.....	15
4.2 TableAdapter Limitations.	16
4.2.1 LIMIT TO	16
4.2.2 Parameter Prefix.....	16
4.3 Unsupported features.....	17
Chapter 5 New Features and Corrections in Previous Releases	18
5.1 New Features for Release 7.3.2.1.	18
5.1.1 Visual Studio 2010 Integration.	18
5.1.2 Oracle Rdb Entity Framework Provider.	18
5.2 Corrections in Release 7.3.2.1.....	18
5.2.1 ORDP Assembly not added to Visual Studio .NET References.....	19
5.2.2 Keyword Not Supported : “DATABASE” Problem.....	19
5.2.3 GridView using RdbDataReader returns Incorrect Data.	20
5.3 New Features for Release 7.3.2.	21
5.4 Corrections in Release 7.3.2.....	21

Send Us Your Comments

Oracle Rdb Developer Tools for Visual Studio Release Notes, V7.3-22.

Oracle Corporation welcomes your comments and suggestions on the quality and usefulness of this publication. Your input is an important part of the information used for revision.

- Did you find any errors?
- Is the information clearly presented?
- Do you need more information? If so, where?
- Are the examples correct? Do you need more examples?
- What features did you like most about this manual?

If you find any errors or have any other suggestions for improvement, please indicate the title and part number of the documentation and the chapter, section, and page number (if available). You can send comments to us in the following ways:

- Electronic mail: nedc-doc_us@oracle.com
- FAX — 603-897-3825 Attn: Oracle Rdb
- Postal service:
Oracle Corporation
Oracle Rdb Documentation
One Oracle Drive
Nashua, NH 03062-2804
USA

If you would like a reply, please give your name, address, telephone number, and electronic mail address (optional).

If you have problems with the software, please contact your local Oracle Support Services.

Preface

This document is your primary source of release information for Oracle Rdb Developer Tools for Visual Studio.

This preface contains these topics:

- Audience
- Organization
- Related Documentation
- Conventions

Audience

Oracle Rdb Developer Tools for Visual Studio Release Notes is intended for developers who are developing applications within Microsoft Visual Studio to access an Oracle Rdb database using Oracle Rdb Data Provider for .NET. This documentation is also valuable to systems analysts, project managers, and others interested in the development of database applications.

To use this document, you must be familiar with Microsoft .NET Framework classes and ADO.NET and have a working knowledge of application programming using Microsoft C#, Visual Basic, or C++.

Users should also be familiar with the use of Structured Query Language (SQL) to access information in relational database systems.

Organization

This document contains:

- **[Chapter 1, "Installing and Configuring"](#)**
Describes how to install Oracle Rdb Data Developer Tools for Visual Studio and provides system requirements. Read this chapter *before* installing or using Oracle Rdb Developer Tools for Visual Studio.
- **[Chapter 2, "Enhancements Provided in Oracle Rdb Developer Tools for Visual Studio Release 7.3-22"](#)**
Describes new and changed features in Oracle Rdb Developer Tools for Visual Studio release 7.3-22.
- **[Chapter 3, "Problems Corrected"](#)**
Describes problems corrected in Oracle Rdb Developer Tools for Visual Studio release 7.3-22.
- **[Chapter 4, "Known Problems, Restrictions and Workarounds"](#)**
Describes known problems, restrictions, and workarounds Oracle Rdb Developer Tools for Visual Studio release 7.3-22.
- **[Chapter 5, "New Features and Corrections in Previous Releases"](#)**
Describes new and changed features and problems corrected in previous versions of Oracle Rdb Developer Tools for Visual Studio.

Related Documentation

For more information, see these Rdb resources:

- *Oracle Rdb Data Provider for .NET Release Notes*
- *Oracle Rdb Data Provider for .NET Developer's Guide*
- *Oracle Rdb Developer Tools for Visual Studio Developer's Guide.*

To download free release notes, installation documentation, white papers, or other collateral, please visit the Rdb web site:

<http://www.oracle.com/technetwork/database/rdb>

For additional information on .NET, see:

<http://msdn.microsoft.com/netframework>

Conventions

Oracle Rdb Developer Tools for Visual Studio is often referred to as ORDT.

Oracle Rdb Data Provider for .NET is often referred to as ORDP.NET or simply ORDP.

Hewlett-Packard Company is often referred to as HP.

The following conventions are used in this document:

word	A lowercase word in a format example indicates a syntax element that you supply.
[]	Brackets enclose optional clauses from which you can choose one or none.
{ }	Braces enclose clauses from which you must choose one alternative.
...	A horizontal ellipsis means you can repeat the previous item
• • •	A vertical ellipsis in an example means that information not directly related to the example has been omitted.

Conventions in Code Examples

Code examples illustrate SQL or other command-line statements. They are displayed in a monospace (fixed-width) font and separated from normal text as shown in this example:

```
SELECT last_name FROM employees WHERE last_name = 'TOLIVER';
```

[▲ contents](#)

Chapter 1

Installing and Configuring

This chapter describes installation and configuration requirements for Oracle Rdb Developer Tools for Visual studio (ORDT).

This chapter contains:

- [System Requirements](#)
- [De-install previous version of Oracle Rdb Developer Tools for Visual Studio](#)
- [De-install previous Oracle Rdb Data Provider for .NET versions.](#)
- [Installing .NET Products](#)

1.1 System Requirements

ORDT requires the following products to be installed:

If you use Visual Studio 2005:

Software	Minimum Version
Microsoft .NET Framework	V2.0
Microsoft Visual Studio 2005	Version 8.0.50727 SP1
Windows NT, Windows XP, Windows Vista, Windows 2000, Windows Server 2003	As released

If you use Visual Studio 2008:

Software	Minimum Version
Microsoft .NET Framework	V3.5
Microsoft Visual Studio 2008	Version 9.0.21022
Windows NT, Windows XP, Windows Vista, Windows 2000, Windows Server 2003, or Windows 7	As released

If you use Visual Studio 2010:

Software	Minimum Version
Microsoft .NET Framework	V3.5
Microsoft Visual Studio 2010	Version 10.0
Windows XP, Windows Vista, Windows 2000, Windows Server 2003, or Windows 7	As released

Note:

ORDP.NET will be installed as part of the ORDT installation process.

ORDP.NET has certain system requirements that must be met before you can successfully install and deploy ORDP.NET.

Refer to your Oracle Rdb Data Provider for .NET Release Notes for information on system requirements for ORDP.NET.

1.2 De-install previous version of Oracle Rdb Developer Tools for Visual Studio

If you have a previously installed version of ORDP.NET you must de-install this prior to installing V7.3-22 ORDT.

If this is the first version of ORDT you will be installing on your system then see the following section.

1.3 De-install previous Oracle Rdb Data Provider for .NET versions.

Note:

The following section is only relevant if this is the very first version of ORDT you will be installing on your system.

If you have a previously installed version of ORDP.NET that is prior to V7.3-2 you must de-install this prior to installing V7.3-22 ORDT.

In addition if you have changed your `machine.config` to add references to ORDP.NET then you should remove these changes prior to installing the new version of ORDP.NET.

In particular, if the following sections exist in your current `machine.config`, they should be removed:

```
<system.data>
  <DbProviderFactories>
    <add name="Oracle Rdb Data Provider" . . .
```

and

```
<configuration>
  <configSections>
    <section name="oracle.dataaccess.rdbclient" . . .
```

1.4 Installing .NET Products

These steps demonstrate how to install Oracle Rdb Developer Tools for Visual Studio once Visual Studio is installed.

As well as integrating ORDP.NET into Visual Studio, the ORDT installation will also install ORDP.NET if you select the default (Typical) installation options.

You may choose to customize the installation to only install ORDP.NET if you do not require the Visual Studio integration features of ORDT.

Note:

As new versions of Oracle Rdb .NET products are released, the installation process may change slightly from what is shown in this guide. The screenshots are based on Oracle Rdb Developer Tools for Visual Studio version 7.3-22.

To install:

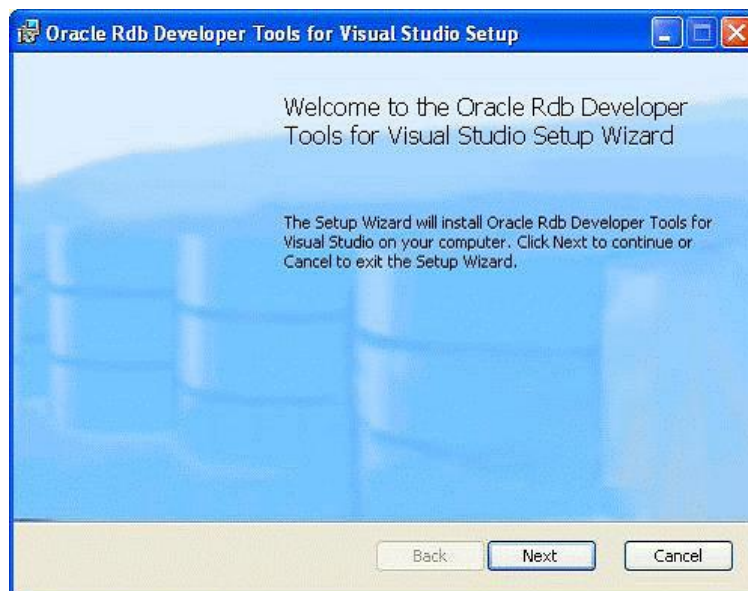
1. Download the Oracle Rdb Developer Tools for Visual Studio installation kit:

1) Connect to MyOracleSupport <http://support.oracle.com/>.

- 2) Navigate to **Patches and Updates**, and locate the Oracle Rdb Developer Tools for Visual Studio, **Release 7.3-22** kit.
- 3) Download the .ZIP file. The **ORDT73220.ZIP** file contains these files:
 - The README file.
 - The Release Notes for ORDT containing the installation guide
 - The Release Notes for ORDP
 - The user guides for ORDT and ORDP
 - The OracleRdbDeveloperTool73220.msi file
 - The Setup.exe file.
- 4) Unzip **ORDT73220.ZIP** into a temporary directory.

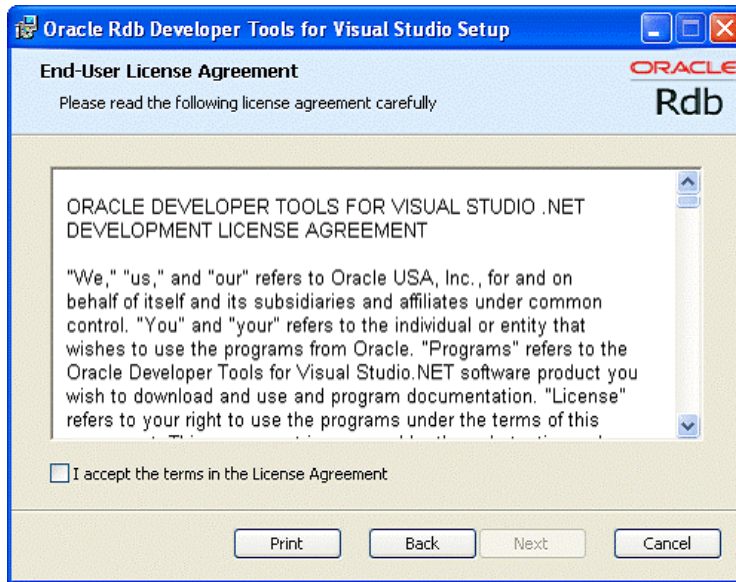
2. Double-click Setup.exe.

Windows Installer launches and the Welcome screen appears.



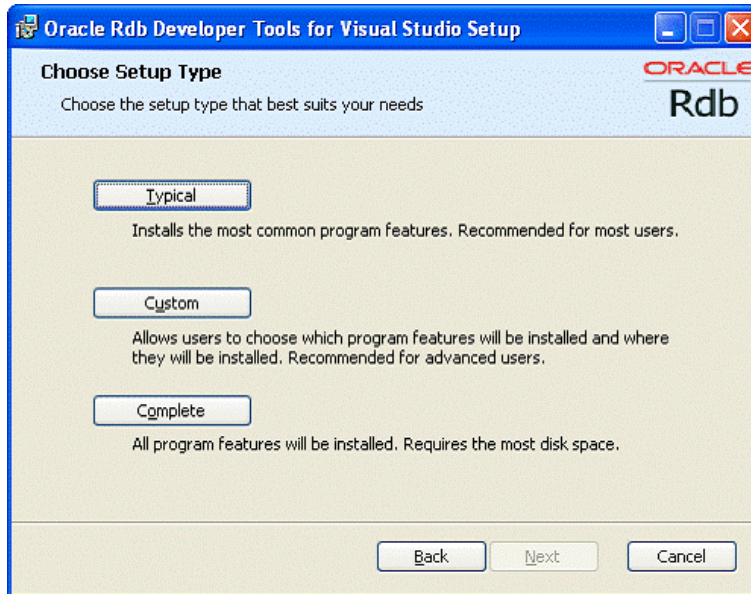
3. Click Next.

An End-User License Agreement will be displayed. If you agree with the license conditions tick the acceptance box.



4. Click Next.

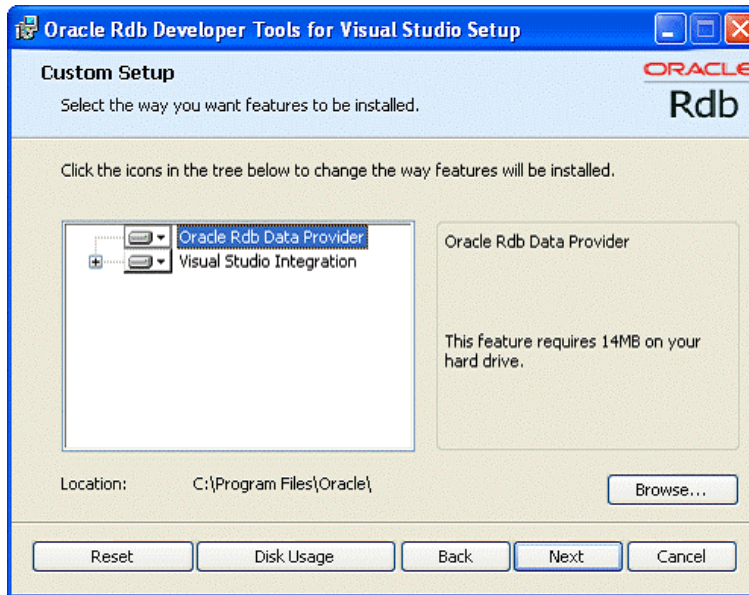
The Choose setup type window appears, allows you to install the different ORDT components.



For the purposes of this guide, we will do a Custom installation but accept all the components.

5. Click Custom.

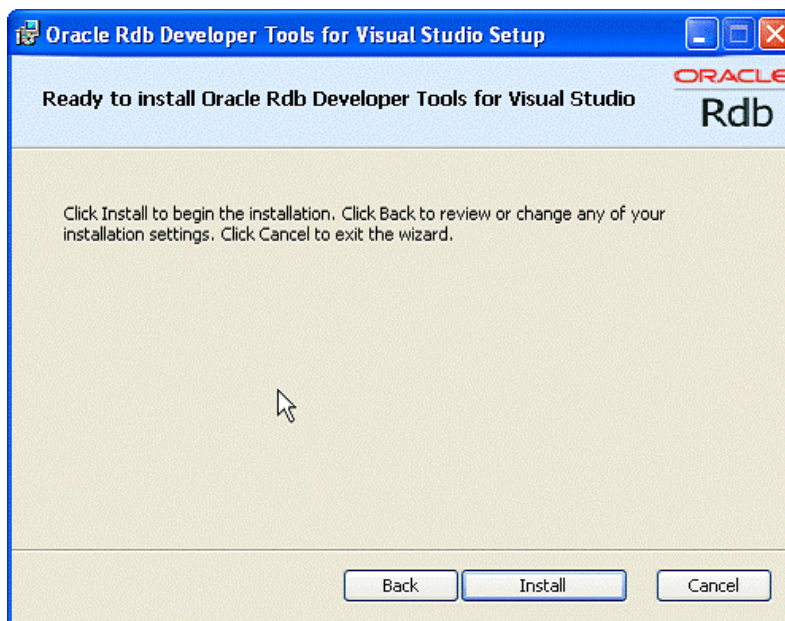
The Custom Setup screen appears.



Browse allows you to choose the installation location. For the purposes of this guide, accept the default.

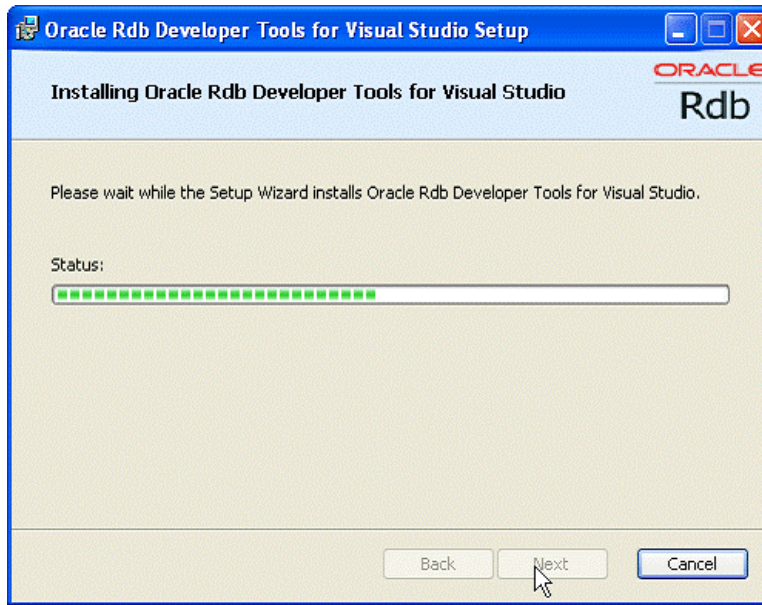
6. Click Next.

A confirmation screen is displayed allowing you to proceed with the installation or cancel or go back to change the installation directory.



7. Click Install.

The installation will proceed.



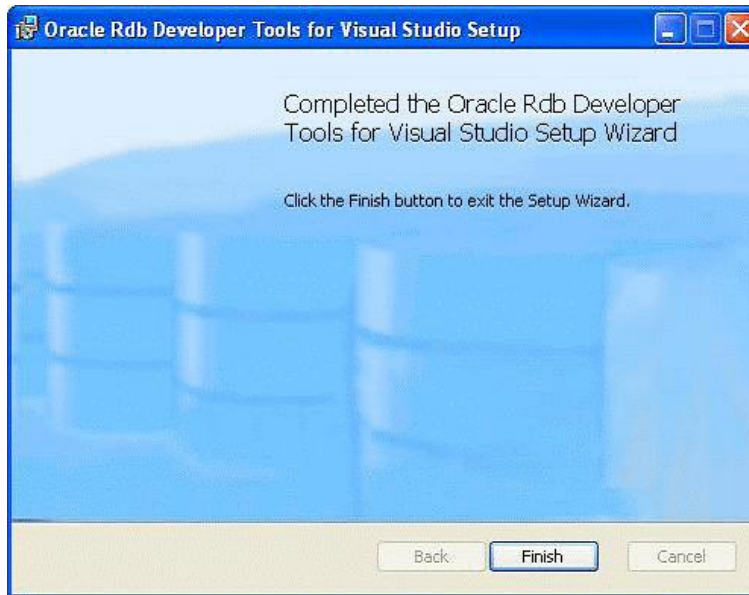
The final steps of the installation merge the ORDT Visual Studio extension into your Visual Studio environments.

Note:

The re-configuration of Visual Studio 2005, Visual Studio 2008 and/or Visual Studio 2010 that occurs at the end of the installation and de-installation may take some time to complete as it must merge all the VSPackages present within the Visual Studio environment.

Please do not interrupt the installation/de-installation during this process as it may leave your Visual Studio environment in an unstable state.

Once complete the finish screen will appear.



8. Click Finish.

9. Optional Reboot.

If this is the first time you have installed ORDP.NET on your system you may be required to reboot your system.

On a new installation, if you do not reboot after installing ORDP.NET (as part of the ORDT installation), it is possible that an exception may be raised when trying to access the ORDP.NET libraries:

```
"Rdbnet.dll" not found
```

Rebooting your system should prevent this exception from being raised

▲ [contents](#)

Chapter 2

Enhancements Provided in Oracle Rdb Developer Tools for Visual Studio Release 7.3-22

This chapter describes new and changed features in Oracle Rdb Developer Tools for Visual Studio release 7.3-22.

None.

▲ [contents](#)

Chapter 3

Problems Corrected

This chapter describes problems corrected in Oracle Rdb Developer Tools for Visual Studio release 7.3-22.

See also:

Oracle Rdb Data Provider for .NET Release Notes.

3.1 Entity Framework and SQL/Services connectivity.

The use of SQL/Services connectivity in conjunction with Entity Framework (EF) may raise internal exceptions if EF generated INSERT code is executed.

The code built by EF for inserting data into the Rdb database, contains a RETURNING clause to return the primary key value of the newly inserted record.

Unfortunately SQL/Services limits the use of the returning clause in the INSERT statement to only allow DBKEY values to be returned. This limitation means that the primary key value is not returned to EF and may cause problems in later operations.

Changes have been made in ORDP V7.3-22 to workaround this limitation.

Another workaround is to use JDBC connectivity instead.

▲ [contents](#)

Chapter 4

Known Problems, Restrictions and Workarounds

This chapter describes known problems, restrictions, and workarounds for Oracle Rdb Developer Tools for Visual Studio release 7.3-22.

This chapter contains:

- [Time Remaining during Uninstall](#)
- [TableAdapter Limitations](#)
- [Unsupported features.](#)

4.1 Time Remaining during Uninstall

When you choose ORDT uninstall option from the Programs Menu or use uninstall from the Programs and Features in the Control Panel, the Microsoft Uninstaller application does not correctly determine the amount of time remaining until the operation completes.

It is possible the progress popup may remain on the screen for several minutes displaying "1 Seconds Remaining".

Although it would appear that the uninstall has hung, it is still working in the background to remove the ORDT package from Visual Studio, an operation that may take several minutes to complete.

4.2 TableAdapter Limitations.

4.2.1 LIMIT TO

The `LIMIT TO` clause may be used in the SQL text of statements executed within the Rdb data provider to limit the number of records returned by the query.

However `LIMIT TO` is not valid TSQL syntax and may not be accepted by various SQL Text parsers found within the Microsoft Visual Studio environment.

Currently Microsoft does not provide a mechanism for third-part data providers to extend the query parsing of components within Visual Studio such as the `TableAdapter` wizards used when configuring `DataSets`. Until an appropriate mechanism is provided by Microsoft to do this, these wizards may raise an exception when `LIMIT TO` is used in the SQL text of the statement.

For example, the `TableAdapter` wizard allows you to create or modify the SQL text used to retrieve data from the Rdb database to use in a dataset. The addition of a `LIMIT TO` clause to the query text will cause the wizard to raise a query parsing exception.

You can safely choose to ignore the exception dialog raised by pressing the `OK` button. The SQL text will be saved with the `LIMIT TO` clause and will be executed by the Rdb Data Provider to carry out the data retrieval.

The number of records returned will be limited to the value you have specified.

4.2.2 Parameter Prefix

The Rdb Data Provider allows the use of both the "@" and the ":" characters as valid parameter prefix characters in SQL text.

However a data provider may only register a single prefix character within a Visual Studio DDEX provider.

In keeping with standard Rdb SQL syntax, ORDT registers the ":" character as the valid parameter prefix used within SQL text within the DDEX provider.

If you use the "@" as a parameter prefix in SQL text associated with wizards such as the `TableAdapter` wizards, Visual Studio may raise an parsing error.

If you choose to ignore this error by pressing `OK`, the query text will be saved as-is. However, Visual Studio will not recognize the existence of parameters in the statement and will not prompt for their input in wizards such as the Preview Data wizard.

4.3 Unsupported features.

The following Visual Studio features are not available in this version of ORDT.

- Foreign Key support
- Open Table definition
- Alter Procedure
- Data View Designer
- Import/export table data as XML.

▲ [contents](#)

Chapter 5

New Features and Corrections in Previous Releases

5.1 New Features for Release 7.3.2.1.

This section describes new and changed features in the Oracle Rdb Data Provider for .NET release 7.3-21.

5.1.1 Visual Studio 2010 Integration.

ORDT V7.3-21 now integrates into Visual Studio 2010 by providing a Visual Studio 2010 compatible DDEX provider.

Integration into Visual studio 2005, 2008 and 2010 is automatically enabled during ORDT installation. This may be turned off using the [Custom installation](#) feature.

5.1.2 Oracle Rdb Entity Framework Provider.

Additional classes and templates have been added to ORDT and ORDP to allow the Oracle Rdb Data Provider to carry out the appropriate operations required of an Entity Framework Provider within .NET framework 3.5 and .NET 4.0.

Please refer to your .NET framework documentation for information on Entity Framework.

Examples on how use the Rdb Entity Framework Provider may be found in the *Oracle Rdb Developer Tools for Visual Studio Developer's Guide*.

See also:

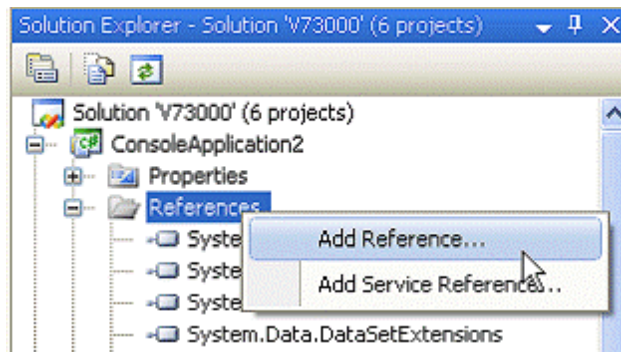
Oracle Rdb Data Provider for .NET Release Notes.

5.2 Corrections in Release 7.3.2.1

This chapter describes new and changed features in Oracle Rdb Developer Tools for Visual Studio release 7.3-21.

5.2.1 ORDP Assembly not added to Visual Studio .NET References.

Installation of ORDT Version 7.3-2 failed to add the appropriate registry entry to enable the discovery of the ORDP assembly by Visual Studio when **Add Reference...** is invoked from the project **References** elements within the **Solution Explorer**.



A work-around for this problem is to manually add the following entry to your system registry:

```
[SOFTWARE\Microsoft\.NETFramework\AssemblyFolders\ORDP]@="[installation dir]Oracle\ORDP"
```

into either:

- [HKEY_LOCAL_MACHINE] or
- [HKEY_CURRENT_USER]

For example, the following will add the ORDP reference directory for access by all users of the system (assuming that you have installed ORDT to the default installation directory):

```
[HKEY_LOCAL_MACHINE\SOFTWARE\Microsoft\.NETFramework\AssemblyFolders\ORDP]@"C:\\Program Files\\Oracle\\ORDP"
```

5.2.2 Keyword Not Supported : "DATABASE" Problem.

Bug 9804702.

When trying to create a new Database Connection in the Visual Studio Server Explorer using a SQS connection to a dedicated Database Service, the following exception was raised:

```
Keyword Not Supported : "DATABASE"
```

A work-around for this problem is to connect to your database using a SQS type connection but use SQL/Services Universal service and provide the database filename instead of a specifying a SQL/Services database service.

5.2.3 GridView using RdbDataReader returns Incorrect Data.

Using an RdbDataReader object as a DataSource for a GridView component of a web application fails to deliver the correct data rows to the grid.

Instead of the data rows from the underlying RdbDataReader, the grid contains a dataset composed of the various Property fields for the RdbDataReader object.

The problem only occurs if you explicitly add data access code to the Page_Load method of the GridView and the code binds to an RdbDataReader.

The following example code shows the problem:

```
//C#
using Oracle.DataAccess.RdbClient;
using System;
using System.Data;
using System.Configuration;
using System.Web;
using System.Web.Security;
using System.Web.UI;
using System.Web.UI.WebControls;
using System.Web.UI.WebControls.WebParts;
using System.Web.UI.HtmlControls;

public partial class _Default : System.Web.UI.Page
{
    protected void Page_Load(object sender, EventArgs e)
    {
        try
        {
            RdbConnection conn = new RdbConnection();
            conn.ConnectionString =
                "User Id=xxxx;Password=yyyy;" +
                "Server=myserver";
            conn.Open();
            RdbCommand cmd = new RdbCommand(
                " select * from employees ", conn);
            RdbDataReader reader = cmd.ExecuteReader();
            GridView1.DataSource = reader;
            GridView1.DataBind();
        }
    }
}
```

```
        catch (RdbException ex)
        {
            // add your exception code
        }
    }
}
```

Instead of displaying the expected employees data, a table containing a column for each of the property fields of the RdbDataReader object is displayed.

Two suggested workarounds are:

- 1/. Use an implicit `SQLDataSource` targeting an `Oracle.DataAccess.RdbClient` connection when building the `GridView` rather than adding explicit `Page_load` code, or
- 2/. Bind to a `DataSet` instead of the `DataReader`, for example change the `DataSource` bind in the code above to the following:

```
// C#
// RdbDataReader reader = cmd.ExecuteReader();
// GridView1.DataSource = reader;

DataSet ds = new DataSet();
RdbDataAdapter adapter = new RdbDataAdapter();
adapter.SelectCommand = cmd;
adapter.Fill(ds, "Rdb");
GridView1.DataSource = ds;
```

See your Microsoft ADO.NET documentation on the use and coding of `GridView` in web applications.

This problem has now been fixed.

5.3 New Features for Release 7.3.2.

This section describes new and changed features in the Oracle Rdb Data Provider for .NET release 7.3-2.

This was the first release of ORDT.

5.4 Corrections in Release 7.3.2

This chapter describes new and changed features in Oracle Rdb Developer Tools for Visual Studio release 7.3-2.

This was the first release of ORDT.

▲ [contents](#)