

Siebel

Application Services Interface Reference

May 2026



Siebel
Application Services Interface Reference

May 2026

F87411-03

Copyright © 1994, 2026, Oracle and/or its affiliates.

Author: Sukanya Mishra

Contents

Get Help i

1 What's New in This Release 1

- What's New in Siebel Application Services Interface Reference, Siebel CRM 20.1 Update 1
- What's New in Siebel Application Services Interface Reference, Siebel CRM 19.1 Update 1

2 Siebel Application Services Interfaces Overview 3

- Siebel Application Services Interfaces Overview 3
- Defining ASIs 3
- About the Two Types of ASIs 3
- ASI Usage Examples 5

3 Application Services Interfaces 7

- Application Services Interfaces 7
- About ASI Structure 7
- About Integration Object Structure 7
- ASI Data Synchronization Services 9
- Exposing ASIs with Interface Technologies 16
- About ASIs and Web Services 16
- Authentication and Security for ASIs 18

4 Administering Application Services Interfaces 19

- Administering Application Services Interfaces 19
- Using ASIs 19
- User Scenarios for ASI Administration 21

5 Customizing an Application Services Interface 23

- Customizing an Application Services Interface 23
- About ASI Framework 23
- Customizing Workflows to Use ASIs 24

Building Customized Interfaces Using the ASI Framework	26
User Scenarios for ASIs	28

6 Predefined Application Service Interfaces 31

Predefined Application Service Interfaces	31
About Prebuilt ASIs	32
Siebel Account	33
Siebel Action	48
Siebel Business Address	58
Siebel Personal Address	60
Siebel Assets	61
Siebel Contact	65
Siebel Cost List	73
Siebel Employee	75
Siebel Financial Account	91
Siebel Forecast	98
Siebel Invoice	101
External Opportunity Create/Query/Update	108
Siebel Order	134
Siebel Position	155
Siebel Price List	157
Siebel Quote/External Quote	160
Siebel ATP Response/External ATP Check	174
External Credit Check	181
External Shipment Tracking	185
Siebel SIA Service Request	189
Siebel Service Request	193
Siebel Simple Product	198

7 Siebel Communications, Media, and Energy ASIs 209

Siebel Communications, Media, and Energy ASIs	209
About Prebuilt Communications, Media, and Energy ASIs	209
Order Management	211
Siebel Order	211
Customer Lifecycle Management	232
Siebel Account	232
Billing Management	245

Siebel Invoice	245
Siebel Invoice Adjustment	252
CUT Payment Interface	256
CUT Account Balance Interface - Request	259
CUT Account Balance Interface - Response	260
Siebel Meter Reading	261
Siebel Meter Usage Data	262
Siebel Payment	265
Siebel Simple Product	268
Trouble Ticketing Management	278
Siebel Trouble Ticket	278

Get Help

Preface

This preface introduces information sources that can help you use the application and this guide.

Using Oracle Applications

To find guides for Oracle Applications, go to the Oracle Help Center at <https://docs.oracle.com/>.

Documentation Accessibility

For information about Oracle's commitment to accessibility, visit the [Oracle Accessibility Program website](#).

Contacting Oracle

Access to Oracle Support

Oracle customers that have purchased support have access to electronic support through My Oracle Support. For information, visit [My Oracle Support](#) or visit [Accessible Oracle Support](#) if you are hearing impaired.

Comments and Suggestions

Please give us feedback about Oracle Applications Help and guides! You can send an email to:
oracle_fusion_applications_help_ww_grp@oracle.com.

1 What's New in This Release

What's New in Siebel Application Services Interface Reference, Siebel CRM 20.1 Update

No new features have been added to this guide for this release. This guide has been updated to reflect only product name changes.

What's New in Siebel Application Services Interface Reference, Siebel CRM 19.1 Update

No new features have been added to this guide for this release. This guide has been updated to reflect only product name changes.

2 Siebel Application Services Interfaces Overview

Siebel Application Services Interfaces Overview

This chapter provides general information about Oracle's Siebel Application Services Interfaces (ASIs), the definition, benefits, and types of ASIs, and general examples of ASIs to give you an overview of this component. Topics include:

- *Defining ASIs*
- *About the Two Types of ASIs*
- *ASI Usage Examples*

Defining ASIs

An Application Services Interface (ASI) is a release-independent interface published by Oracle that allows you to integrate Siebel applications with external applications. An ASI is a collection of related methods; each method contains input and output parameters. The methods and parameters are listed on the business service definition. Simple method parameters (such as a string or number) are defined directly in the service definition. Hierarchical method parameters are defined using integration objects.

Note: Web Services are used in ASI development, but they may not be apparent in the implementation on specific integration servers. ASIs are published in a standard metadata format—such as Extensible Markup Language Document Type Definitions (XML DTD) and Web Services Descriptive Language/XML Schemas (WSDL/XSD)—and are built using the ASI Framework. See *About ASI Framework* for more information.

Siebel ASIs are prebuilt and can be used immediately. ASIs provide a release-independent integration interface to the Siebel application, which remains unchanged with each upgrade to a new release. ASIs use the standard metadata format, which makes ASIs language-independent, so they return the same value type regardless of language setting.

About the Two Types of ASIs

There are two types of ASIs—inbound and outbound.

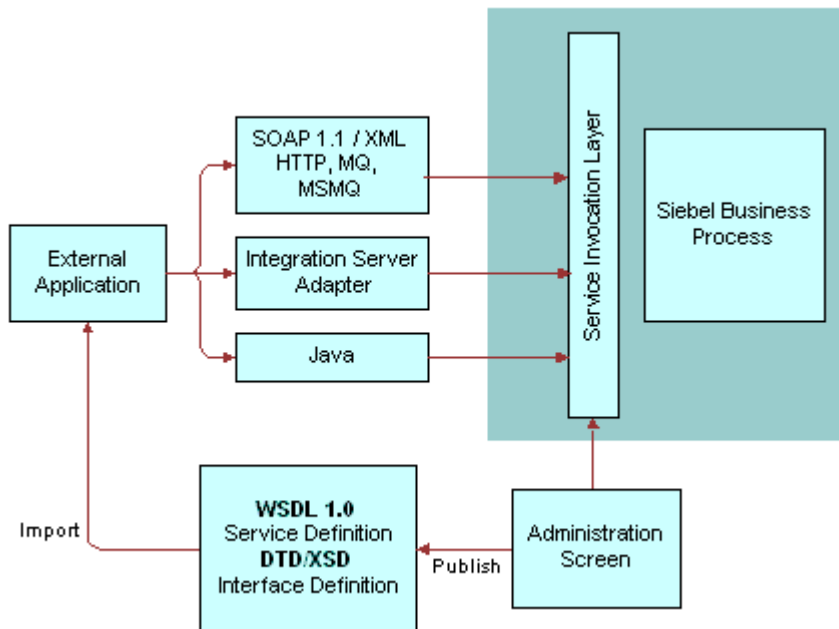
Inbound ASI

An inbound ASI defines an interface for services provided by Oracle. External applications use this type of ASI to invoke Siebel-provided services.

An external application makes an inbound request that the inbound dispatcher receives. Based on the information in the ASI, the dispatcher invokes one of several services to pass its data to the Siebel application—either a data

synchronization service, other business services, or a workflow process. For further details about data synchronization services, see *ASI Data Synchronization Services*. For more information about business services and workflows, see *Business Processes and Rules: Siebel Enterprise Application Integration*.

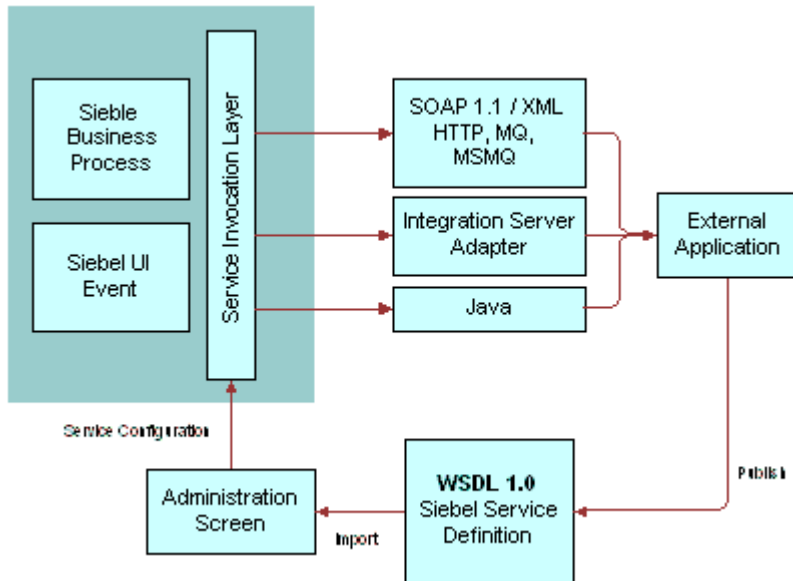
The dispatcher determines which service to invoke, according to the ASI configuration and transport protocols. The ASI determines whether the service request is a request-response operation (a response containing the status of the operation or the data retrieved) or a one-way request (where no response is required). ASIs are configured to have the same input and output argument (Siebel Message), and always return a response unless you change the ASI argument. External applications can use inbound ASIs, which can be exposed as a Web service, XML, or Java. The following image shows these processes.



Outbound ASI

An outbound ASI defines an interface from a Siebel application to an external application and provides a proxy to the external application that can be called from within the Siebel application. The Siebel application invokes this proxy to make a service request to the external application, soliciting information from the external service, which the Siebel database updates or displays to the user.

A workflow or a user interface event calls an outbound dispatcher. Based on the ASI configuration, the dispatcher invokes one of several services at runtime—Siebel Services, Partner Adapters, XML, or Web Services. The outbound dispatcher links a service name, interface, and transport or protocol binding to the ASI, which is also sent to the external application, as shown in the following image.



ASI Usage Examples

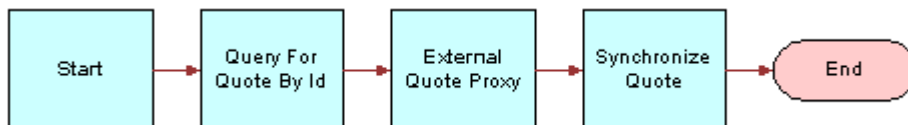
The example shown in the image in [Inbound ASI Example](#) demonstrates how to use inbound and outbound ASIs in the workflow.

Inbound ASI Example

A customer using an external application needs to update an account within the Siebel database. As shown in the following image, an external application invokes an inbound ASI, Siebel Account, to retrieve the correct customer information from the Siebel database using the method, QueryById.

In the External Account proxy step, an outbound ASI is called, and the account information is sent to the external systems for processing.

After the update is completed in the external system, the response is passed to an inbound ASI, Siebel Account, to update the information in the Siebel database, using the Synchronize method.



For a more detailed description of this example, see [Customizing Workflows to Use ASIs](#).

Outbound ASI Example

The following example uses an outbound ASI to retrieve information and display it to the user.

A customer using a Siebel application might need to check the inventory of a product, Request ATP Check, to fulfill an order. The Siebel application sends an outbound request to the external system, retrieves the information, and displays it to the user.

3 Application Services Interfaces

Application Services Interfaces

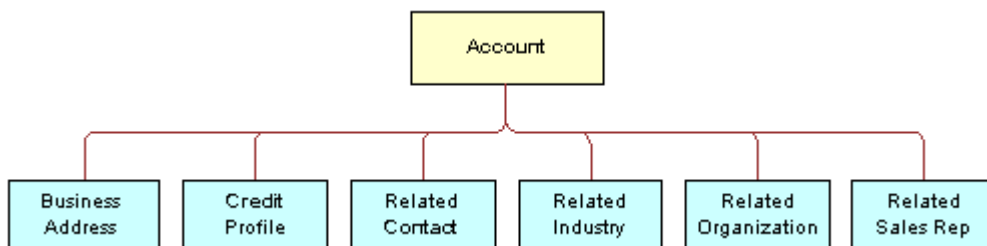
This chapter describes the underlying structure of an Application Services Interface (ASI) and the specialized types of ASIs used by business services. It also explains the relationship between ASIs, EAI, and Web services, as well as authentication and security issues. Topics include the following:

- *About ASI Structure*
- *About Integration Object Structure*
- *ASI Data Synchronization Services*
- *Exposing ASIs with Interface Technologies*
- *About ASIs and Web Services*
- *Authentication and Security for ASIs*

About ASI Structure

As defined earlier, an ASI is an interface whose implementation is defined by a business service or workflow. A specialized class of business services is implemented as data synchronization services.

The following image shows an example of the structure of the Account ASI. In this example, Account has the following components: Business Address, Credit Profile, Related Contact, Related Industry, Related Organization, Related Sales Rep. For information regarding specific ASIs, see *Predefined Application Service Interfaces* and *Siebel Communications, Media, and Energy ASIs*



About Integration Object Structure

Integration objects are metadata structures that represent hierarchical objects using components and fields. For example, the Contact integration object might have the following components—Personal Address, Account, and Opportunity. The following image shows an example of the Contact integration object, and the integration object instance containing the data for Contact as follows:

```
Contact: Susan Grant
Contact_Personal Address: 1000 Industrial Way
PersonalAddressState: CA
```

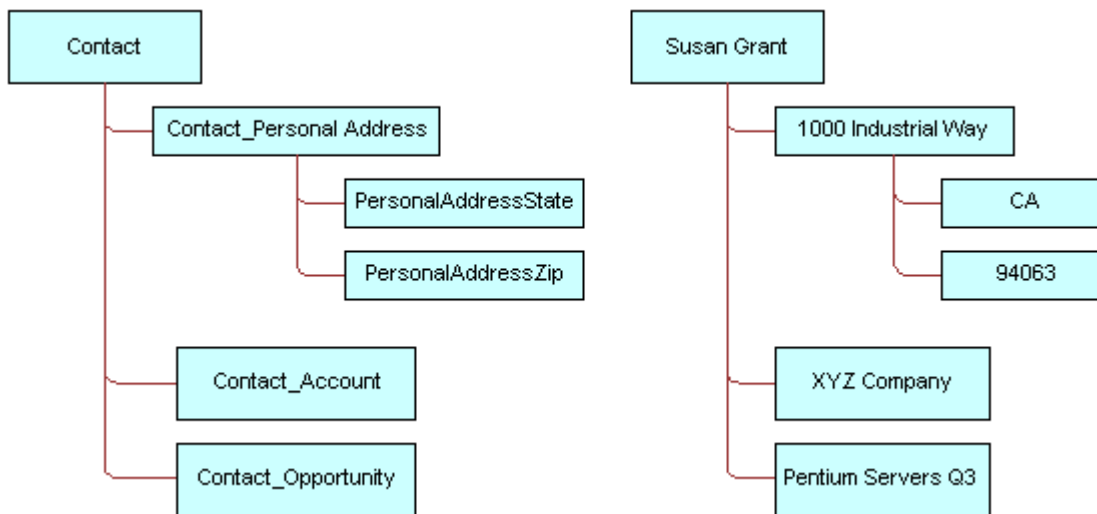
PersonalAddressZip: 94063
Contact_Account: XYZ Company
Contact_Opportunity: Pentium Servers Q3

The structure of integration objects includes the following:

- *Components and Fields in Integration Objects*
- *List of Value Fields in Integration Objects*
- *Related Business Component Selection in Database Updates*
- *Unique Keys in Integration Objects*

For data synchronization services, there are two types of integration objects. For more information about data synchronization services, see *ASI Data Synchronization Services*.

For more information about integration objects, see *Integration Platform Technologies: Siebel Enterprise Application Integration*.



Components and Fields in Integration Objects

Components define the hierarchy of an integration object, and a component contains one or more fields and child components. In the image shown in *About Integration Object Structure*, the Contact integration object has these components: Contact_Personal Address, Contact_Account, and Contact_Opportunity; Personal Address has the additional fields, PersonalAddressState and PersonalAddressZip.

By default, all fields are active. However, you can deactivate these fields to satisfy the different requirements for each ASI and to increase performance of the ASI. For more information about deactivating field components, see *Deactivating ASI Components and Fields*.

List of Value Fields in Integration Objects

Fields can map to a Siebel predefined List of Values (LOV). The fields in the integration components that are based on such fields can take values only from that list—the fields are bound to the values of that LOV. For example, in the image shown in *About Integration Object Structure*, PersonalAddressState can map to an LOV of the different states in the U.S. (such as AZ, CA, FL, and so on).

These LOV fields should use a language-independent representation. For each LOV field, the internal integration object returns a Language Independent Code (LIC) if the user property, `AllLangIndependentVals`, is set to Y at the object level.

The integration object can expose the Siebel LIC or map the field to an industry standard code.

Related Business Component Selection in Database Updates

When a row is inserted or updated in the Siebel database, it is often necessary to create relationships with other business components through a foreign key. For example, an account has a many-to-one relationship with Price List—an account is associated with one price list; the same price list can be used with different accounts. The correct price list is identified by the foreign key Price List Id, which exists in the Account component. This relationship is implemented through the picklist.

For this type of integration, a pointer to the appropriate price list row is stored in the account row, where it is identified by a foreign key.

Unique Keys in Integration Objects

Internal integration objects implement user keys that the Siebel application creates for each component, based on the user primary key defined for the underlying table. User keys are a group of fields whose values uniquely identify only one Siebel record. When an ASI executes, it searches the list of user keys to find the first key present in the component instance and uses it to determine whether the record has a match in the Siebel database.

You can deactivate, modify, or create additional keys for an ASI depending on your business and application needs. However, it is recommended that each component contain a set of three unique keys:

- **Row ID.** The Siebel Row ID.
- **Integration ID.** A cross-reference that links the Siebel application to the corresponding record in the external application.
- **User Key.** Corresponds to the U1 index of the underlying table.

ASI Data Synchronization Services

A data synchronization service is a specialized type of business service used by a class of ASIs. Data synchronization services import and export data from Siebel applications and are based on the framework provided by the EAI Siebel adapter. For more information about the EAI Siebel adapter, see *Integration Platform Technologies: Siebel Enterprise Application Integration*. The components of a data synchronization service include:

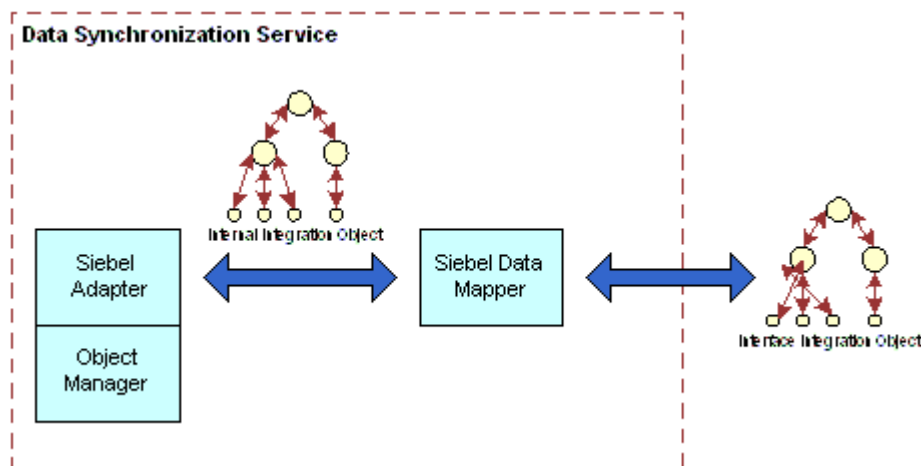
- *Data Mapping for ASI Release Independence*
- *Data Synchronization Methods for ASIs*

Many inbound ASIs are built using data synchronization services, and can also be used to populate the parameters of an outbound ASI. The inbound ASI isolates the interface of the outbound ASI and provides an interface that is independent from the data model by isolating the underlying data model through the use of a data map.

Note: Data mapping cannot be specified for outbound ASIs using the internal integration object and data map business service user properties. These user properties are only for use by the data synchronization business service.

Data synchronization services use a pair of integration objects—the internal integration object and the interface integration object—that define the schema of the release-independent interface. Both objects must be provided, even if they are exactly the same, for the ASI to be upgraded at a later date. An internal integration object mirrors the schema of the Siebel business object, while an interface integration object defines the external representation of the data.

The following image illustrates these concepts.

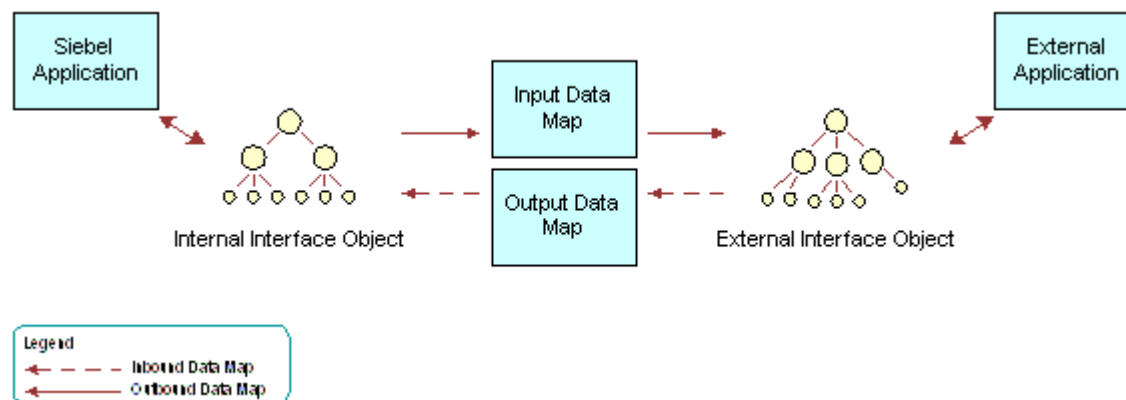


Component and field names of the internal integration object must match the names of the underlying Siebel business object's components and fields. The interface integration object's components and fields do not need to match; you determine them based on your business requirements.

Data Mapping for ASI Release Independence

Within data synchronization, a data map translates the data in the form of integration objects between an internal integration object and an interface integration object, making ASIs release-independent.

Data synchronization services use data mapping to translate data between integration objects and support a subset of methods that are used by the EAI Siebel adapter, such as Insert, Update, and Delete. See *Data Synchronization Methods for ASIs* for more information. An ASI usually requires two types of data maps—one for each direction, as shown in the following image. For more information about data mapping, see *Business Processes and Rules: Siebel Enterprise Application Integration*.



For ASIs using data synchronization services, there are two types of data mapping—implicit data mapping and explicit data mapping.

Implicit Data Mapping for Integration Objects

Data synchronization services support implicit data mapping when the internal integration object is a subset or exactly the same as the interface integration object; the reverse also holds true. Implicit mapping occurs when:

- A source component maps to a target component with the same name.
- A source component maps to a target component and both components have fields with the same name.
- Data synchronization service does not specify a data map.

Every component, field, and child component is mapped between integration objects.

The following image shows an example of implicit mapping between two integration objects (Internal Integration Object and Interface Integration Object). In this image, components and fields with the same name are automatically mapped; data synchronization services map these fields when a data map is not specified.

In this image, the child component, Organization, which appears on the interface integration object only, is not mapped because it is not considered important to the ASI. Consequently, the two integration objects are sufficiently similar, and a data map is not necessary. Implicit mapping ignores any components and fields unique only to the interface or internal integration object, but not both.

```

Internal Integration Object ----- Interface Integration Object

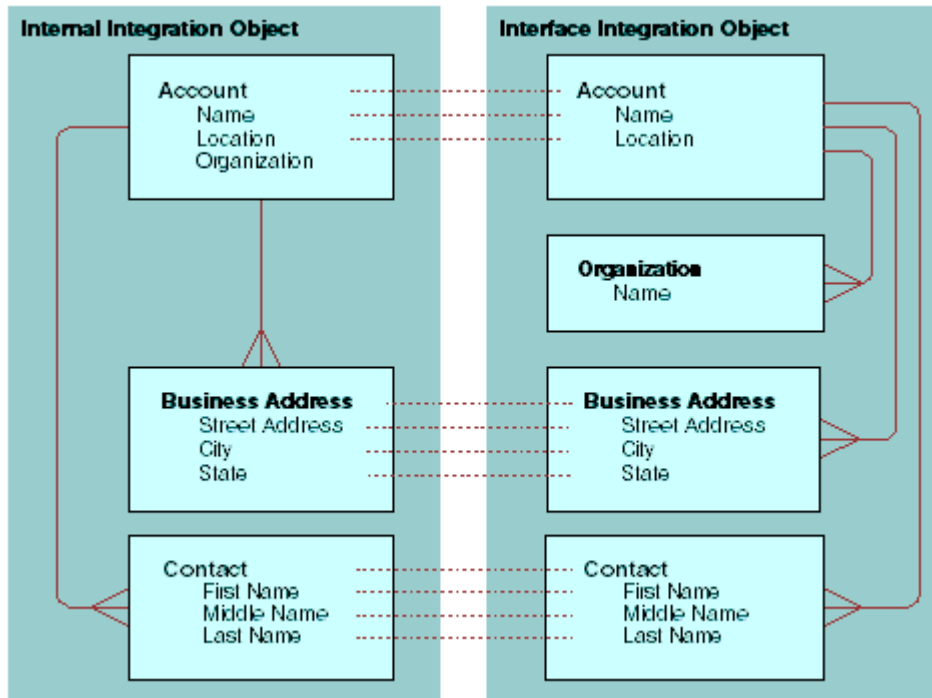
Account ----- Account
Name ----- Name
Location ----- Location
Organization
Organization
Name

Business Address ----- Business Address
Street Address ----- Street Address
City ----- City
State ----- State

Contact ----- Contact
First Name ----- First Name
Middle Name ----- Middle Name
Last Name ----- Last Name

```

Note: Implicit data mapping requires that the root components of the internal and interface integration objects have the same name.



Explicit Data Mapping for Integration Objects

You must define an explicit data map whenever a component or field name of an interface integration object does not exactly match the component or field name of the internal interface object.

Oracle provides prebuilt explicit data maps for its ASIs. These data maps make sure that the ASIs are release-independent.

Note: To preserve the release-independent properties of fields, do not alter Siebel-defined explicit data maps except when you deactivate fields.

Automatic Mapping for Integration Objects

You can automatically extend a data map for an integration object whenever new components and fields have been added to an existing ASI. Within the Data Map Administration screen, the Auto-Map feature enables you to automatically create submaps for these new components and fields. The Auto-Map feature checks the definition of the internal integration object and the interface integration object, finds components and fields of the same name with no current map, and creates the data map for it.

You can use automatic mapping and explicit mapping together.

Upgrading Data Maps for Integration Objects

When the Siebel application is upgraded, a three-way merge is performed on the internal and interface integration objects. This merge makes sure that the customer's extensions to these objects carry forward to the new version.

If an explicit data map exists in the previous version of the ASI, a new version of the map replaces the old with the Siebel application upgrade. Any automatic mapping is regenerated. The automatic mapping exposes the customer's extensions through the new version of the interface.

Data Synchronization Methods for ASIs

Data synchronization services use a subset of methods supported by the EAI Siebel Adapter, as listed in the following table. However, an ASI might not use all of the methods listed; you can define which methods an ASI uses. For more information, see *Integration Platform Technologies: Siebel Enterprise Application Integration*.

Method	Description	Input	Output
QueryByExample	Queries for objects based on the example object provided.	Interface Integration Object	One or more integration objects that matches the query.
QueryById	Queries for objects based on the primary row ID.	Primary Row ID	An integration object that matches the specific row ID. If no row ID exists, no object is returned.
QueryPage	Queries for a given number of objects based on the example object.	<ul style="list-style-type: none">Interface Integration ObjectPageSizeStartRowNumViewMode	<ul style="list-style-type: none">One or more integration objects up to <pagesize> number of integration objects that match the query.Boolean LastPage argument indicates whether the last record is returned.
Insert	Creates the object in the database.	Interface Integration Object	The status key of all the objects created. If the object exists, this request errors out. See <i>Using Status Keys</i> for information about status keys.
Update	Updates the object in the database. If the object does not exist, the request returns an error.	Interface Integration Object	The status key of all objects updated.
InsertOrUpdate	Merges the object with the same object in the database or creates a new object if none exists in the database.	Interface Integration Object	The status key of all objects created or updated.
Synchronize	Synchronizes the database object to exactly match the input object.	Interface Integration Object	The status key of all objects created or updated.
Delete	Deletes the object.	Interface Integration Object	The status key of all objects deleted.

Data Synchronization Input Method Arguments for ASIs

The following table describes the arguments of the various methods. For more information about the input arguments, see *Integration Platform Technologies: Siebel Enterprise Application Integration*.

Argument	Display Name	Type	DataType	Description
Interface Integration Object	None	Input/Output	Integration Object	<ul style="list-style-type: none"> The integration object or set of integration objects that is either passed to or returned to the method. The name of the method argument can be anything, but you should use SiebelMessage if the ASI is to be used in a workflow process with other EAI services. The integration object attribute must specify the name of the interface integration object.
LastPage	Last Page	Output	Boolean	Indicates whether the last record has been returned by the QueryById method.
PageSize	Page Size	Input	Number	The default is 10. This argument indicates the number of records to be returned for the QueryPage method.
PrimaryRowID	Object ID	Input	String	The ID that corresponds to the Siebel business component row ID for the primary integration component. This argument is only applicable to the QueryById method.
StartRowNum	Starting Row Number	Input	Number	The default is 0. The row number to start retrieving records for the QueryPage method.
RowID IntegrationId UserKey	None	Output	Status key	See the Using Status Keys section of this topic for more information about this output argument.
ViewMode	None	Input	String	Specifies the visibility mode applied to the parent integration object. Applicable only to the QueryPage method.

Using Status Keys

A status key is an integration component key of the type Status key. Status keys are similar to unique keys (see *Unique Keys in Integration Objects*), and need to be defined for the output arguments. It is recommended that each component contain a set of these three unique keys:

- **Row ID.** The Siebel Row ID.
- **Integration ID.** A cross-reference that links the Siebel application to the corresponding record in the external application.
- **User Key.** Corresponds to the U1 index of the underlying table.

For more information about status keys, see *Integration Platform Technologies: Siebel Enterprise Application Integration*.

Handling Error Messages

If a method cannot find the integration object as specified by the method arguments, a SiebelMessage returns containing an empty list of integration objects.

However, if an error occurs during the execution of a method:

- The Business Service returns an error.
- A SOAP message is returned if the method is invoked as a Web service. See *Handling Errors for ASIs* for more information about Web services error messages.

Business Service User Properties for ASIs

User properties, as listed in the following table, control the behavior of an ASI. These values become input arguments to the service that invokes the ASI.

For example, an ASI using the Synchronize method can specify that an input data map for Synchronize is used—for example, Input Data Map (Synchronize). If Input Data Map (Synchronize) is not specified, the default data map, Input Data Map, is used instead. If a default data map is not specified, implicit mapping is used.

For more information about Business Service User Properties, see *Integration Platform Technologies: Siebel Enterprise Application Integration*.

Argument	Required	Description
Internal Integration Object	Yes	Name of the integration object defining the business object to expose.
Input Data Map	No	Name of the default data map for the input arguments. If no map or method is specified, implicit mapping occurs between the internal and input interface objects.
Output Data Map	No	Name of the default data map for the output arguments. If no map and method are specified, implicit mapping occurs between the internal and output interface objects.
Input Data Map (name of method)	No	Name of the data map for the input arguments for the specified method—for example, Input Data Map (Synchronize).
Output Data Map (name of method)	No	Name of the data map for the output arguments for the specified method—for example, Output Data Map (Update).

XML Method Example

The following XML example demonstrates an upsert-and-delete operation:

```
<SiebelMessage MessageId="" MessageType="Integration Object" IntObjectName="Sample Account">

  <ListofSampleAccount>
    <Account operation="upsert">
      <Name>A. K. Parker Distribution</Name>
      <Location>HQ-Distribution</Location>
      <Organization>North American Organization</Organization>
    </Account>
  </ListofSampleAccount>
</SiebelMessage>
```

```
<Division/>

<CurrencyCode>USD</CurrencyCode>

<Description>This is the key account in the AK Parker
Family</Description>

<HomePage>www.parker.com</HomePage>

<LineofBusiness>Manufacturing</LineofBusiness>

<ListOfContact>
<Contact operation="delete">
<FirstName>Stan</FirstName>
<JobTitle>Senior Mgr of MIS</JobTitle>
<LastName>Graner</LastName>
<MiddleName>A</MiddleName>
<PersonalContact>N</PersonalContact>
<Account>A. K. Parker Distribution</Account>
<AccountLocation>HQ-Distribution</AccountLocation>
</Contact>
</ListOfContact>

</Account>
</ListofSampleAccount>

</SiebelMessage>
```

Exposing ASIs with Interface Technologies

ASIs can be exposed through any of Siebel's interface technologies, which includes the Web Services Framework as well as the broader EAI Framework. The Web Services Framework supports Web service-related standards, including SOAP, WSDL, and XML Schema. You can use the broader EAI Framework for more flexibility in XML formatting and in choice of transport.

ASIs use supported transport technologies including HTTP, MQSeries from IBM, and MSMQ from Microsoft. For more information about XML processing, see *XML Reference: Siebel Enterprise Application Integration*. For more information about transports, see *Transports and Interfaces: Siebel Enterprise Application Integration*.

About ASIs and Web Services

Web services can make ASIs externally available by using information protocols (such as HTTP) and data formats (such as XML), and other communication protocols, such as SOAP, Universal Description Discovery and Integration (UDDI), and WSDL. Because ASIs are business services, ASIs can be exposed externally as Web services. However, while ASIs can be published as Web services, not all Web services are ASIs.

For more information about Web services and how to use them, see *Integration Platform Technologies: Siebel Enterprise Application Integration*.

Topics in this section include:

- *Protocols Used with ASIs*
- *Handling Errors for ASIs*

Protocols Used with ASIs

ASIs support the standard XML envelope for Web services and SOAP. Siebel applications support two types of SOAP protocols—SOAP-Remote Call Procedure (RPC) and SOAP-DOC. If an inbound ASI supports an industry standard other than the protocols that Oracle supports, the ASI cannot be defined as an inbound Web service. The ASI must be defined and supported through the existing EAI framework.

The following table lists the various types of transport and protocols available. The Null Protocol implements a loopback—a call back into the Siebel servers. Any method arguments passed using the Null Protocol or that are not directly specified are forwarded to the local business service or local workflow. When testing an ASI, you can use the File protocol.

Transport	SOAP-RPC	SOAP-DOC	Null
HTTP	Inbound/Outbound	Inbound/Outbound	Not Applicable
MQ	Inbound/Outbound	Outbound	Not Applicable
MSMQ	Inbound/Outbound	Outbound	Not Applicable
Local Business Service	Inbound/Outbound	Not Applicable	Not Applicable
Local Web Service	Outbound	Outbound	Outbound
Local Workflow	Outbound	Outbound	Outbound
File	Outbound	Outbound	Outbound

Handling Errors for ASIs

The SOAP fault message returns any errors for inbound and outbound ASIs.

Errors for Inbound ASIs

The SOAP fault block returns any inbound error messages, as defined by the SOAP 1.1 specification. The `faultcode` contains either a Client or Server value, and the `faultstring` contains a description of the error. The error message `<siebel:errmsg>` details the problems with the request. The information in the SOAP fault block can be extracted and displayed to the user.

The following XML shows an example of a fault message.

```
<?xml version="1.0" encoding="UTF-8" ?>
<?Siebel-Property-Set EscapeNames="false"?>
<SOAP-ENV:Envelope xmlns:SOAP-ENV="http://schemas.xmlsoap.org/soap/envelope/"
  SOAP-ENV:encodingStyle="http://schemas.xmlsoap.org/soap/encoding/">
  <SOAP-ENV:Body>
```

```
<SOAP-ENV:Fault xmlns:siebel="http://www.oracle.com/ws/fault">

  <faultcode>Client</faultcode>

  <faultstring>
    Supplied input is not well formed or does not contain the
    expected data.
  </faultstring>

  <detail>
    <siebel:errorstack>
      <siebel:error>
        <siebel:errorsymbol />

        <siebel:errormsg>Supplied input is not well formed
        or does not contain the expected data.
      </siebel:errormsg>

    </siebel:error>

    <siebel:error>
      <siebel:errorsymbol>
        IDS_XMLCNV_ERR_EMPTYMSG
      </siebel:errorsymbol>

      <siebel:errormsg>XML Hierarchy Converter error - empty
      input message, expecting an XML document in <Value> of
      input arguments
    </siebel:errormsg>

    </siebel:error>

  </siebel:errorstack>
</detail>
</SOAP-ENV:Fault>
</SOAP-ENV:Body>
</SOAP-ENV:Envelope>
```

Errors for Outbound ASIs

If an error occurs during an outbound ASI that has been exposed as a Web service, the business service raises the error and returns the SOAP fault message as the output method argument, soap:fault, for the application to process. The error is represented as an XML hierarchy property set.

Authentication and Security for ASIs

The authentication and security for ASIs depend on the underlying transport used to access the ASI and standard Siebel login logic. HTTP enables the authentication of individual Siebel users, while the MQ Series and MSMQ rely on the operating system's level of security of the underlying transport.

For more information about authentication and security, see the *Siebel Security Guide* on Oracle Help Center.

4 Administering Application Services Interfaces

Administering Application Services Interfaces

This chapter describes how to implement ASIs and how to apply them to your workflows. Some user scenarios are described for you to better understand how to administer ASIs. Topics include:

- *Using ASIs*
- *User Scenarios for ASI Administration*

Using ASIs

Siebel ASIs are prebuilt and ready to use for integration between Siebel applications and external applications. ASIs require no change to the actual interface to be deployed and include prebuilt data maps that require no customization. You can deactivate fields and components within ASIs with no loss of their release-independence or upgradeability.

You can customize ASIs by adding new components and fields. For more information about customizing, see *Customizing an Application Services Interface*

Note: For other, customized interfaces (that is, *not* prebuilt ASIs) that you build, upgradeability across releases is not guaranteed.

The key activities when using ASIs include:

- *Configuring ASIs*
- *Deactivating ASI Components and Fields*
- *Real Time and Asynchronous Processing with ASIs*

Configuring ASIs

Although ASIs are prebuilt, for them to be exposed to external applications, you must configure them to the requirements of the IT application environment.

To configure an inbound data synchronization ASI

1. Open Siebel Tools and select the integration object you want to update and deactivate the components and fields you do not require for your business service.

Note: If an inbound ASI needs to be invoked through a workflow process, you need to define a named subsystem. See *Integration Platform Technologies: Siebel Enterprise Application Integration* for more information about named subsystems and how to define them.

See *Deactivating ASI Components and Fields* for more information. If you only deactivated fields and no map is specified in the ASI, a data map is unnecessary. Implicit data mapping still applies.

2. Redeploy the project into a Repository.
The ASI is now ready to use as a business service.
3. (Optional) If the ASI is to be made into a Web service, create a new entry in the Inbound Web Services Administration view.

To configure an outbound ASI

1. Open Siebel Tools and select the integration object you want to change and deactivate the components and fields you do not require for the ASI.
See *Deactivating ASI Components and Fields* for more information.
Note: Skip steps 3 through 5 of this procedure if a WSDL file exists for the internal interface. You can run the WSDL Wizard to import the necessary information. If a WSDL file does not exist, complete steps 2 through 4 of this procedure.
2. Open the Siebel Client, choose the Administration - Web Services menu, select the Outbound Web Services screen, and define an entry for the outbound ASI.
The port type should reference the business service created for the outbound ASI. The name of the business service and port must match the default names set on the business services definition.
3. Open Siebel Tools, select Business User Properties, and configure the following properties:
 - **Transport.** The service to send the request. See *Exposing ASIs with Interface Technologies* for more information.
 - **Protocol.** Defines the formatting of the data. See *Protocols Used with ASIs* for more information.
 - **Address.** The location to send the request. Use the URL or queue name associated with the transport.
4. Redeploy the projects with the integration objects and business services definition into the Repository.

Deactivating ASI Components and Fields

By default, all fields are active for use. You can deactivate fields for your particular business needs. In general, if you are deactivating the fields of an inbound ASI, you must also deactivate the corresponding outbound ASI fields; if you deactivate the fields for an outbound ASI, you must also deactivate the inbound ASI fields.

To deactivate a component or field

1. Open Siebel Tools.
2. Navigate to Integration Object, and choose the integration object you want to modify.
3. Select the components or fields you want to deactivate.
4. Check the Inactive column to make that component or field inactive.
5. Deactivate the map for the component, if an explicit map exists.

Note: Setting all fields as active slows the performance time. By deactivating fields, the amount of data sent decreases. For high-volume ASIs, deactivating fields might significantly reduce the performance and physical considerations surrounding a given integration object. Deactivate unnecessary fields to help increase performance time.

Real Time and Asynchronous Processing with ASIs

After an ASI request has been submitted, it executes immediately for the Siebel application or the external application in real time (synchronously). However, you can model asynchronous requests by creating two ASI methods.

To create an asynchronous process

1. Create an outbound ASI to provide the request arguments. See *To define an inbound interface*.
2. Create an inbound ASI to accept the result from the external application. See *To define an external interface*.
3. Create an explicit correlation ID in the outbound and inbound ASI to link the result to the original request.

Batch Processing

You can perform batch processing on ASIs by customizing the workflows to call an ASI at a specific time.

To create a batch process

1. Create the workflow process to call an ASI.
2. Schedule a Server Component Request to invoke the Workflow Process Batch Manager to run the workflow process.

See the application-specific documentation for information about customizing workflows.

User Scenarios for ASI Administration

The following scenario describes ASI administration. John is an integration administrator at ABC Company who must configure the prebuilt Siebel ASIs. The key activities in this scenario are:

- *Deactivating ASI Components and Fields*
- *Exposing an Inbound ASI*
- *Specifying an ASI Implementation*

A back-office application is sending customer information to be synchronized from the Siebel application to a back-office system. John needs to expose an existing inbound ASI, Sync Siebel Product, to receive the customer information, which uses data synchronization services. He also needs to use an existing outbound ASI, Sync External Account, to send the updated information to another system. In addition, John must also deactivate fields in the integration objects that are not being used for these particular ASIs.

Deactivating Fields in the Integration Object

John needs to deactivate various fields in the integration objects for the inbound ASI, AccountReceive, and the outbound ASI, AccountSend, that are not relevant for his company's business object. For each ASI, John:

- Chooses the internal integration object for the specific ASI and deactivates the unnecessary fields in Siebel Tools.
- Chooses the interface integration object for the specific ASI and deactivates the same fields he deactivated in the internal integration object. He deactivates these fields in Siebel Tools.

Exposing an Inbound ASI

John needs to expose the inbound ASI, AccountReceive, to receive the customer information from the back-office system. He wants the inbound ASI to be available over HTTP.

- In the Inbound Web Services screen in the Siebel Client, he specifies the port binding information: transport, protocol, and address.
- He publishes the WSDL file to advertise the inbound ASI and its address.

Specifying an ASI Implementation

For the outbound ASI, AccountSend, John wants to send the customer information as SOAP over HTTP. In the Outbound Web Services screen in the Siebel Client, he specifies the following for AccountSend:

- Transport—HTTP
- Protocol—SOAP
- File address—`http://ABCcompany/sendRequests/customer`

5 Customizing an Application Services Interface

Customizing an Application Services Interface

This chapter describes the ASI framework, extending existing ASIs, and building your own interfaces. Also included is an in-depth description of how to customize your workflows to use ASIs. Topics include:

- *About ASI Framework*
- *Customizing Workflows to Use ASIs*
- *Building Customized Interfaces Using the ASI Framework*
- *User Scenarios for ASIs*

About ASI Framework

As defined in *Defining ASIs*, an ASI is a release-independent interface published by Oracle in a standard metadata format and built using the ASI Framework.

The ASI Framework provides the technology in which ASIs are implemented. You can use this framework to extend existing ASIs or to define your own Web service and proxies in a Siebel application for externally defined services. Other interfaces can be built using the ASI Framework, but are not considered to be ASIs. Only Siebel prebuilt ASIs are supported across releases.

Note: For other, customized interfaces (that is, *not* prebuilt ASIs) that you build using the ASI Framework, upgradeability across releases is not guaranteed.

Extending an ASI

The following procedure describes extending an existing Siebel ASI to meet specific business needs.

Note: EAI Data Maps can be Workspace enabled in your development environment. If they have been Workspace enabled in your development environment and you are working in that environment, then you can only modify them in an editable Workspace. You do not need an editable Workspace to create and edit EAI Data Maps in your Production environment.

To extend an ASI

1. Identify the integration objects to modify—the internal integration object and the interface integration object.
2. Open Siebel Tools, select the internal integration object, and add the required components and fields.
3. Select the interface integration object and add the required components and fields, matching the component and field names from the internal integration object.
4. Choose the Tools menu and select Validate Object to check the definition of the integration objects.

5. Redeploy the project into a Repository, and replace the Repository on the application server with the new Repository.
6. Open the Siebel Client, select the Administration - Integration menu, choose the Data Maps screen, query for the data map, and click Auto-Map if an explicit map exists for this service.

Clicking Auto-Map automatically creates an explicit map for the newly added components and fields to the ASI. Auto-Map maps the matching root components, fields, and child components between the integration objects, if the names are the same and no current mapping exists. For more information about the Auto-Map feature, see [Automatic Mapping for Integration Objects](#).

7. Click Validate in the Data Map screen to check any changes to the data map before testing.
8. If you are using a data map for the ASI, make sure you purge the Data Map cache to remove any traces of the current data map and enable the correct data map to be used.

CAUTION: Purge the data map only during the development and testing phases of the ASI.

Note: To purge the Data Map cache, you need to define a workflow under Business Process Administration. For more information about creating this workflow, see *Business Processes and Rules: Siebel Enterprise Application Integration*.

9. Test the ASI to make sure it is accurate and correct.

For instructions about defining your own Web service and proxies in a Siebel application for externally defined services, see *Integration Platform Technologies: Siebel Enterprise Application Integration*.

Customizing Workflows to Use ASIs

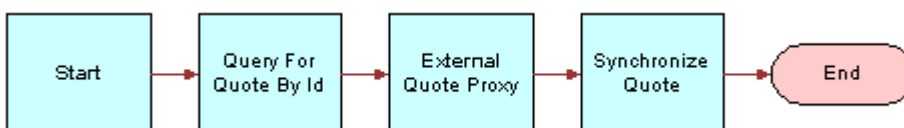
Workflows can invoke some ASIs for their processes. You can customize workflows to use the ASIs in the individual Siebel applications. In the scenario described in [Customized Workflow Example](#), the image illustrates a workflow to Synchronize Account, invoking different ASI methods, QuerybyID and Synchronize.

Note: For more information about customizing workflows, see the application-specific documentation.

Customized Workflow Example

A customer using an external application needs to update an account within the Siebel database. The following scenario demonstrates how this customized workflow operates.

In the scenario illustrated in the following image, the object ID is used to query for the account being sent. The QueryByld method returns the account, which is stored in the SiebelMessage property. The account information is passed to the External Account Proxy, which sends the account information to the external system through Web services. The external system synchronizes the information and returns any new account information. The Synchronize method takes that new account information and synchronizes the information on the internal system.



The QueryByld method contains the method arguments shown in the following table.

Name	Display Name	Integration Object	Data Type	Type	Storage Type
PrimaryRowID	ID	None	String	Input	Property
SiebelMessage	Account Interface	Account Interface	Integration Object	Output	Hierarchy

The Synchronize method contains the method argument shown in the following table.

Name	Display Name	Integration Object	Data Type	Type	Storage Type
SiebelMessage	Account Interface	Account Interface	Integration Object	Input/Output	Hierarchy

In this example, an interface integration object with the name Account Interface is created to define the external representation of the account. An internal integration object with the name Internal Account Interface is created to describe the structure of the Account business object.

The workflow process properties are used to store data in the workflow. The Object ID property (data type String) is included in each workflow by default. Account Message (data type Integration Object) is defined to store the output of the Query by Account ID step.

The Query by Account step calls the QueryByld method of the Siebel Account data synchronization service. The process property Object ID is passed as an input argument. Account Interface is passed as an output argument to the process property Account Message. The External Account Proxy step calls the Synchronize method of the External Account outbound ASI. For the input argument, the process property, Account Message, is passed to the input argument, Account Interface. For the output argument, the method output argument, Account Interface, is passed to the process property, Account Message.

The following table shows the input arguments.

Input Argument	Type	Property Name	Property Data Type
ID	Process Property	Object ID	String
Account Interface	Process Property	Account Message	Integration Object

The following table shows the output argument.

Property Name	Type	Output Argument
Account Message	Output Argument	Account Interface

Building Customized Interfaces Using the ASI Framework

You can build your own interfaces using the ASI Framework.

Note: EAI Data Maps can be Workspace enabled in your development environment. If they have been Workspace enabled in your development environment and you are working in that environment, then you can only modify them in an editable Workspace. You do not need an editable Workspace to create and edit EAI Data Maps in your Production environment.

To define an inbound interface

1. Determine the schema and fields of the integration objects based on your business needs.
2. Open Siebel Tools, create the internal integration object using the Integration Object Wizard, and deactivate the components and fields that are not required.
Note: Deleting fields is not recommended. For more information about creating integration objects, see *Integration Platform Technologies: Siebel Enterprise Application Integration*.
3. Create the interface integration object in Siebel Tools using one of the following methods:
 - Copy the internal integration object, if the internal and interface objects are the same.
 - Use the DTD or XML schema wizard. For more information about using the XML schema wizard, see *Integration Platform Technologies: Siebel Enterprise Application Integration*.
 - Create the object manually.
4. Deactivate the components and fields that are not required.
Deleting fields is not recommended.
5. Choose the Tools menu and select Validate Object to check the definition of the integration objects.
6. Deploy the Repository, and import it to the Siebel Server.
7. Open Siebel Client, select the Administration - Integration menu, and select the Data Maps screen.
Note: Do not create an explicit data map if an object is a subset of another or if the objects are the same. The data synchronization service automatically maps the subsets if the root integration components have the same name.
8. Open the Integration Administration menu and choose the Data Map editor to create an explicit data map if the two objects contain different component or field names.
A map is required for each direction:
 - From Interface Object to Internal Object
 - From Internal Object to Interface Object
9. Click Validate in the Data Map editor to check the data map changes before testing.
10. Open Siebel Tools, define the business service, and set the class property to CSSEAIDataSyncService.
Within the business service:

- Define the methods needed for this service. See *Data Synchronization Methods for ASIs* for more details.
 - Define the Business Service User Properties to configure the internal object and the data map names. See *Business Service User Properties for ASIs* for more details.
11. Redeploy the projects with the integration objects and business services definition into the Repository.
 12. Open Siebel Client, select the Administration - Web Services menu, and choose the Inbound Web Services screen. Create an entry if the inbound interface is to be made available as a Web service.

To create an outbound interface, you must publish it as a Web service to use it externally.

To define an external interface

1. Open Siebel Tools and define the integration objects manually or by using the Integration Object Wizard.

- a. Deactivate components and fields that are not required.

Deleting fields is not recommended.

- b. Create interface integration objects manually by copying and changing the internal object, or by importing an XML DTD.

Note: Skip to Step 5 of this procedure if a WSDL file exists for the internal interface. You can run the WSDL Wizard to automatically import the information that is created manually in Step 3 through Step 5 of this procedure. If a WSDL file does not exist, complete Step 2 through Step 4 of this procedure. For more information about using the WSDL Wizard, see *Integration Platform Technologies: Siebel Enterprise Application Integration*.

2. Open Siebel Tools and define the business service to describe the interface to the ASI, including all methods and parameters for each method.

This business service references the integration objects created in the preceding step in this procedure.

- a. Set the business service's class to CSSWSOutboundDispatcher.
- b. Set the parameters on methods to type Integration Object and refer to the specified interface object.

3. Define the Business Service User Properties in Siebel Tools:

- a. Choose a name for the default service, siebel_web_service_name.
- b. Choose the properties for the default port, siebel_port_name.
- c. Register the name on the business service as a user property, and define the service and port name as the proxy's default service name, siebel_web_service_namespace.

Note: The user property, ApplicationServicesInterface, is set to Y for each ASI Business Service. You can use it for visual identification to differentiate this business service from other business services. The user property has no functional implication.

4. Open Siebel Client, choose the Outbound Web Services screen, and select a name for the default service. Configure the following properties:
 - Port types are all the published proxy business services used to define the outbound ASI interface. The port name is the business service you created in Siebel Tools earlier in this procedure.
 - Transports describe the transport type for your particular platform and system. For more information, see *Exposing ASIs with Interface Technologies*.
 - Protocols describes the formatting of the integration object being sent. For more information, see *Protocols Used with ASIs*.
 - Address is the physical location of the touchpoint files.
5. Redeploy the projects with the integration objects and business services definition into the Repository.
6. Define an entry for the outbound ASI in the Outbound Services Administration View.

The port type should reference the business service created for the outbound ASI. The name of the business service and port must match the default names set on the business services definition.

To define the data map

- An inbound and outbound data map need to be created for each interface. In Siebel Client, use the Data Maps view under the Administration - Integration menu to create a new data map for new or customized integration objects. See *Data Mapping for ASI Release Independence* for more information about data mapping.

For more information about creating a data map for the ASI, see Business Processes and Rules: Siebel Enterprise Application Integration.

User Scenarios for ASIs

The Siebel prebuilt ASIs might not be sufficient, depending on your business needs. You can extend existing ASIs for further customization, or you can create new interfaces using the ASI Framework. The following scenarios describe an integration developer who needs to customize the interface to reflect her company's business needs, rules, and processes. The key activities in these scenarios are:

- *Extending an ASI*
- *Defining an Outbound ASI*

Extending an ASI

At the ABC company, Jane needs to extend an existing ASI by adding a new field, LifeTimeValue, to the business component, Account, and expose the new field in the ASI, Siebel Account, which uses data synchronization services.

To accomplish these tasks, Jane must:

1. Create the new field, LifeTimeValue, in the Account business component using Siebel Tools.
2. Add LifeTimeValue to Account's internal integration object using Siebel Tools.
3. Add LifeTimeValue to Account's interface integration object using Siebel Tools. She must make sure that the two fields in the internal and interface integration objects have matching names.
4. Redeploy the integration objects and project into a Repository, and test the new ASI.
5. Use the Auto-Map function in the Siebel Data Mapper to automatically map the new field in the internal integration object to the new field in the interface integration object.

After completing these tasks, the new field is available to the business component, Account, and all ASIs based on it, including Siebel Account.

Defining an Outbound ASI

Jane needs to define an outbound ASI for her company, ABC Company, that submits an order to a back-office system using data synchronization services. She calls the ExternalOrder ASI.

To create this ASI, Jane must do the following in Siebel Tools:

1. Create an internal integration object, ExternalOrder Internal, with the necessary components and fields based on ABC Company's business needs.
2. Create an interface integration object, ExternalOrder Interface, with the same components and field names as the ExternalOrder Internal integration object. Because both integration objects have the same component and field names, Jane does not need to create a data map, because she uses the data synchronization service's implicit mapping function.
3. Define a new Business Service, named ExternalOrder, as an outbound ASI, by specifying CSSWSOutboundDispatcher as Class.
4. Define all the methods used by this ASI.
5. For each method, create the method argument parameters as Integration Object, String, Hierarchy, Number, or Date, and specify the Type as input or output.
6. Specify the implementation for the ASI by setting the Business Service User Properties, because she does not have a current WSDL template to import. Consequently, Jane must create the following Business Service User Properties:

Business Service User Property	Value
siebel_web_service_namespace	ExternalOrder
siebel_web_services_name	ExternalOrder
siebel_port_name	Default

7. Deploy all integration objects and business services into a Repository for the Siebel Server.
8. In the Siebel Client, navigate to the Administration - Web Services screen, and then Outbound Web Services.
9. Define a new outbound ASI called ExternalOrder, provide a namespace, and make it Active.
10. For the outbound ASI, create the Service Port External Order and reference it to the External Order that was created and deployed in Siebel Tools.
11. Select the correct transport, WSDL address, and binding.
12. Under Operations, list the methods needed for this ASI. The new ExternalOrder ASI is created and ready to use.

6 Predefined Application Service Interfaces

Predefined Application Service Interfaces

This chapter provides a list of the prebuilt ASIs that are provided with Siebel applications. You can use these ASIs to receive, send, or request data from other applications.

An ASI consists of a business service, which implements various methods and integration objects, and holds whatever data is present in run time. An integration object can consist of multiple integration components, each with multiple fields. All these fields are active by default and are used by the ASI. You can deactivate unnecessary fields. For more information, see *Deactivating ASI Components and Fields*.

Each ASI is based on an integration object and can be used to integrate data for all fields of that integration object.

This chapter includes the following topics:

- *About Prebuilt ASIs*
- *Siebel Account*
- *Siebel Action*
- *Siebel Business Address*
- *Siebel Personal Address*
- *Siebel Assets*
- *Siebel Contact*
- *Siebel Cost List*
- *Siebel Employee*
- *Siebel Financial Account*
- *Siebel Forecast*
- *Siebel Invoice*
- *External Opportunity Create/Query/Update*
- *Siebel Order*
- *Siebel Position*
- *Siebel Price List*
- *Siebel Quote/External Quote*
- *Siebel ATP Response/External ATP Check*
- *External Credit Check*
- *External Shipment Tracking*
- *Siebel SIA Service Request*
- *Siebel Service Request*
- *Siebel Simple Product*

Note: Required is abbreviated as Req. and Not Applicable is abbreviated as NA or N/A in the following tables.

About Prebuilt ASIs

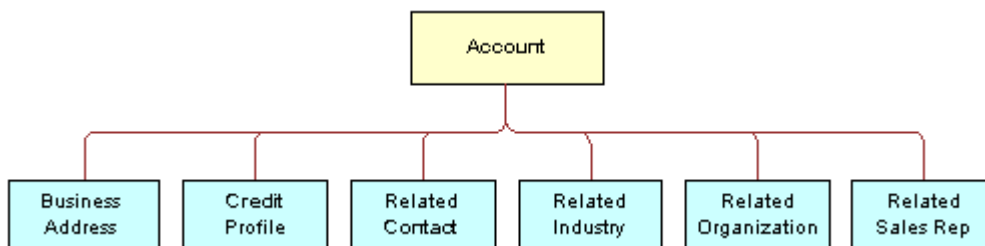
The following table lists the prebuilt ASIs provided by Oracle.

ASI	Description
Siebel Account	ASI to facilitate the inbound and outbound transfer of account data from the Siebel application. For details, see Siebel Account .
Siebel Action	ASI to facilitate the inbound and outbound transfer of activity data from the Siebel application. For details, see Siebel Action .
Siebel Business Address	ASI to facilitate the inbound and outbound transfer of business address data from the Siebel application. For details, see Siebel Business Address .
Siebel Personal Address	ASI to facilitate the inbound and outbound transfer of personal address data from the Siebel application. For details, see Siebel Personal Address .
Siebel Asset	ASI that associates a customer with a unique product. For details, see Siebel Assets .
Siebel Contact	ASI to facilitate the inbound and outbound transfer of contact data from the Siebel application. For details, see Siebel Contact .
Siebel Cost List	ASI to enable the synchronization and update of a cost list and the cost list items. For details, see Siebel Cost List .
Siebel Employee	ASI to facilitate the inbound and outbound transfer of employee data from the Siebel application. For details, see Siebel Employee .
Siebel Financial Account	ASI to facilitate the inbound and outbound financial account data synchronization between the Siebel application and the UCM system. For details, see Siebel Financial Account .
Siebel Forecast	ASI to facilitate the outbound data synchronization between the Siebel application and an external back-office system. For details, see Siebel Forecast .
Siebel Invoice	ASI to facilitate the inbound and outbound transfer of invoice data from the Siebel application. For details, see Siebel Invoice .
External Opportunity Create/Query/Update	ASI to facilitate the inbound and outbound transfer of opportunity data from the Siebel application. For details, see External Opportunity Create/Query/Update .
Siebel Order	ASI to facilitate the inbound and outbound transfer of order data from the Siebel application. For details, see Siebel Order .

ASI	Description
Siebel Position	ASI to facilitate the inbound and outbound transfer of position data from the Siebel application. For details, see <i>Siebel Position</i> .
Siebel Price List	ASI to enable the synchronization and update of a price list and the price list items. For details, see <i>Siebel Price List</i> .
Siebel ATP Response/External ATP Check	ASI to facilitate request of availability-to-promise data. For details, see <i>Siebel ATP Response/External ATP Check</i> .
External Credit Check	ASI to facilitate the request for a credit check from an external system. For details, see <i>External Credit Check</i> .
Siebel SIA Service Request	ASI to create an SIA service request within the Siebel application. For details, see <i>Siebel SIA Service Request</i> .
Siebel Service Request	ASI to synchronize service requests in the Siebel application with an external target application. For details, see <i>Siebel Service Request</i> .
Siebel Simple Product	ASI to facilitate the inbound and outbound transfer of simple product data from the Siebel application. For details, see <i>Siebel Simple Product</i> .

Siebel Account

Use this ASI for customer information management-related business processes. This ASI facilitates inbound and outbound account data synchronization between a Siebel application and any external system. The following image shows the Siebel Account ASI structure. Account has the following components: Business Address, Credit Profile, Related Contact, Related Industry, Related Organization, and Related Sales Rep



The following table lists the user keys of the Siebel Account ASI.

Integration Component	XML Tag	User Keys
Account	Account	<ol style="list-style-type: none"> 1. Account Id 2. Integration Id 3. Location, Name, Primary Organization
Business Address	BusinessAddress	<ol style="list-style-type: none"> 1. Address Id

Integration Component	XML Tag	User Keys
		<ol style="list-style-type: none"> Address Integration Id City, State, Street Address
Credit Profile	CreditProfile	<ol style="list-style-type: none"> Credit Profile Id Credit Profile Integration Id Credit Area
Related Bill To Account	RelatedBillToAccount	<ol style="list-style-type: none"> Id Integration Id Bill To Account, Location CSN
Related Contact	RelatedContact	<ol style="list-style-type: none"> Person UId, Primary Organization Contact Id Contact Integration Id First Name, Last Name, Middle Name
Related Credit Profile	RelatedCreditProfile	<ul style="list-style-type: none"> Credit Control Area Code
Related Industry	RelatedIndustry	<ol style="list-style-type: none"> Industry Id Industry Integration Id Industry SIC Code
Related Organization	RelatedOrganization	<ol style="list-style-type: none"> Organization Id Organization Integration Id Organization
Related Payer Account	RelatedPayerAccount	<ol style="list-style-type: none"> Id Integration Id Payer Account, Location CSN
Related Sales Organization	RelatedSalesOrganization	<ul style="list-style-type: none"> Organization Id
Related Sales Rep	RelatedSalesRep	<ol style="list-style-type: none"> Position Id Position Integration Id Division, Position Login
Related Ship To Account	RelatedShipToAccount	<ol style="list-style-type: none"> Id Integration Id Ship To Account, Location CSN
Related Sold To Account	RelatedSoldToAccount	<ol style="list-style-type: none"> Id Integration Id Sold To Account, Location CSN

Account Fields in Siebel Account ASI

The following table lists the Account fields and their attributes in Siebel Account ASI.

Name	XML Tag	Data Type	Length	Req.	Notes
Account Id	AccountId	DTYPE_ID	30	No	None
Account Organization Integration Id	AccountOrganizationIntegrationId	DTYPE_TEXT	30	No	None
Account Status	AccountStatus	DTYPE_TEXT	24	No	None
Alias	Alias	DTYPE_TEXT	50	No	None
Assignment Area Code	AssignmentAreaCode	DTYPE_TEXT	5	No	None
Assignment Country Code	AssignmentCountryCode	DTYPE_TEXT	5	No	None
Back Office Order Query End Dt	BackOfficeOrderQueryEndDt	DTYPE_DATETIME	NA	No	None
Back Office Order Query Start Dt	BackOfficeOrderQueryStartDt	DTYPE_DATETIME	NA	No	None
Back Office Sales Area Division Code	BackOfficeSalesAreaDivisionCode	DTYPE_TEXT	30	No	None
CSN	CSN	DTYPE_TEXT	30	No	None
Competitor Flag	CompetitorFlag	DTYPE_BOOL	NA	No	None
Created	Created	DTYPE_DATETIME	30	No	None
Credit Auto Approval Limit	CreditAutoApprovalLimit	DTYPE_CURRENCY	NA	No	None
Credit Status Date	CreditStatusDate	DTYPE_UTCDAYETIME	7	No	None
Currency Code	CurrencyCode	DTYPE_TEXT	15	No	Used to pick a related entity.
Customer Account Group	CustomerAccountGroup	DTYPE_TEXT	30	No	None
Description	Description	DTYPE_TEXT	255	No	None
Disable Data Cleansing	DisableDataCleansing	DTYPE_TEXT	NA	No	None
Division	Division	DTYPE_TEXT	30	No	None

Name	XML Tag	Data Type	Length	Req.	Notes
DUNS Number	DUNSNumber	DTYPE_TEXT	15	No	None
Domestic Ultimate DUNS	DomesticUltimateDUNS	DTYPE_TEXT	15	No	None
EAI Sync Date	EAISyncDate	DTYPE_TEXT	NA	No	None
EAI Sync Error Text	EAISyncErrorText	DTYPE_TEXT	2000	No	None
EAI Sync Status Code	EAISyncStatusCode	DTYPE_TEXT	30	No	None
Expertise	Expertise	DTYPE_TEXT	30	No	Bound by ACCOUNT_EXPERTISE LOV.
Freight Terms	FreightTerms	DTYPE_TEXT	30	No	None
Freight Terms Info	FreightTermsInfo	DTYPE_TEXT	100	No	None
Global Ultimate DUNS	GlobalUltimateDUNS	DTYPE_TEXT	15	No	None
Home Page	HomePage	DTYPE_TEXT	100	No	None
Integration Id	IntegrationId	DTYPE_TEXT	30	No	User key field.
Internal Org Flag	InternalOrgFlag	DTYPE_TEXT	NA	No	None
Language Code	LanguageCode	DTYPE_ID	NA	No	None
Location	Location	DTYPE_TEXT	50	No	None
Main Fax Number	MainFaxNumber	DTYPE_PHONE	NA	No	None
Main Phone Number	MainPhoneNumber	DTYPE_PHONE	NA	No	None
Name	Name	DTYPE_TEXT	100	No	User key field.
Number of Employees	NumberOfEmployees	DTYPE_NUMBER	NA	No	None
operation	operation	DTYPE_TEXT	30	No	None
PO Approved Flag	POApprovedFlag	DTYPE_TEXT	NA	No	None

Name	XML Tag	Data Type	Length	Req.	Notes
PO Auto Approval Currency Code	POAutoApprovalCurrencyCode	DTYPE_TEXT	20	No	Used to pick a related entity.
PO Auto Approval Date	POAutoApprovalDate	DTYPE_DATETIME	NA	No	None
PO Auto Approval Limit	POAutoApprovalLimit	DTYPE_TEXT	NA	No	None
Parent Account Division	ParentAccountDivision	DTYPE_TEXT	NA	No	None
Parent Account Id	ParentAccountId	DTYPE_ID	NA	No	None
Parent Account Integration Id	ParentAccountIntegrationId	DTYPE_TEXT	30	No	None
Parent Account Location	ParentAccountLocation	DTYPE_TEXT	50	No	None
Parent Account Location Level	ParentAccountLocationLevel	DTYPE_TEXT	30	No	None
Parent Account Name	ParentAccountName	DTYPE_TEXT	100	No	None
Parent Account Region	ParentAccountRegion	DTYPE_TEXT	30	No	None
Parent HQ DUNS	ParentHQDUNS	DTYPE_TEXT	15	No	None
Partner Flag	PartnerFlag	DTYPE_TEXT	1	No	None
Partners	Partners	DTYPE_TEXT	100	No	None
Party Name	PartyName	DTYPE_TEXT	30	No	None
Party Type Code	PartyTypeCode	DTYPE_TEXT	30	No	None
Party UId	PartyUId	DTYPE_TEXT	30	No	None
Price List	PriceList	DTYPE_TEXT	NA	No	None
Price List End Date	PriceListEndDate	DTYPE_TEXT	NA	No	None
Price List Id	PriceListId	DTYPE_ID	NA	No	None
Price List Integration Id	PriceListIntegrationId	DTYPE_TEXT	30	No	None
Price List Start Date	PriceListStartDate	DTYPE_TEXT	NA	No	None

Name	XML Tag	Data Type	Length	Req.	Notes
Primary Account City	PrimaryAccountCity	DTYPE_TEXT	50	No	None
Primary Account Country	PrimaryAccountCountry	DTYPE_TEXT	30	No	None
Primary Account Postal Code	PrimaryAccountPostalCode	DTYPE_TEXT	30	No	None
Primary Account State	PrimaryAccountState	DTYPE_TEXT	10	No	None
Primary Account Street Address	PrimaryAccountStreetAddress	DTYPE_TEXT	200	No	None
Primary Address Id	PrimaryAddressId	DTYPE_ID	NA	No	None
Primary Assignment Denorm Flag	PrimaryAssignmentDenormFlag	DTYPE_TEXT	NA	No	None
Primary Assignment Manual Flag	PrimaryAssignmentManualFlag	DTYPE_TEXT	NA	No	None
Primary Assignment System Flag	PrimaryAssignmentSystemFlag	DTYPE_TEXT	NA	No	None
Primary Assignment Type	PrimaryAssignmentType	DTYPE_TEXT	30	No	None
Primary Bill To Address Id	PrimaryBillToAddressId	DTYPE_ID	NA	No	None
Primary Bill To City	PrimaryBillToCity	DTYPE_TEXT	50	No	None
Primary Bill To Country	PrimaryBillToCountry	DTYPE_TEXT	30	No	None
Primary Bill To First Name	PrimaryBillToFirstName	DTYPE_TEXT	50	No	None
Primary Bill To Job Title	PrimaryBillToJobTitle	DTYPE_TEXT	75	No	None
Primary Bill To Last Name	PrimaryBillToLastName	DTYPE_TEXT	50	No	None
Primary Bill To Person Id	PrimaryBillToPersonId	DTYPE_ID	NA	No	None
Primary Bill To Postal Code	PrimaryBillToPostalCode	DTYPE_TEXT	30	No	None
Primary Bill To State	PrimaryBillToState	DTYPE_TEXT	10	No	None
Primary Bill To Street Address	PrimaryBillToStreetAddress	DTYPE_TEXT	200	No	None

Name	XML Tag	Data Type	Length	Req.	Notes
Primary Fulfill InvLoc Integration Id	PrimaryFulfillInvLocIntegrationId	DTYPE_TEXT	30	No	None
Primary Fulfillment InvLoc Id	PrimaryFulfillmentInvLocId	DTYPE_TEXT	NA	No	None
Primary Fulfillment Inventory Location	PrimaryFulfillmentInventoryLocation	DTYPE_TEXT	NA	No	None
Primary Industry Id	PrimaryIndustryId	DTYPE_ID	NA	No	None
Primary Organization	PrimaryOrganization	DTYPE_TEXT	100	No	User key field.
Primary Organization Id	PrimaryOrganizationId	DTYPE_ID	NA	No	None
Primary Payer Account	PrimaryPayerAccount	DTYPE_TEXT	100	No	None
Primary Payer Account Id	PrimaryPayerAccountId	DTYPE_ID	NA	No	None
Primary Position Id	PrimaryPositionId	DTYPE_ID	NA	No	None
Primary Service Agreement Id	PrimaryServiceAgreementId	DTYPE_ID	NA	No	None
Primary Ship To Address Id	PrimaryShipToAddressId	DTYPE_ID	NA	No	None
Primary Ship To City	PrimaryShipToCity	DTYPE_TEXT	50	No	None
Primary Ship To Country	PrimaryShipToCountry	DTYPE_TEXT	30	No	None
Primary Ship To First Name	PrimaryShipToFirstName	DTYPE_TEXT	50	No	None
Primary Ship To Job Title	PrimaryShipToJobTitle	DTYPE_TEXT	75	No	None
Primary Ship To Last Name	PrimaryShipToLastName	DTYPE_TEXT	50	No	None
Primary Ship To Person Id	PrimaryShipToPersonId	DTYPE_ID	NA	No	None
Primary Ship To Postal Code	PrimaryShipToPostalCode	DTYPE_TEXT	30	No	None
Primary Ship To State	PrimaryShipToState	DTYPE_TEXT	10	No	None
Primary Ship To Street Address	PrimaryShipToStreetAddress	DTYPE_TEXT	200	No	None

Name	XML Tag	Data Type	Length	Req.	Notes
Primary Territory Id	PrimaryTerritoryId	DTYPE_ID	NA	No	None
Primary Type Id	PrimaryTypeId	DTYPE_ID	NA	No	None
Region	Region	DTYPE_TEXT	30	No	None
Relationship Type	RelationshipType	DTYPE_TEXT	30	No	None
Revenue Growth	RevenueGrowth	DTYPE_NUMBER	NA	No	None
Skip Credit Check	SkipCreditCheck	DTYPE_TEXT	NA	No	None
Start Date	StartDate	DTYPE_DATETIME	NA	No	None
Strategies	Strategies	DTYPE_TEXT	500	No	None
Strategy	Strategy	DTYPE_TEXT	2000	No	None
Success Factors	SuccessFactors	DTYPE_TEXT	500	No	None
Territory Item Type	TerritoryItemType	DTYPE_TEXT	30	No	None
Type	Type	DTYPE_TEXT	255	No	None
Updated	Updated	DTYPE_DATETIME	30	No	None
VAT registration number	VATRegistrationnumber	DTYPE_TEXT	30	No	None

Business Address Fields in Siebel Account ASI

The following table lists the Business Address fields and their attributes in Siebel Account ASI.

Name	XML Tag	Data Type	Length	Req.	Notes
Address Active Status	AddressActiveStatus	DTYPE_TEXT	NA	No	None
Address Id	AddressId	DTYPE_ID	30	No	None
Address Integration Id	AddressIntegrationId	DTYPE_TEXT	30	No	None
Address Name	AddressName	DTYPE_TEXT	100	No	None

Name	XML Tag	Data Type	Length	Req.	Notes
Bill Address Flag	BillAddressFlag	DTYPE_TEXT	NA	No	None
City	City	DTYPE_TEXT	50	No	None
Country	Country	DTYPE_TEXT	50	No	None
County	County	DTYPE_TEXT	50	No	None
Disable Data Cleansing	DisableDataCleansing	DTYPE_TEXT	NA	No	None
Email Address	EmailAddress	DTYPE_TEXT	50	No	None
Fax Number	FaxNumber	DTYPE_TEXT	NA	No	None
Main Address Flag	MainAddressFlag	DTYPE_TEXT	NA	No	None
operation	operation	DTYPE_TEXT	30	No	None
Phone Number	PhoneNumber	DTYPE_TEXT	NA	No	None
IsPrimaryMVG	IsPrimaryMVG	DTYPE_TEXT	1	No	None
Postal Code	PostalCode	DTYPE_TEXT	30	No	None
Province	Province	DTYPE_TEXT	50	No	None
Ship Address Flag	ShipAddressFlag	NA	NA	No	None
State	State	DTYPE_TEXT	10	No	None
Street Address	StreetAddress	DTYPE_TEXT	200	No	None
Street Address 2	Street Address2	DTYPE_TEXT	100	No	None

Credit Profile Fields in Siebel Account ASI

The following table lists the Credit Profile fields and their attributes in Siebel Account ASI.

Name	XML Tag	Data Type	Length	Req.	Notes
Credit Area	CreditArea	DTYPE_TEXT	30	No	None
Credit Available	CreditAvailable	DTYPE_NUMBER	NA	No	None
Credit Currency Code	CreditCurrencyCode	DTYPE_TEXT	20	No	None
Credit Limit	CreditLimit	DTYPE_NUMBER	NA	No	None
Credit Profile Id	CreditProfileId	DTYPE_ID	30	No	None
Credit Profile Integration Id	CreditProfileIntegrationId	DTYPE_TEXT	30	No	None
Credit Reporting Group	CreditReportingGroup	DTYPE_TEXT	50	No	None
Credit Status Code	CreditStatusCode	DTYPE_TEXT	30	No	None
Credit Status Message	CreditStatusMessage	DTYPE_TEXT	NA	No	None
Credit Used	CreditUsed	DTYPE_NUMBER	NA	No	None
IsPrimaryMVG	IsPrimaryMVG	DTYPE_TEXT	1	No	None
Risk Category Code	RiskCategoryCode	DTYPE_TEXT	30	No	None
operation	operation	DTYPE_TEXT	30	No	None

Related Contact Fields in Siebel Account ASI

The following table lists the Related Contact fields and their attributes in Siebel Account ASI.

Name	XML Tag	Data Type	Length	Req.	Notes
Alternate Phone #	AlternatePhone	DTYPE_TEXT	NA	No	None
Assistant Phone #	AssistantPhone	DTYPE_TEXT	NA	No	None
Cellular Phone #	CellularPhone	DTYPE_TEXT	NA	No	None
Conflict Id	ConflictId	DTYPE_ID	30	No	None
Contact Id	ContactId	DTYPE_ID	30	No	None

Name	XML Tag	Data Type	Length	Req.	Notes
Contact Integration Id	ContactIntegrationId	DTYPE_TEXT	30	No	None
Email Address	EmailAddress	DTYPE_TEXT	50	No	None
Employee Number	EmployeeNumber	DTYPE_TEXT	30	No	None
Fax Phone #	FaxPhone	DTYPE_TEXT	NA	No	None
First Name	FirstName	DTYPE_TEXT	50	No	None
Home Phone #	HomePhone	DTYPE_TEXT	NA	No	None
Job Title	JobTitle	DTYPE_TEXT	75	No	None
Last Name	LastName	DTYPE_TEXT	50	No	None
M/F	MF	DTYPE_TEXT	255	No	None
M/M	MM	DTYPE_TEXT	15	No	None
Middle Name	MiddleName	DTYPE_TEXT	50	No	None
Organization	Organization	DTYPE_TEXT	50	No	None
Person UId	PersonUId	DTYPE_TEXT	100	No	None
Primary Organization	PrimaryOrganization	DTYPE_TEXT	100	No	None
Work Phone #	WorkPhone	DTYPE_TEXT	NA	No	None
Work Phone Extension	WorkPhoneExtension	DTYPE_TEXT	10	No	None

Related Industry Fields in Siebel Account ASI

The following table lists the Related Industry fields and their attributes in Siebel Account ASI.

Name	XML Tag	Data Type	Length	Req.	Notes
Industry	Industry	DTYPE_TEXT	50	No	None

Name	XML Tag	Data Type	Length	Req.	Notes
Industry Id	IndustryId	DTYPE_ID	30	No	None
Industry Integration Id	IndustryIntegrationId	DTYPE_TEXT	30	No	None
IsPrimaryMVG	IsPrimaryMVG	DTYPE_TEXT	1	No	None
SIC Code	SICCode	DTYPE_TEXT	30	No	None

Related Organization Fields in Siebel Account ASI

The following table lists the Related Organization fields and their attributes in Siebel Account ASI.

Name	XML Tag	Data Type	Length	Req.	Notes
IsPrimaryMVG	IsPrimaryMVG	DTYPE_TEXT	1	No	None
Organization	Organization	DTYPE_TEXT	50	No	None
Organization Id	OrganizationId	DTYPE_ID	15	No	None
Organization Integration Id	OrganizationIntegrationId	DTYPE_TEXT	30	No	None

Related Sales Rep Fields in Siebel Account ASI

The following table lists the Related Sales Rep fields and their attributes in Siebel Account ASI.

Name	XML Tag	Data Type	Length	Req.	Notes
Division	Division	DTYPE_TEXT	255	No	None
IsPrimaryMVG	IsPrimaryMVG	DTYPE_TEXT	1	No	None
Login	Login	DTYPE_TEXT	50	No	None
Position	Position	DTYPE_TEXT	50	No	None
Position Id	PositionId	DTYPE_ID	30	No	None
Position Integration Id	PositionIntegrationId	DTYPE_TEXT	30	No	None

Related Sales Organization Fields in Siebel Account ASI

The following table lists the Related Sales Organization fields and their attributes in Siebel Account ASI.

Name	XML Tag	Data Type	Length	Req.	Notes
Account Status	AccountStatus	DTYPE_TEXT	30	No	None
Back Office Distribution Channel	BackOfficeDistributionChannel	DTYPE_TEXT	30	No	None
Back Office Sales Area Division Code	BackOfficeSalesAreaDivisionCode	DTYPE_TEXT	30	No	None
Back Office Sales Organization	BackOfficeSalesOrganization	DTYPE_TEXT	30	No	None
Conflict Id	ConflictId	DTYPE_ID	30	No	None
Created	Created	DTYPE_DATETIME	30	No	None
Currency Code	CurrencyCode	DTYPE_TEXT	20	No	None
Freight Terms	FreightTerms	DTYPE_TEXT	30	No	None
Freight Terms Info	FreightTermsInfo	DTYPE_TEXT	100	No	None
Id	Id	DTYPE_TEXT	30	No	None
Integration Id	IntegrationId	DTYPE_TEXT	30	No	None
Language Code	LanguageCode	DTYPE_ID	NA	No	None
Mod Id	ModId	DTYPE_ID	30	No	None
Organization	Organization	DTYPE_TEXT	100	No	None
Organization Id	OrganizationId	DTYPE_ID	NA	No	None
Parent Account Id	ParentAccountId	DTYPE_ID	NA	No	None
Party Id	PartyId	DTYPE_ID	NA	No	None
Payment Terms	PaymentTerms	DTYPE_ID	NA	No	None
Payment Terms Integration Id	PaymentTermsIntegrationId	DTYPE_TEXT	NA	No	None

Name	XML Tag	Data Type	Length	Req.	Notes
Payment Terms Name	PaymentTermsName	DTYPE_TEXT	NA	No	None
Price List Type	PriceListType	DTYPE_ID	NA	No	None
Primary Bill To Account Id	PrimaryBillToAccountId	DTYPE_ID	NA	No	None
Primary Fulfillment InvLoc	PrimaryFulfillmentInvLoc	DTYPE_TEXT	NA	No	None
Primary Fulfillment InvLoc ID	PrimaryFulfillmentInvLocID	DTYPE_ID	NA	No	None
Primary Fulfillment InvLoc Integration Id	PrimaryFulfillmentInvLocIntegrationId	DTYPE_TEXT	NA	No	None
Primary Payer Account Id	PrimaryPayerAccountId	DTYPE_ID	NA	No	None
Primary Ship To Account Id	PrimaryShipToAccountId	DTYPE_ID	NA	No	None
Shipping Conditions	ShippingConditions	DTYPE_TEXT	30	No	None
Type	Type	DTYPE_TEXT	30	No	None
Updated	Updated	DTYPE_DATETIME	30	No	None

Related Bill to Account Fields in Siebel Account ASI

The following table lists the Related Bill to Account fields and their attributes in Siebel Account ASI.

Name	XML Tag	Data Type	Length	Req.	Notes
Bill To Account	BillToAccount	DTYPE_TEXT	100	No	None
CSN	CSN	DTYPE_TEXT	30	No	None
Id	Id	DTYPE_TEXT	30	No	None
Integration Id	IntegrationId	DTYPE_TEXT	30	No	None
IsPrimaryMVG	IsPrimaryMVG	DTYPE_TEXT	1	No	None
Location	Location	DTYPE_TEXT	50	No	None

Related Payer Account Fields in Siebel Account ASI

The following table lists the Related Payer Account fields and their attributes in Siebel Account ASI.

Name	XML Tag	Data Type	Length	Req.	Notes
CSN	CSN	DTYPE_TEXT	30	No	None
Id	Id	DTYPE_TEXT	30	No	None
Integration Id	IntegrationId	DTYPE_TEXT	30	No	None
IsPrimaryMVG	IsPrimaryMVG	DTYPE_TEXT	1	No	None
Location	Location	DTYPE_TEXT	50	No	None
Payer Account	PayerAccount	DTYPE_TEXT	100	No	None

Related Ship to Account Fields in Siebel Account ASI

The following table lists the Related Ship to Account fields and their attributes in Siebel Account ASI.

Name	XML Tag	Data Type	Length	Req.	Notes
CSN	CSN	DTYPE_TEXT	30	No	None
Id	Id	DTYPE_TEXT	30	No	None
Integration Id	IntegrationId	DTYPE_TEXT	30	No	None
IsPrimaryMVG	IsPrimaryMVG	DTYPE_TEXT	1	No	None
Location	Location	DTYPE_TEXT	50	No	None
Ship To Account	ShipToAccount	DTYPE_TEXT	100	No	None

Related Sold to Account Fields in Siebel Account ASI

The following table lists the Related Sold to Account fields and their attributes in Siebel Account ASI.

Name	XML Tag	Data Type	Length	Req.	Notes
CSN	CSN	DTYPE_TEXT	30	No	None
Id	Id	DTYPE_TEXT	30	No	None
Integration Id	IntegrationId	DTYPE_TEXT	30	No	None
IsPrimaryMVG	IsPrimaryMVG	DTYPE_TEXT	1	No	None
Location	Location	DTYPE_TEXT	50	No	None
Sold To Account	SoldToAccount	DTYPE_TEXT	100	No	None

Related Credit Profile Fields in Siebel Account ASI

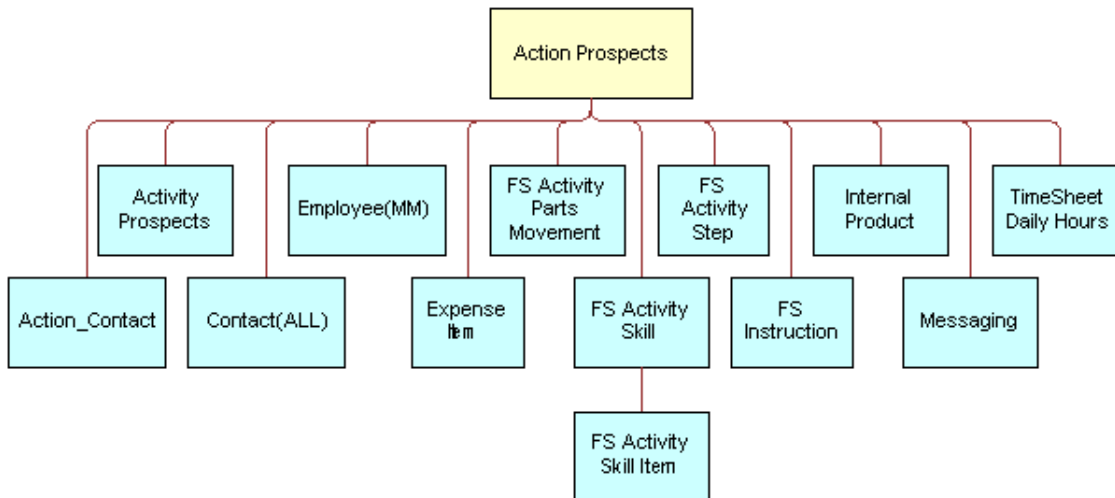
The following table lists the Related Credit Profile fields and their attributes in Siebel Account ASI.

Name	XML Tag	Data Type	Length	Req.	Notes
Block Credit Flag	BlockCreditFlag	DTYPE_TEXT	NA	No	None
Credit Control Area Code	CreditControlAreaCode	DTYPE_TEXT	30	No	None

Siebel Action

The Siebel Action ASI is based on the Siebel Action Business Component. It is an ASI for business processes related to Activity management (for example, a Calendar event such as an appointment). This ASI facilitates inbound and outbound activity data synchronization between Siebel 6.3 applications and Siebel 7.5 applications.

The following image shows the Siebel Action ASI structure. Action (prospects) has the following components: Action_Contact, Activity Prospects, Contact (ALL), Employee(MM), Expense, FS Activity Parts Movement, FS Activity Skill (FS Activity Skill Item), FS Activity Step, FS Instruction, Internal Product, Messaging, TimeSheet Daily Hours.



The following table lists the integration components and user keys of the Siebel Action ASI.

Integration Component	XML Tag	User Keys
Action	Action	<ol style="list-style-type: none"> 1. Id 2. Activity UID
Action_Contact	Action_Contact	<ul style="list-style-type: none"> • Contact Id
Activity Prospects	ActivityProspects	<ul style="list-style-type: none"> • Prospective Contact UID
Contact(All)	ContactAll	<ul style="list-style-type: none"> • Party UId
Employee (MM)	EmployeeMm	<ul style="list-style-type: none"> • Party UId
Expense Item	Expenseltem	<ul style="list-style-type: none"> • Expense Item Number, Owner Id
FS Activity Parts Movement	FsactivityPartsMovement	<ul style="list-style-type: none"> • PartMvtNum
FS Activity Skill	FsActivitySkill	<ol style="list-style-type: none"> 1. Name 2. Item Type Name
FS Activity Skill Item	FsActivitySkillItem	<ol style="list-style-type: none"> 1. Expertise Code, Low Char 1 2. Low Char 2, Low Number 1
FS Activity Step	FsActivityStep	<ul style="list-style-type: none"> • SeqNum, Step Type Id
FS Instruction	FsInstruction	<ul style="list-style-type: none"> • Instruction, Instruction Type
Internal Product	InternalProduct	<ul style="list-style-type: none"> • Id
Messaging	Messaging	<ul style="list-style-type: none"> • Message Number

Integration Component	XML Tag	User Keys
Time Sheet Daily Hours	TimeSheetDailyHours	<ol style="list-style-type: none"> 1. Id 2. Item Date, Owner Id, Time Sheet Item Num

Action Fields in Siebel Action ASI

The following table lists the Action fields and their attributes in Siebel Action ASI. Fields without a length specified do not have a maximum length associated with them.

Name	XML Tag	Data Type	Length	Req.
Account Id	AccountId	DTYPE_ID	N/A	No
Activity SR Id	ActivitySRId	DTYPE_ID	N/A	No
Activity UID	ActivityUID	DTYPE_TEXT	30	No
Alarm	Alarm	DTYPE_TEXT	N/A	No
Appt Alarm Time Min	ApptAlarmTimeMin	DTYPE_NUMBER	N/A	No
Asset Id	AssetId	DTYPE_ID	N/A	No
Assignment Excluded	AssignmentExcluded	DTYPE_TEXT	N/A	No
Associated Cost	AssociatedCost	DTYPE_TEXT	N/A	No
Audience	Audience	DTYPE_TEXT	30	No
Billable Flag	BillableFlag	DTYPE_TEXT	N/A	No
Call Id	CallId	DTYPE_TEXT	30	No
Class	Class	DTYPE_TEXT	30	No
Comment	Comment	DTYPE_TEXT	1,500	No
Currency Code	CurrencyCode	DTYPE_TEXT	N/A	No
Description	Description	DTYPE_TEXT	100	No
Display	Display	DTYPE_TEXT	30	No

Name	XML Tag	Data Type	Length	Req.
Done	Done	DTYPE_DATETIME	N/A	No
Due	Due	DTYPE_TEXT	N/A	No
Est Work Time Remaining	EstWorkTimeRemaining	DTYPE_NUMBER	N/A	No
Exchange Date	ExchangeDate	DTYPE_DATETIME	N/A	No
Id	Id	DTYPE_ID	30	No
Meeting Location	MeetingLocation	DTYPE_TEXT	100	No
No Sooner Than Date	NoSoonerThanDate	DTYPE_DATETIME	N/A	No
Opportunity Id	OpportunityId	DTYPE_ID	N/A	No
Percent Complete	PercentComplete	DTYPE_NUMBER	N/A	No
Planned	Planned	DTYPE_DATETIME	N/A	No
Planned Completion	PlannedCompletion	DTYPE_DATETIME	N/A	No
Previous Activity Id	PreviousActivityId	DTYPE_ID	N/A	No
Price List Id	PriceListId	DTYPE_ID	N/A	No
Primary Owner Id	PrimaryOwnerId	DTYPE_ID	N/A	No
Priority	Priority	DTYPE_TEXT	30	No
Private	Private	DTYPE_TEXT	N/A	No
Rate List Id	RateListId	DTYPE_ID	N/A	No
Repeating Expires	RepeatingExpires	DTYPE_DATETIME	N/A	No
Repeating Type	RepeatingType	DTYPE_TEXT	30	No
Resolution Code	ResolutionCode	DTYPE_TEXT	30	No
Started	Started	DTYPE_DATETIME	N/A	No

Name	XML Tag	Data Type	Length	Req.
Status	Status	DTYPE_TEXT	30	No
Status Report Flag	StatusReportFlag	DTYPE_TEXT	N/A	No
Type	Type	DTYPE_TEXT	30	No
operation	operation	DTYPE_TEXT	30	No
searchspec	searchspec	DTYPE_TEXT	250	No

Action_Contact Fields in Siebel Action ASI

The following table lists the Action_Contact fields and their attributes in Siebel Action ASI. Fields without a length specified do not have a maximum length associated with them.

Name	XML Tag	Data Type	Length	Req.
Contact Id	Contact Id	DTYPE_ID	30	No
IsPrimaryMVG	IsPrimaryMVG	DTYPE_TEXT	1	No

Activity_Prospect Fields in Siebel Action ASI

The following table lists the Activity_Prospect field and attributes in Siebel Action ASI. Fields without a length specified do not have a maximum length associated with them.

Name	XML Tag	Data Type	Length	Req.
Prospective Contact UID	ProspectiveContactUID	DTYPE_TEXT	100	No

Contact (All) Fields in Siebel Action ASI

The following table lists the Contact field and attributes in Siebel Action ASI. Fields without a length specified do not have a maximum length associated with them.

Name	XML Tag	Data Type	Length	Req.
Party UId	PartyUId	DTYPE_TEXT	30	No

Employee (MM) Fields in Siebel Action ASI

The following table lists the Employee (MM) field and attributes in Siebel Action ASI. Fields without a length specified do not have a maximum length associated with them.

Name	XML Tag	Data Type	Length	Req.
Party Uld	PartyUld	DTYPE_TEXT	30	No

Expense Item Fields in Siebel Action ASI

The following table lists the Expense Item fields and their attributes in Siebel Action ASI. Fields without a length specified do not have a maximum length associated with them.

Name	XML Tag	Data Type	Length	Req.
Account Id	AccountId	DTYPE_ID	N/A	No
Amount	Amount	DTYPE_TEXT	N/A	No
Billable Flag	BillableFlag	DTYPE_TEXT	N/A	No
Comments	Comments	DTYPE_TEXT	250	No
Currency Code	CurrencyCode	DTYPE_TEXT	20	No
Description	Desc	DTYPE_TEXT	250	No
End Date	EndDate	DTYPE_DATETIME	N/A	No
Establishment	Establishment	DTYPE_TEXT	50	No
Exchange Date	ExchangeDate	DTYPE_DATETIME	N/A	No
Exchange Rate	ExchangeRate	DTYPE_NUMBER	N/A	No
Expense Item Number	ExpenseItemNumber	DTYPE_ID	N/A	No
Expense Item Type	ExpenseItemTypeName	DTYPE_TEXT	50	No
Internal Comments	InternalComments	DTYPE_TEXT	250	No
Item Room Amount	ItemRoomAmount	DTYPE_TEXT	N/A	No

Name	XML Tag	Data Type	Length	Req.
Item Room Other Tax Amount	ItemRoomOtherTaxAmount	DTYPE_TEXT	N/A	No
Item Room Tax Amount	ItemRoomTaxAmount	DTYPE_TEXT	N/A	No
Mileage Distance	MileageDistance	DTYPE_NUMBER	N/A	No
Mileage Rate	MileageRate	DTYPE_TEXT	N/A	No
Mileage Route	MileageRoute	DTYPE_TEXT	100	No
Opty Id	OptyId	DTYPE_ID	N/A	No
Owner Id	OwnerId	DTYPE_ID	N/A	No
Payment Type	PaymentType	DTYPE_TEXT	30	No
Project Billing Class	ProjectBillingClass	DTYPE_TEXT	30	No
Reimbursable Flag	ReimbursablFlag	DTYPE_TEXT	N/A	No
Start Date	StartDate	DTYPE_DATETIME	N/A	No

FS Activity Parts Movement Fields in Siebel Action ASI

The following table lists the FS Activity Parts Movement fields and their attributes in Siebel Action ASI. Fields without a length specified do not have a maximum length associated with them.

Name	XML Tag	Data Type	Length	Req.
Asset Id	AssetId	DTYPE_ID	N/A	No
Billable Flag	BillableFlag	DTYPE_TEXT	N/A	No
Commit Txn Flag	CommitTxnFlag	DTYPE_TEXT	N/A	No
Destination	Destination	DTYPE_TEXT	30	No
Movement Date	MovementDate	DTYPE_DATETIME	N/A	No
Order Id	OrderId	DTYPE_ID	N/A	No

Name	XML Tag	Data Type	Length	Req.
Order Item Id	OrderItemId	DTYPE_ID	N/A	No
PartMvtNum	PartMvtNum	DTYPE_ID	N/A	No
Product Id	ProductId	DTYPE_ID	N/A	No
Product Name	ProductName	DTYPE_TEXT	100	No
Source	Source	DTYPE_TEXT	30	No
Status	Status	DTYPE_TEXT	30	No
Trunk Invloc Id	TrunkInvlocId	DTYPE_ID	N/A	No
Used Quantity	UsedQuantity	DTYPE_NUMBER	N/A	No

FS Activity Skill Fields in Siebel Action ASI

The following table lists the FS Activity Skill fields and their attributes in Siebel Action ASI. Fields without a length specified do not have a maximum length associated with them.

Name	XML Tag	Data Type	Length	Req.
Comments	Comments	DTYPE_TEXT	250	No
Item Type Name	ItemTypeNames	DTYPE_TEXT	75	No
Name	Name	DTYPE_TEXT	50	No

FS Activity Skill Item Fields in Siebel Action ASI

The following table lists the FS Activity Skill Item fields and their attributes in Siebel Action ASI. Fields without a length specified do not have a maximum length associated with them.

Name	XML Tag	Data Type	Length	Req.
Expertise Code	ExpertiseCode	DTYPE_TEXT	30	No
Low Char 1	LowChar1	DTYPE_TEXT	50	No
Low Char 2	LowChar2	DTYPE_TEXT	50	No

Name	XML Tag	Data Type	Length	Req.
Low Number 1	LowNumber1	DTYPE_NUMBER	N/A	No
Product Id	ProdId	DTYPE_TEXT	N/A	No

FS Activity Step Fields in Siebel Action ASI

The following table lists the FS Activity Step fields and their attributes in Siebel Action ASI. Fields without a length specified do not have a maximum length associated with them.

Name	XML Tag	Data Type	Length	Req.
Comments	Comments	DTYPE_TEXT	250	No
End Date	EndDate	DTYPE_DATETIME	N/A	No
Performed	Performed	DTYPE_TEXT	N/A	No
Performed by	Performedby	DTYPE_ID	N/A	No
SeqNum	SeqNum	DTYPE_NUMBER	N/A	No
Start Date	StartDate	DTYPE_DATETIME	N/A	No
Step Type Id	StepTypeid	DTYPE_ID	N/A	No

FS Instruction Fields in Siebel Action ASI

The following table lists the FS Instruction fields and their attributes in Siebel Action ASI. Fields without a length specified do not have a maximum length associated with them.

Name	XML Tag	Data Type	Length	Req.
Instruction	Instruction	DTYPE_NOTE	N/A	No
Instruction Type	InstructionType	DTYPE_TEXT	30	No

Messaging Fields in Siebel Action ASI

The following table lists the Messaging fields and their attributes in Siebel Action ASI. Fields without a length specified do not have a maximum length associated with them.

Name	XML Tag	Data Type	Length	Req.
Account Id	AccountId	DTYPE_ID	N/A	No
Alert Type CD	AlertTypeCD	DTYPE_TEXT	30	No
Comments	Comments	DTYPE_TEXT	2000	No
Contact Last Name	ContactLastName	DTYPE_TEXT	50	No
Creation Time	CreationTime	DTYPE_TEXT	N/A	No
Message Number	MessageNumber	DTYPE_TEXT	30	No
Message Status CD	MessageStatusCD	DTYPE_TEXT	30	No
Message Text	Message Text	DTYPE_TEXT	2000	No
Opportunity Id	OpportunityId	DTYPE_ID	N/A	No
Priority	Priority	DTYPE_TEXT	30	No
Private Flag	PrivateFlag	DTYPE_TEXT	N/A	No
Recipient Id	Recipient Id	DTYPE_ID	N/A	No
Sender Id	SenderId	DTYPE_ID	N/A	No
Service Request Id	ServiceRequestId	DTYPE_ID	N/A	No

Time Sheet Daily Hours Fields in Siebel Action ASI

The following table lists the Time Sheet Daily Hours fields and their attributes in Siebel Action ASI. Fields without a length specified do not have a maximum length associated with them.

Name	XML Tag	Data Type	Length	Req.
Billable Flag	BillableFlag	DTYPE_TEXT	N/A	No

Name	XML Tag	Data Type	Length	Req.
Billing Class	BillingClass	DTYPE_TEXT	N/A	No
Billing Rate Type	BillingRateType	DTYPE_TEXT	N/A	No
Created	Created	DTYPE_DATETIME	N/A	No
End Time	EndTime	DTYPE_DATETIME	N/A	No
External Comments	ExternalComments	DTYPE_TEXT	N/A	No
Id	Id	DTYPE_ID	N/A	No
Internal Comments	InternalComments	DTYPE_TEXT	N/A	No
Item Date	ItemDate	DTYPE_DATETIME	N/A	No
Oppty Id	OpptyId	DTYPE_ID	N/A	No
Owner Id	OwnerId	DTYPE_ID	N/A	No
Project Id	ProjectId	DTYPE_ID	N/A	No
Service Request Id	ServiceRequestId	DTYPE_ID	N/A	No
Start Time	StartTime	DTYPE_DATETIME	N/A	No
Time Sheet Item Num	TimeSheetItemNum	DTYPE_TEXT	N/A	No

Siebel Business Address

Siebel Business Address is part of the Customer Order Lifecycle business process. The Customer Address is a business address associated with a specific customer. This ASI facilitates inbound and outbound address data synchronization between Siebel applications and external systems.

The following image shows the Siebel Business Address ASI structure, which contains the following components: Address and Address Information.



The following table lists the integration components and user keys of this ASI.

Integration Component	XML Tag	User Keys
Address	Address	<ol style="list-style-type: none"> 1. Id 2. Integration Id

Address Fields in Siebel Business Address ASI

The following table lists the Address fields and their attributes in Siebel Business Address ASI.

Name	XML Tag	Data Type	Length	Required
Address Line 1	AddressLine1	DTYPE_TEXT	200	No
Address Line 2	AddressLine2	DTYPE_TEXT	200	No
City	City	DTYPE_TEXT	50	No
Country	Country	DTYPE_TEXT	50	No
Id	Id	DTYPE_TEXT	30	No
Integration Id	IntegrationId	DTYPE_TEXT	30	No
operation	operation	DTYPE_TEXT	30	No
Postal Code	PostalCode	DTYPE_TEXT	50	No
State	State	DTYPE_TEXT	10	No

Siebel Personal Address

Siebel Personal Address is part of the Customer Order Lifecycle business process. The Customer Address is a personal address associated with a specific customer. This ASI facilitates inbound and outbound address data synchronization between Siebel applications and external systems.

The following image shows the Siebel Personal Address ASI structure, which contains the following components: Address and Address Information.



The following table lists the integration components and user keys of the Siebel Personal Address ASI.

Integration Component	XML Tag	User Keys
Address	Address	<ol style="list-style-type: none"> 1. Id 2. Integration Id

Address Fields in Siebel Personal Address ASI

The following table lists the Address fields and their attributes in Siebel Personal Address ASI.

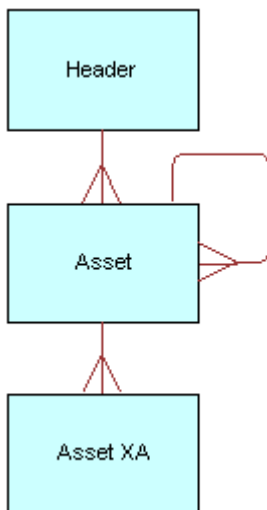
Name	XML Tag	Data Type	Length	Required
Address Line 1	AddressLine1	DTYPE_TEXT	200	No
Address Line 2	AddressLine2	DTYPE_TEXT	200	No
City	City	DTYPE_TEXT	50	No
Country	Country	DTYPE_TEXT	50	No
Id	Id	DTYPE_TEXT	30	No
Integration Id	IntegrationId	DTYPE_TEXT	30	No
operation	operation	DTYPE_TEXT	30	No

Name	XML Tag	Data Type	Length	Required
Postal Code	PostalCode	DTYPE_TEXT	50	No
State	State	DTYPE_TEXT	10	No

Siebel Assets

Siebel Asset is part of the Customer Order Lifecycle business process. The Customer Asset is a serialized product or service that a customer has purchased from a company. When a customer creates an order, the seller removes the product from the finished goods inventory, and upon shipment, the item becomes a customer asset with a unique serial number. The asset is only associated with that specific customer.

The following image shows the Siebel Asset ASI structure, which contains the following components: Header, Asset, and Asset XA. Header has a one-to-many relationship with Asset and Asset has a one-to-many relationship with itself and with Asset XA.



The following table lists the integration components and user keys of this ASI.

Integration Component	XML Tag	User Keys
Asset Mgmt - Asset	Asset	<ol style="list-style-type: none"> 1. Id 2. Integration Id 3. Asset Number, Product Id
Asset Mgmt - Asset - Header	AssetHeader	<ol style="list-style-type: none"> 1. Id 2. Integration Id 3. Asset Number, Product Id
Asset Mgmt - Asset XA	AssetXA	<ol style="list-style-type: none"> 1. Integration Id 2. Name

Asset Mgmt - Asset Fields in Siebel Asset ASI

The following table lists the Asset Mgmt - Asset fields and their attributes in Siebel Asset ASI. Fields without a length specified do not have a maximum length associated with them.

Name	XML Tag	Data Type	Length	Req.
Asset Currency Code	AssetCurrencyCode	DTYPE_TEXT	20	No
Asset Description	AssetDescription	DTYPE_TEXT	250	No
Asset Number	AssetNumber	DTYPE_TEXT	100	No
Comments	Comments	DTYPE_TEXT	255	No
Customizable Flag	CustomizableFlag	DTYPE_TEXT	1	No
Extended Quantity	ExtendedQuantity	DTYPE_NUMBER	N/A	No
Id	Id	DTYPE_ID	15	No
Install Date	InstallDate	DTYPE_DATETIME	N/A	No
Integration Id	IntegrationId	DTYPE_TEXT	30	No
Inventory Location Id	InventoryLocationId	DTYPE_ID	15	No
Name	Name	DTYPE_TEXT	100	No
operation	operation	DTYPE_TEXT	30	No
Operating Status	OperatingStatus	DTYPE_TEXT	30	No
Order Integration Id	OrderIntegrationId	DTYPE_TEXT	30	No
Organization Id	OrganizationId	DTYPE_ID	15	No
Original Cost	OriginalCost	DTYPE_NUMBER	N/A	No
Original Order Id	OriginalOrderId	DTYPE_ID	15	No
Owner	Owner	DTYPE_ID	15	No
Owner Account Id	OwnerAccountId	DTYPE_ID	15	No

Name	XML Tag	Data Type	Length	Req.
Parent Asset Id	ParentAssetId	DTYPE_ID	15	No
Price List Id	PriceListId	DTYPE_ID	15	No
Primary Contact Id	PrimaryContactId	DTYPE_ID	15	No
Prod Item Id	ProdItemId	DTYPE_ID	15	No
Product Description	ProductDescription	DTYPE_TEXT	255	No
Product Id	ProductId	DTYPE_ID	15	No
Product Name	ProductName	DTYPE_TEXT	100	No
Product Serialized Flag	ProductSerializedFlag	DTYPE_TEXT	1	No
Purchase Date	PurchaseDate	DTYPE_DATETIME	N/A	No
Quantity	Quantity	DTYPE_NUMBER	N/A	No
Root Asset Id	RootAssetId	DTYPE_ID	15	No
Root Product Id	RootProductId	DTYPE_ID	15	No
Serial Number	SerialNumber	DTYPE_TEXT	100	No
Status	Status	DTYPE_TEXT	30	No
Version	Version	DTYPE_TEXT	30	No

Asset Mgmt - Asset - Header Fields in Siebel Asset ASI

The following table lists the Asset Mgmt - Asset - Header fields and their attributes in Siebel Asset ASI. Fields without a length specified do not have a maximum length associated with them.

Name	XML Tag	Data Type	Length	Req.
Asset Currency Code	AssetCurrencyCode	DTYPE_TEXT	20	No
Asset Description	AssetDescription	DTYPE_TEXT	250	No

Name	XML Tag	Data Type	Length	Req.
Asset Number	AssetNumber	DTYPE_TEXT	100	No
Comments	Comments	DTYPE_TEXT	255	No
Id	Id	DTYPE_ID	15	No
Install Date	InstallDate	DTYPE_DATETIME	N/A	No
Integration Id	IntegrationId	DTYPE_TEXT	30	No
Inventory Location Id	InventoryLocationId	DTYPE_ID	15	No
Name	ProductName	DTYPE_TEXT	100	No
Organization Id	OrganizationId	DTYPE_ID	15	No
Original Cost	OriginalCost	DTYPE_NUMBER	NA	No
Original Order Id	OriginalOrderId	DTYPE_ID	15	No
Owner Account Id	OwnerAccountId	DTYPE_ID	15	No
Parent Asset Id	ParentAssetId	DTYPE_ID	15	No
Primary Contact Id	PrimaryContactId	DTYPE_ID	15	No
Product Id	ProductId	DTYPE_ID	15	No
Purchase Date	PurchaseDate	DTYPE_DATETIME	N/A	No
Quantity	Quantity	DTYPE_NUMBER	N/A	No
Root Asset Id	RootAssetId	DTYPE_ID	15	No
Serial Number	SerialNumber	DTYPE_TEXT	100	No
Serialized Flag	ProductSerializedFlag	DTYPE_TEXT	1	No
Status	Status	DTYPE_TEXT	30	No
Version	Version	DTYPE_TEXT	30	No

Name	XML Tag	Data Type	Length	Req.
operation	operation	DTYPE_TEXT	30	No

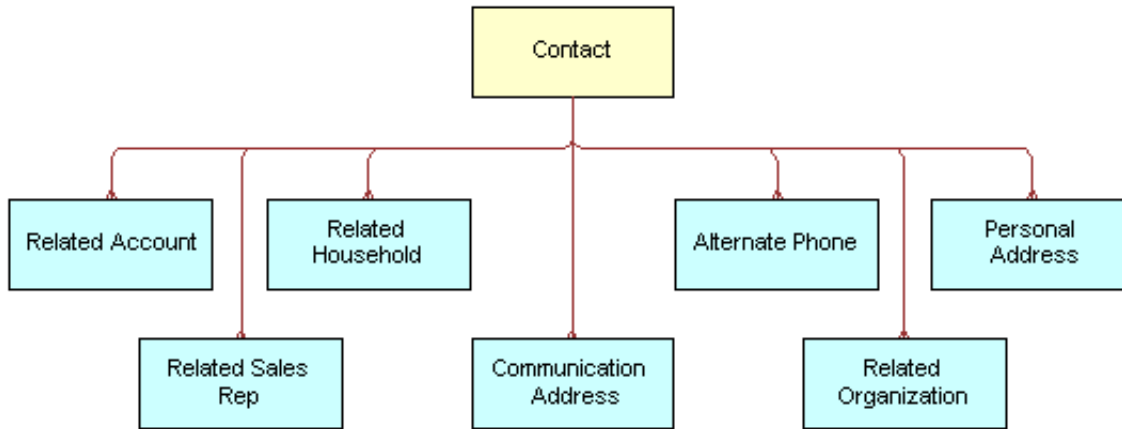
Asset Mgmt - Asset XA Fields in Siebel Asset ASI

The following table lists the Asset Mgmt - Asset XA fields and their attributes in Siebel Asset ASI. Fields without a length specified do not have a maximum length associated with them.

Name	XML Tag	Data Type	Length	Req.
Data Type	DataType	DTYPE_TEXT	30	No
Description	AttributeDescription	DTYPE_TEXT	250	No
Display Name	DisplayName	DTYPE_TEXT	100	No
Id	Id	DTYPE_ID	15	No
Integration Id	IntegrationId	DTYPE_TEXT	30	No
Name	AttributeName	DTYPE_TEXT	75	No
Required	Required	DTYPE_TEXT	1	No
Unit of Measure	UnitofMeasure	DTYPE_TEXT	30	No
Value	AttributeValue	DTYPE_TEXT	100	No
operation	operation	DTYPE_TEXT	30	No

Siebel Contact

The Siebel Contact ASI is an ASI for customer information management-related business processes. This ASI facilitates inbound and outbound contact data synchronization between a Siebel application and any external system. The following image shows the Siebel Contact ASI structure, which contains the following components: Related Account, Related Sales Rep, Related Household, Communication Address, Alternate Phone, Related Organization, Personal Address.



The following table lists the integration component and user keys of this ASI.

Integration Component	XML Tag	User Keys
Contact	Contact	<ol style="list-style-type: none"> 1. Contact ID 2. Integration ID 3. Person UId
Related Account	RelatedAccount	<ol style="list-style-type: none"> 1. Id 2. Integration Id
Personal Address	PersonalAddress	<ol style="list-style-type: none"> 1. Id 2. Integration Id
Communication Address	CommunicationAddress	<ol style="list-style-type: none"> 1. Id 2. Integration Id 3. Alternate Email Address, Communication Address Medium Type, Communication Address Name
Alternate Phone	AlternatePhone	<ol style="list-style-type: none"> 1. Id 2. Integration Id 3. Alternate Phone #, Alternate Phone Medium Type, Alternate Phone Name
Related Households	RelatedHouseholds	<ol style="list-style-type: none"> 1. Id 2. Integration Id
Related Organization	RelatedOrganization	<ol style="list-style-type: none"> 1. Id 2. Integration Id 3. Organization
Related Sales Rep	RelatedSalesRep	<ol style="list-style-type: none"> 1. Id 2. Integration Id 3. Division, Position 4. Login

Contact Fields in Siebel Contact ASI

The following table lists the Contact fields and their attributes in Siebel Contact ASI.

Name	XML Tag	Data Type	Length	Req.	Note
Alias	Alias	DTYPE_TEXT	50	No	None
Assistant	Assistant	DTYPE_TEXT	50	No	None
Birth Date	BirthDate	DTYPE_DATETIME	7	No	None
Cellular Phone #	CellularPhone	DTYPE_TEXT	NA	No	None
Comment	Comment	DTYPE_TEXT	255	No	None
Disable Data Cleansing	DisableDataCleansing	DTYPE_TEXT	NA	No	None
Email Address	EmailAddress	DTYPE_TEXT	50	No	None
Fax Phone #	FaxPhone	DTYPE_TEXT	NA	No	None
First Name	FirstName	DTYPE_TEXT	50	No	None
Gender	Gender	DTYPE_TEXT	255	No	None
Home Phone #	HomePhone	DTYPE_TEXT	NA	No	None
Id	Id	DTYPE_ID	30	No	None
Income	Income	DTYPE_TEXT	NA	No	None
Income Currency Code	IncomeCurrencyCode	DTYPE_TEXT	20	No	None
Income Exchange Date	IncomeExchangeDate	DTYPE_DATETIME	NA	No	None
Integration Id	IntegrationId	DTYPE_TEXT	30	No	User key field
Job Title	JobTitle	DTYPE_TEXT	75	No	None
Last Name	LastName	DTYPE_TEXT	50	No	None
Manager First Name	ManagerFirstName	DTYPE_TEXT	50	No	None
Manager Id	ManagerId	DTYPE_ID	15	No	None
Manager Integration Id	ManagerIntegrationId	DTYPE_TEXT	30	No	None

Name	XML Tag	Data Type	Length	Req.	Note
Manager Last Name	ManagerLastName	DTYPE_TEXT	50	No	None
Manager Middle Name	ManagerMiddleName	DTYPE_TEXT	50	No	None
Manager Primary Organization	ManagerPrimaryOrganization	DTYPE_TEXT	100	No	None
Manager Uld	ManagerUld	DTYPE_TEXT	100	No	None
Middle Name	MiddleName	DTYPE_TEXT	50	No	None
operation	operation	DTYPE_TEXT	30	No	None
Person Uld	PersonUld	DTYPE_TEXT	100	No	None
Personal Title	PersonalTitle	DTYPE_TEXT	15	No	None
Preferred Communications	PreferredCommunications	DTYPE_TEXT	30	No	None
Preferred Language Code	PreferredLanguageCode	DTYPE_TEXT	3	No	None
Primary Address Id	PrimaryAddressId	DTYPE_ID	N/A	No	None
Social Security Number	SocialSecurityNumber	DTYPE_TEXT	N/A	No	None
Status	Status	DTYPE_TEXT	30	No	Bound by CONTACT_ STATUS LOV
Suppress All Calls	SuppressAllCalls	DTYPE_TEXT	1	No	None
Suppress All Emails	SuppressAllEmails	DTYPE_TEXT	1	No	None
Suppress All Faxes	SuppressAllFaxes	DTYPE_TEXT	N/A	No	None
Suppress All Mailings	SuppressAllMailings	DTYPE_TEXT	1	No	None
Time Zone Id	TimeZoneId	DTYPE_ID	N/A	No	None
Time Zone Name	TimeZoneName	DTYPE_TEXT	100	No	None
Work Phone #	WorkPhone	DTYPE_TEXT	N/A	No	None

Name	XML Tag	Data Type	Length	Req.	Note
Work Phone Extension	WorkPhoneExtension	DTYPE_TEXT	10	No	None

Personal Address Fields in Siebel Contact ASI

The following table lists the Personal Address fields and their attributes in Siebel Contact ASI.

Name	XML Tag	Data Type	Length	Req.	Note
Id	Id	DTYPE_ID	30	No	None
Integration Id	IntegrationId	DTYPE_TEXT	30	No	None
IsPrimaryMVG	IsPrimaryMVG	DTYPE_TEXT	1	No	None
operation	operation	DTYPE_TEXT	30	No	None
Personal City	PersonalCity	DTYPE_TEXT	50	No	None
Personal Country	PersonalCountry	DTYPE_TEXT	50	No	None
Personal Postal Code	PersonalPostalCode	DTYPE_TEXT	30	No	None
Personal State	PersonalState	DTYPE_TEXT	10	No	None
Personal Street Address	PersonalStreetAddress	DTYPE_TEXT	200	No	None
Personal Street Address 2	PersonalStreetAddress2	DTYPE_TEXT	100	No	None
searchspec	searchspec	DTYPE_TEXT	250	No	None

Communication Address Fields in Siebel Contact ASI

The following table lists the Communication Address fields and their attributes in Siebel Contact ASI.

Name	XML Tag	Data Type	Length	Req.	Note
Alternate Email Address	AlternateEmailAddress	DTYPE_TEXT	100	No	None
Communication Address Medium Type	CommunicationAddressMediumType	DTYPE_TEXT	30	No	None

Name	XML Tag	Data Type	Length	Req.	Note
Communication Address Name	CommunicationAddressName	DTYPE_TEXT	50	No	None
Id	Id	DTYPE_ID	30	No	None
Integration Id	IntegrationId	DTYPE_TEXT	30	No	None
IsPrimaryMVG	IsPrimaryMVG	DTYPE_TEXT	1	No	None
operation	operation	DTYPE_TEXT	30	No	None
searchspec	searchspec	DTYPE_TEXT	250	No	None

Alternate Phone Fields in Siebel Contact ASI

The following table lists the Alternate Phone fields and their attributes in Siebel Contact ASI.

Name	XML Tag	Data Type	Length	Req.	Note
Alternate Phone #	AlternatePhone	DTYPE_TEXT	100	No	None
Alternate Phone Medium Type	AlternatePhoneMediumType	DTYPE_TEXT	30	No	None
Alternate Phone Name	AlternatePhoneName	DTYPE_TEXT	50	No	None
Id	Id	DTYPE_ID	30	No	None
Integration Id	IntegrationId	DTYPE_TEXT	30	No	None
IsPrimaryMVG	IsPrimaryMVG	DTYPE_TEXT	1	No	None
operation	operation	DTYPE_TEXT	30	No	None
searchspec	searchspec	DTYPE_TEXT	250	No	None

Related Account Fields in Siebel Contact ASI

The following table lists the Related Account fields and their attributes in Siebel Contact ASI.

Name	XML Tag	Data Type	Length	Req.	Note
Account	Account	DTYPE_TEXT	100	No	None
Account Location	AccountLocation	DTYPE_TEXT	50	No	None
Account Organization	AccountOrganization	DTYPE_TEXT	100	No	None
Id	Id	DTYPE_ID	30	No	None
Integration Id	IntegrationId	DTYPE_TEXT	30	No	None
IsPrimaryMVG	IsPrimaryMVG	DTYPE_TEXT	1	No	None
operation	operation	DTYPE_TEXT	30	No	None
searchspec	searchspec	DTYPE_TEXT	250	No	None

Related Households Fields in Siebel Contact ASI

The following table lists the Related Households fields and their attributes in Siebel Contact ASI.

Name	XML Tag	Data Type	Length	Req.	Note
HouseHold Name	HouseHoldName	DTYPE_TEXT	50	No	None
Household Number	HouseholdNumber	DTYPE_TEXT	100	No	None
Id	Id	DTYPE_ID	30	No	None
Integration Id	IntegrationId	DTYPE_TEXT	30	No	None
IsPrimaryMVG	IsPrimaryMVG	DTYPE_TEXT	1	No	None
operation	operation	DTYPE_TEXT	30	No	None
searchspec	searchspec	DTYPE_TEXT	250	No	None

Related Organization Fields in Siebel Contact ASI

The following table lists the Related Organization fields and their attributes in Siebel Contact ASI.

Name	XML Tag	Data Type	Length	Req.	Note
Id	Id	DTYPE_ID	30	No	None
Integration Id	IntegrationId	DTYPE_TEXT	30	No	None
Organization	Organization	DTYPE_TEXT	50	No	None
IsPrimaryMVG	IsPrimaryMVG	DTYPE_TEXT	1	No	None
operation	operation	DTYPE_TEXT	30	No	None
searchspec	searchspec	DTYPE_TEXT	250	No	None

Related Sales Rep Fields in Siebel Contact ASI

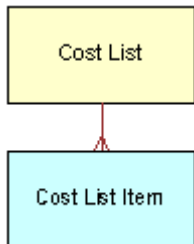
The following table lists the Related Sales Rep fields and their attributes in Siebel Contact ASI.

Name	XML Tag	Data Type	Length	Req.	Note
Division	Division	DTYPE_TEXT	255	No	None
Id	Id	DTYPE_ID	30	No	None
Integration Id	IntegrationId	DTYPE_TEXT	30	No	None
IsPrimaryMVG	IsPrimaryMVG	DTYPE_TEXT	1	No	None
Login	Login	DTYPE_TEXT	50	No	None
operation	operation	DTYPE_TEXT	30	No	None
Position	Position	DTYPE_TEXT	50	No	None
searchspec	searchspec	DTYPE_TEXT	250	No	None

Siebel Cost List

Standard product costs that exist in external systems are created in the Siebel application based on the costs existing in the external manufacturing and accounting systems. The initial cost types include standard costs, base costs, and the variable costs for a given product.

This inbound ASI enables the synchronization and update of a cost list and the cost list items. The following image shows the Siebel Cost List ASI structure, which contains the following components: Cost List and Cost List Item.



The following table lists the integration components and user keys of this ASI.

Integration Component	XML Tag	User Keys
Cost List	CostList	<ol style="list-style-type: none"> 1. Name, Type 2. Id 3. Integration Id
Cost List Item	CostListItem	<ol style="list-style-type: none"> 1. Product Id 2. Id 3. Integration Id

Cost List Fields in Siebel Cost List ASI

The following table lists the Cost List fields and their attributes in Siebel Cost List ASI. Fields without a length specified do not have a maximum length associated with them.

Name	XML Tag	Data Type	Length	Req.	Note
Cost Method	CostMethod	DTYPE_TEXT	30	No	None
Currency Code	CurrencyCode	DTYPE_TEXT	20	No	None
Description	Description	DTYPE_TEXT	255	No	None
End Date	EndDate	DTYPE_TEXT	NA	No	None
Id	Id	DTYPE_ID	30	No	Used to pick a related entity. This read-only field is automatically populated

Name	XML Tag	Data Type	Length	Req.	Note
					by the Siebel application on insertion and cannot be updated.
Integration Id	IntegrationId	DTYPE_TEXT	30	No	None
Name	Name	DTYPE_TEXT	50	No	User key field.
Start Date	StartDate	DTYPE_TEXT	NA	No	None
Type	Type	DTYPE_TEXT	30	No	User key field.
operation	operation	DTYPE_TEXT	30	No	None
searchspec	searchspec	DTYPE_TEXT	250	No	None

Cost List Item Fields in Siebel Cost List ASI

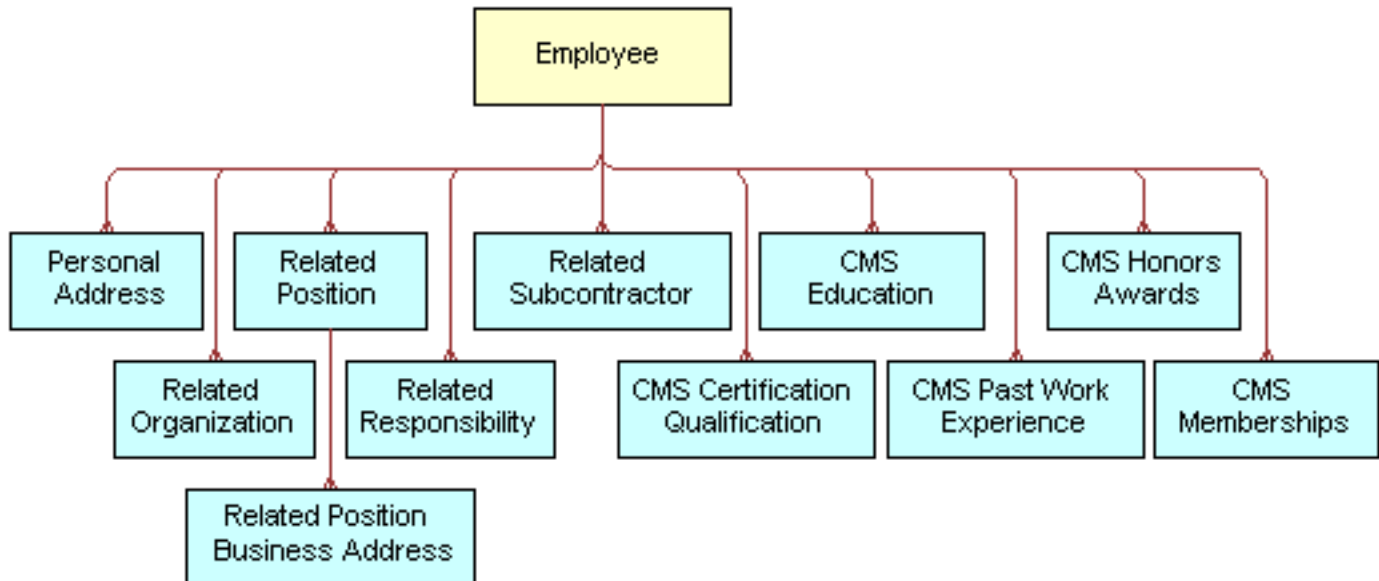
The following table lists the Cost List Item fields and their attributes in Siebel Cost List ASI. Fields without a length specified do not have a maximum length associated with them.

Name	XML Tag	Data Type	Length	Req.	Note
Average Cost	AverageCost	DTYPE_TEXT	NA	No	None
Currency Code	CurrencyCode	DTYPE_TEXT	20	No	None
Description	Description	DTYPE_TEXT	255	No	None
End Date	EndDate	DTYPE_TEXT	NA	No	None
Ext OT Pct Increase	ExtOTPctIncrease	DTYPE_NUMBER	NA	No	None
Id	Id	DTYPE_ID	30	No	User key field. Used to pick a related entity. This read-only field is automatically populated by the Siebel application on insertion and cannot be updated.
Integration Id	IntegrationId	DTYPE_TEXT	30	No	User key field.
Last Cost	LastCost	DTYPE_TEXT	NA	No	None

Name	XML Tag	Data Type	Length	Req.	Note
Next Cost	NextCost	DTYPE_TEXT	NA	No	None
Product Id	ProductId	DTYPE_ID	NA	No	User key field. Used to pick a related entity. This read-only field is automatically populated by the Siebel application on insertion and cannot be updated.
Standard Cost	StandardCost	DTYPE_TEXT	NA	No	None
Start Date	StartDate	DTYPE_TEXT	NA	No	None
Std OT Pct Increase	StdOTPctIncrease	DTYPE_NUMBER	NA	No	None
operation	operation	DTYPE_TEXT	30	No	None
searchspec	searchspec	DTYPE_TEXT	250	No	None

Siebel Employee

The Siebel Employee ASI is an ASI for employee-related business processes. The Employee Integration Object enables inbound and outbound data integration between Siebel applications and third-party applications that process employee data. This can include employee core data, job-related data, responsibilities, position, or resume data. The integration business services are included to perform the basic Create, Update, Delete, and Query functions on Employee objects in the Siebel application. The following image shows the Siebel Employee ASI structure, which contains the following components: . Personal Address, Related Organization, Related Position (Related Position Business Address), Related Subcontractor, CMS Certification Qualification, CMS Education, CMS Past Work Experience, CMS Honors Award, CMS Memberships. There is a one-to-many relationship between Employee and its components.



The following table lists the Siebel Employee integration components.

Integration Component	XML Tag	User Keys
CMS Certifications Qualifications	CmsCertificationsQualifications	<ol style="list-style-type: none">1. Id2. Integration Id3. Certification
CMS Education	CmsEducation	<ol style="list-style-type: none">1. Id2. Integration Id3. Education
CMS Employee Competency Administration	CmsEmployeeCompetencyAdmini	<ol style="list-style-type: none">1. Competency Id2. Employee Id
CMS Honors Awards	CmsHonorsAwards	<ol style="list-style-type: none">1. Id2. Integration Id3. Honor Award
CMS Memberships	CmsMemberships	<ol style="list-style-type: none">1. Id2. Integration Id3. Membership
CMS Past Work Experience	CmsPastWorkExperience	<ol style="list-style-type: none">1. Id2. Integration Id3. Company Name
Employee	Employee	<ol style="list-style-type: none">1. Id2. Integration Id3. Login Domain, Login Name4. Login Name5. First Name, Last Name, Middle Name
Employee_Employee Organization	EmployeeEmployeeOrganization	<ol style="list-style-type: none">1. Employee Organization Id2. Employee Organization Integration Id

Integration Component	XML Tag	User Keys
		3. Employee Organization
Employee_Personal Address	EmployeePersonalAddress	1. Personal Address Id 2. Personal Address Integration Id
Employee_Position	EmployeePosition	1. Position Id 2. Position Integration Id 3. Division, Position
Employee_Subcontractor	EmployeeSubcontractor	1. Subcontractor Account Id 2. Subcontractor Integration Id 3. Subcontractor Name
Employee_Responsibility	EmployeeResponsibility	1. Responsibility Id 2. Responsibility Integration Id 3. Responsibility
Personal Address	PersonalAddress	1. Personal Address Id 2. Personal Address Integration Id
Related Employee Organization	RelatedEmployeeOrganization	1. Employee Organization Id 2. Employee Organization Integration Id 3. Employee Organization
Related Position	RelatedPosition	1. Position Id 2. Position Integration Id 3. Division, Position
Related Position Business Address	RelatedPositionBusinessAddress	• Address Id
Related Responsibility	RelatedResponsibility	1. Responsibility Id 2. Responsibility Integration Id 3. Responsibility
Related Subcontractor	RelatedSubcontractor	1. Subcontractor Account Id 2. Subcontractor Integration Id 3. Subcontractor Name

CMS Certifications Qualifications Fields in Siebel Employee ASI

The following table lists the CMS Certifications Qualifications fields and their attributes in Siebel Employee ASI.

Name	XML Tag	Data Type	Length	Req.
Certification	Certification	DTYPE_TEXT	30	No
Comments	Comments	DTYPE_TEXT	250	No
Date of Certification	DateofCertification	DTYPE_TEXT	N/A	No
Id	Id	DTYPE_ID	30	No

Name	XML Tag	Data Type	Length	Req.
Institution	Institution	DTYPE_TEXT	30	No
Integration Id	IntegrationId	DTYPE_TEXT	30	No
operation	operation	DTYPE_TEXT	30	No

CMS Education Fields in Siebel Employee ASI

The following table lists the CMS Education fields and their attributes in Siebel Employee ASI.

Name	XML Tag	Data Type	Length	Req.
Comments	Comments	DTYPE_TEXT	250	No
Country	Country	DTYPE_TEXT	30	No
Degree	Degree	DTYPE_TEXT	30	No
Education	Education	DTYPE_TEXT	30	No
Grade	Grade	DTYPE_TEXT	30	No
Graduation Date	GraduationDate	DTYPE_TEXT	N/A	No
Id	Id	DTYPE_ID	30	No
Institution	Institution	DTYPE_TEXT	30	No
Integration Id	IntegrationId	DTYPE_TEXT	30	No
Major	Major	DTYPE_TEXT	30	No
Number of Years	NumberofYears	DTYPE_NUMBER	N/A	No
Scale	Scale	DTYPE_TEXT	30	No
Type of Education	TypeofEducation	DTYPE_TEXT	30	No
operation	operation	DTYPE_TEXT	30	No

CMS Employee Competency Administration Fields in Siebel Employee ASI

The following table lists the CMS Employee Competency Administration fields and their attributes in Siebel Employee ASI.

Name	XML Tag	Data Type	Length	Req.
Competency Id	CompetencyId	DTYPE_ID	N/A	No
Skill Name	SkillName	DTYPE_TEXT	50	No
Current Skill Level	CurrentSkillLevel	DTYPE_TEXT	100	No
Current Skill Level Id	CurrentSkillLevelId	DTYPE_ID	N/A	No
Current Skill Level Value	CurrentSkillLevelValue	DTYPE_NUMBER	N/A	No
Date of Accomplishment	DateOfAccomplishment	DTYPE_DATETIME	N/A	No
Employee Id	EmployeeId	DTYPE_ID	N/A	No
Id	Id	DTYPE_ID	30	No
Required Skill Level Value	RequiredSkillLevelValue	DTYPE_NUMBER	N/A	No
Required Skill Level Id	RequiredSkillLevel Id	DTYPE_ID	N/A	No
Parent Skill	ParentSkill	DTYPE_TEXT	50	No
Rating Scale Id	RatingScaleId	DTYPE_ID	N/A	No
Required Skill Level	Required Skill Level	DTYPE_TEXT	100	No
operation	operation	DTYPE_TEXT	30	No
Updated	Updated	DTYPE_DATETIME	30	No
Status	Status	DTYPE_TEXT	30	No
Skill Gap	SkillGap	DTYPE_NUMBER	N/A	No
Skill Description	SkillDescription	DTYPE_TEXT	250	No
Root Category Id	RootCategoryId	DTYPE_ID	N/A	No

Name	XML Tag	Data Type	Length	Req.
Root Category	RootCategory	DTYPE_TEXT	50	No
searchspec	searchspec	DTYPE_TEXT	250	No
Manager Comments	ManagerComments	DTYPE_TEXT	2000	No
Employee Comments	EmployeeComments	DTYPE_TEXT	2000	No
Delete Record Flag	DeleteRecordFlag	DTYPE_TEXT	N/A	No
Criticality	Criticality	DTYPE_TEXT	30	No
Created	Created	DTYPE_DATETIME	30	No
Conflict Id	ConflictId	DTYPE_ID	30	No
Category Id	CategoryId	DTYPE_ID	N/A	No
Assessment Type	AssessmentType	DTYPE_TEXT	30	No
Approved By Id	ApprovedById	DTYPE_ID	N/A	No
Mod Id	ModId	DTYPE_ID	30	No

CMS Honors Awards Fields in Siebel Employee ASI

The following table lists the CMS Honors Awards fields and their attributes in Siebel Employee ASI.

Name	XML Tag	Data Type	Length	Req.
Name	XML Tag	Data Type	Length	Req.
Comments	Comments	DTYPE_TEXT	250	No
Honor Award	HonorAward	DTYPE_TEXT	30	No
Id	Id	DTYPE_ID	30	No
Institution	Institution	DTYPE_TEXT	30	No
Integration Id	IntegrationId	DTYPE_TEXT	30	No

Name	XML Tag	Data Type	Length	Req.
Received Date	ReceivedDate	DTYPE_TEXT	N/A	No
Relevance to Company	RelevancetoCompany	DTYPE_TEXT	30	No
operation	operation	DTYPE_TEXT	30	No

CMS Memberships Fields in Siebel Employee ASI

The following table lists the CMS Memberships fields and their attributes in Siebel Employee ASI.

Name	XML Tag	Data Type	Length	Req.
Active Status	ActiveStatus	DTYPE_TEXT	N/A	No
Comments	Comments	DTYPE_TEXT	250	No
End Date	EndDate	DTYPE_TEXT	N/A	No
Id	Id	DTYPE_ID	30	No
Institution	Institution	DTYPE_TEXT	30	No
Integration Id	IntegrationId	DTYPE_TEXT	30	No
Membership	Membership	DTYPE_TEXT	30	No
Relevance to Company	RelevancetoCompany	DTYPE_TEXT	30	No
Start Date	StartDate	DTYPE_TEXT	N/A	No
operation	operation	DTYPE_TEXT	30	No

CMS Past Work Experience Fields in Siebel Employee ASI

The following table lists the CMS Past Work Experience fields and their attributes in Siebel Employee ASI.

Name	XML Tag	Data Type	Length	Req.
Business Title	BusinessTitle	DTYPE_TEXT	50	No

Name	XML Tag	Data Type	Length	Req.
Business Unit	BusinessUnit	DTYPE_TEXT	30	No
Comments	Comments	DTYPE_TEXT	250	No
Company Name	CompanyName	DTYPE_TEXT	30	No
End Date	EndDate	DTYPE_TEXT	N/A	No
First Name	FirstName	DTYPE_TEXT	50	No
Id	Id	DTYPE_ID	30	No
Industry	Industry	DTYPE_ID	N/A	No
Integration Id	IntegrationId	DTYPE_TEXT	30	No
Last Name	LastName	DTYPE_TEXT	50	No
Position	Position	DTYPE_TEXT	50	No
Start Date	StartDate	DTYPE_TEXT	N/A	No
operation	operation	DTYPE_TEXT	30	No

Employee Fields in Siebel Employee ASI

The following table lists the Employee fields and their attributes in Siebel Employee ASI.

Name	XML Tag	Data Type	Length	Req.
Alias	Alias	DTYPE_TEXT	50	No
Availability Status	AvailabilityStatus	DTYPE_TEXT	30	No
Availability Status Until	AvailabilityStatusUntil	DTYPE_TEXT	N/A	No
Bonus Target %	BonusTarget	DTYPE_NUMBER	N/A	No
Building Number	BuildingNumber	DTYPE_TEXT	30	No
CP Region	CPRegion	DTYPE_TEXT	50	No

Name	XML Tag	Data Type	Length	Req.
CP Region Id	CPRegionId	DTYPE_ID	N/A	No
CP Region Integration Id	CPRegionIntegrationId	DTYPE_TEXT	30	No
Cell Phone #	CellPhone	DTYPE_TEXT	N/A	No
Cost Currency Code	CostCurrencyCode	DTYPE_TEXT	30	No
Cost Per Hour	CostPerHour	DTYPE_TEXT	N/A	No
Cubicle Number	CubicleNumber	DTYPE_TEXT	20	No
E-Mail Addr	EMailAddr	DTYPE_TEXT	50	No
Emergency Notification	EmergencyNotification	DTYPE_TEXT	30	No
Emp #	Emp	DTYPE_TEXT	30	No
Employee Flag	EmployeeFlag	DTYPE_TEXT	N/A	No
Employee Type Code	EmployeeTypeCode	DTYPE_TEXT	30	No
Employment Status	EmploymentStatus	DTYPE_TEXT	30	No
End Shift to	EndShiftto	DTYPE_TEXT	30	No
Fax #	Fax	DTYPE_TEXT	N/A	No
First Name	FirstName	DTYPE_TEXT	50	No
Hire Date	HireDate	DTYPE_DATETIME	N/A	No
Home Phone #	HomePhone	DTYPE_TEXT	N/A	No
Id	Id	DTYPE_ID	30	No
Integration Id	IntegrationId	DTYPE_TEXT	30	No
Job Code Id	JobCodeId	DTYPE_ID	N/A	No
Job Code Integration Id	JobCodeIntegrationId	DTYPE_TEXT	30	No

Name	XML Tag	Data Type	Length	Req.
Job Code Name	JobCodeName	DTYPE_TEXT	30	No
Job Title	JobTitle	DTYPE_TEXT	75	No
Last Name	LastName	DTYPE_TEXT	50	No
Last Promotion Date	LastPromotionDate	DTYPE_DATETIME	N/A	No
License Plate Number	LicensePlateNumber	DTYPE_TEXT	50	No
Login Domain	LoginDomain	DTYPE_TEXT	50	No
Login Name	LoginName	DTYPE_TEXT	50	No
M/F	MF	DTYPE_TEXT	1	No
Maiden Name	MaidenName	DTYPE_TEXT	50	No
Middle Name	MiddleName	DTYPE_TEXT	50	No
Next Annual Review Date	NextAnnualReviewDate	DTYPE_DATETIME	N/A	No
Next Availability Status	NextAvailabilityStatus	DTYPE_TEXT	30	No
Nick Name	NickName	DTYPE_TEXT	50	No
Overtime Code	OvertimeCode	DTYPE_TEXT	30	No
Pager PIN	PagerPIN	DTYPE_TEXT	10	No
Pager Phone #	PagerPhone	DTYPE_TEXT	N/A	No
Pager Type	PagerType	DTYPE_TEXT	30	No
Personal Title	PersonalTitle	DTYPE_TEXT	15	No
Phone #	Phone	DTYPE_TEXT	N/A	No
Preferred Communications	PreferredCommunications	DTYPE_TEXT	30	No
Private	Private	DTYPE_TEXT	N/A	No

Name	XML Tag	Data Type	Length	Req.
Readiness	Readiness	DTYPE_TEXT	30	No
Seniority Date	SeniorityDate	DTYPE_TEXT	N/A	No
Share Address Flag	ShareAddressFlag	DTYPE_TEXT	N/A	No
Share Home Phone Flag	ShareHomePhoneFlag	DTYPE_TEXT	N/A	No
Shift Id	ShiftId	DTYPE_ID	N/A	No
Shift Integration Id	ShiftIntegrationId	DTYPE_TEXT	30	No
Shift Name	ShiftName	DTYPE_TEXT	100	No
Standard Notification	StandardNotification	DTYPE_TEXT	30	No
Start Shift From	StartShiftFrom	DTYPE_TEXT	30	No
Subcontractor Flag	SubcontractorFlag	DTYPE_TEXT	N/A	No
Termination Date	TerminationDate	DTYPE_DATETIME	N/A	No
Time Zone Id	TimeZoneId	DTYPE_ID	N/A	No
Time Zone Name	TimeZoneName	DTYPE_TEXT	100	No
operation	operation	DTYPE_TEXT	30	No

Employee_Employee Organization Fields in Siebel Employee ASI

The following table lists the Employee_Employee Organization fields and their attributes in Siebel Employee ASI.

Name	XML Tag	Data Type	Length	Req.
Employee Organization	EmployeeOrganization	DTYPE_TEXT	50	No
Employee Organization Id	EmployeeOrganizationId	DTYPE_ID	30	No
Employee Organization Integration Id	EmployeeOrganizationIntegrationId	DTYPE_TEXT	30	No

Name	XML Tag	Data Type	Length	Req.
IsPrimaryMVG	IsPrimaryMvg	DTYPE_TEXT	1	No

Employee_Personal Address Fields in Siebel Employee ASI

The following table lists the Employee_Personal Address fields and their attributes in Siebel Employee ASI.

Name	XML Tag	Data Type	Length	Req.
IsPrimaryMVG	IsPrimaryMvg	DTYPE_TEXT	1	No
Personal Address Id	PersonalAddressId	DTYPE_ID	30	No
Personal Address Integration Id	PersonalAddressIntegrationId	DTYPE_TEXT	30	No
Personal City	PersonalCity	DTYPE_TEXT	50	No
Personal Country	PersonalCountry	DTYPE_TEXT	50	No
Personal County	PersonalCounty	DTYPE_TEXT	50	No
Personal Postal Code	PersonalPostalCode	DTYPE_TEXT	30	No
Personal Province	PersonalProvince	DTYPE_TEXT	50	No
Personal State	PersonalState	DTYPE_TEXT	10	No
Personal Street Address	PersonalStreetAddress	DTYPE_TEXT	200	No
Personal Street Address 2	PersonalStreetAddress2	DTYPE_TEXT	100	No
operation	operation	DTYPE_TEXT	30	No

Employee_Position Fields in Siebel Employee ASI

The following table lists the Employee_Position fields and their attributes in Siebel Employee ASI.

Name	XML Tag	Data Type	Length	Req.
Division	Division	DTYPE_TEXT	255	No
Division Id	DivisionId	DTYPE_ID	N/A	No

Name	XML Tag	Data Type	Length	Req.
Division Integration Id	DivisionIntegrationId	DTYPE_TEXT	30	No
Employee End Date	EmployeeEndDate	DTYPE_DATETIME	N/A	No
Employee Start Date	EmployeeStartDate	DTYPE_DATETIME	N/A	No
IsPrimaryMVG	IsPrimaryMvg	DTYPE_TEXT	1	No
Position	Position	DTYPE_TEXT	50	No
Position Id	PositionId	DTYPE_ID	30	No
Position Integration Id	PositionIntegrationId	DTYPE_TEXT	30	No

Employee_Responsibility Fields in Siebel Employee ASI

The following table lists the Employee_Responsibility fields and their attributes in Siebel Employee ASI.

Name	XML Tag	Data Type	Length	Req.
IsPrimaryMVG	IsPrimaryMVG	DTYPE_TEXT	1	No
Responsibility	Responsibility	DTYPE_TEXT	50	No
Responsibility Id	ResponsibilityId	DTYPE_ID	30	No
Responsibility Integration Id	ResponsibilityIntegrationId	DTYPE_TEXT	30	No

Employee_Subcontractor Fields in Siebel Employee ASI

The following table lists the Employee_Subcontractor fields and their attributes in Siebel Employee ASI.

Name	XML Tag	Data Type	Length	Req.
IsPrimaryMVG	IsPrimaryMVG	DTYPE_TEXT	1	No
Subcontractor Account Id	SubcontractorAccountId	DTYPE_ID	30	No
Subcontractor Integration Id	SubcontractorIntegrationId	DTYPE_TEXT	30	No

Name	XML Tag	Data Type	Length	Req.
Subcontractor Name	Subcontractor Name	DTYPE_TEXT	100	No

Personal Address Fields in Siebel Employee ASI

The following table lists the Personal Address fields and their attributes in Siebel Employee ASI.

Name	XML Tag	Data Type	Length	Req.
IsPrimaryMVG	IsPrimaryMVG	DTYPE_TEXT	1	No
Personal Address Id	PersonalAddressId	DTYPE_ID	30	No
Personal Address Integration Id	PersonalAddressIntegrationId	DTYPE_TEXT	30	No
Personal City	PersonalCity	DTYPE_TEXT	50	No
Personal Country	PersonalCountry	DTYPE_TEXT	50	No
Personal County	PersonalCounty	DTYPE_TEXT	50	No
Personal Postal Code	PersonalPostalCode	DTYPE_TEXT	30	No
Personal Province	PersonalProvince	DTYPE_TEXT	50	No
Personal State	PersonalState	DTYPE_TEXT	10	No
Personal Street Address	PersonalStreetAddress	DTYPE_TEXT	200	No
Personal Street Address 2	PersonalStreetAddress2	DTYPE_TEXT	100	No
operation	operation	DTYPE_TEXT	30	No

Related Employee Organization Fields in Siebel Employee ASI

The following table lists the Related Employee Organization fields and their attributes in Siebel Employee ASI.

Name	XML Tag	Data Type	Length	Req.
Employee Organization	EmployeeOrganization	DTYPE_TEXT	50	No
Employee Organization Id	EmployeeOrganizationId	DTYPE_ID	30	No

Name	XML Tag	Data Type	Length	Req.
Employee Organization Integration Id	EmployeeOrganizationIntegrationId	DTYPE_TEXT	30	No
IsPrimaryMVG	IsPrimaryMVG	DTYPE_TEXT	1	No

Related Position Fields in Siebel Employee ASI

The following table lists the Related Position fields and their attributes in Siebel Employee ASI.

Name	XML Tag	Data Type	Length	Req.
Division	Division	DTYPE_TEXT	255	No
Division Id	DivisionId	DTYPE_ID	N/A	No
Division Integration Id	DivisionIntegrationId	DTYPE_TEXT	30	No
Employee End Date	EmployeeEndDate	DTYPE_DATETIME	N/A	No
Employee Start Date	EmployeeStartDate	DTYPE_DATETIME	N/A	No
IsPrimaryMVG	IsPrimaryMVG	DTYPE_TEXT	1	No
Position	Position	DTYPE_TEXT	50	No
Position Id	PositionId	DTYPE_ID	30	No
Position Integration Id	PositionIntegrationId	DTYPE_TEXT	30	No

Related Position Business Address Fields in Siebel Employee ASI

The following table lists the Related Position Business Address fields and their attributes in Siebel Employee ASI.

Name	XML Tag	Data Type	Length	Req.
Address Id	AddressId	DTYPE_ID	30	No
Address Integration Id	AddressIntegrationId	DTYPE_TEXT	30	No
Address Name	AddressName	DTYPE_TEXT	100	No

Name	XML Tag	Data Type	Length	Req.
City	City	DTYPE_TEXT	50	No
Country	Country	DTYPE_TEXT	30	No
IsPrimaryMVG	IsPrimaryMVG	DTYPE_TEXT	1	No
Postal Code	PostalCode	DTYPE_TEXT	30	No
State	State	DTYPE_TEXT	10	No
Street Address	StreetAddress	DTYPE_TEXT	200	No

Related Responsibility Fields in Siebel Employee ASI

The following table lists the Related Responsibility fields and their attributes in Siebel Employee ASI.

Name	XML Tag	Data Type	Length	Req.
IsPrimaryMVG	IsPrimaryMVG	DTYPE_TEXT	1	No
Responsibility	Responsibility	DTYPE_TEXT	50	No
Responsibility Id	ResponsibilityId	DTYPE_ID	30	No
Responsibility Integration Id	ResponsibilityIntegrationId	DTYPE_TEXT	30	No

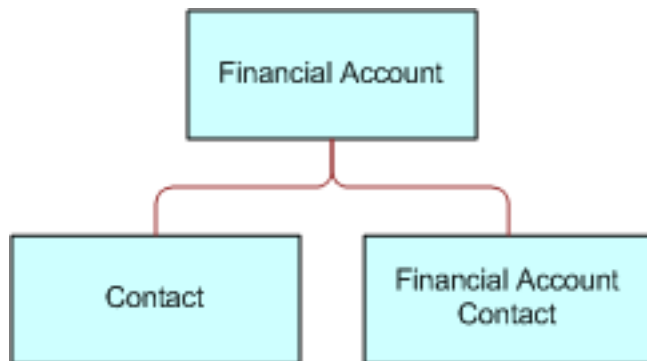
Related Subcontractor Fields in Siebel Employee ASI

The following table lists the Related Subcontractor fields and their attributes in Siebel Employee ASI.

Name	XML Tag	Data Type	Length	Req.
IsPrimaryMVG	IsPrimaryMVG	DTYPE_TEXT	1	No
Subcontractor Account Id	SubcontractorAccountId	DTYPE_ID	30	No
Subcontractor Integration Id	SubcontractorIntegrationId	DTYPE_TEXT	30	No
Subcontractor Name	SubcontractorName	DTYPE_TEXT	100	No

Siebel Financial Account

The Siebel Financial Account ASI is an ASI for privacy data management-related business processes. This ASI facilitates inbound and outbound financial account data synchronization between a Siebel application and a UCM system. The following image shows the Siebel Financial Account ASI structure, which contains the following components: Financial Account, Contact, and Financial Account Contact.



The following table lists the integration components and user keys of the Siebel Financial Account ASI.

Integration Component	XML Tag	User Keys
FINCORP Account	FincorpAccount	<ol style="list-style-type: none"> 1. Integration Id 2. Row Id 3. Account Number, Primary Organization Name <p>Status Key: Account Number, Id, Integration Id, operation</p>
Contact	Contact	<ol style="list-style-type: none"> 1. Integration Id 2. Party UId 3. Row Id 4. Account Integration Id, Employee Number, Personal Contact 5. Person Uid, Personal Contact, Primary Organization <p>Status Key: Id, Integration Id, operation</p>
FINCORP Account Contact	FincorpAccountContact	<ol style="list-style-type: none"> 1. Asset Id, Contact Id 2. Contact Id

FINCORP Account Fields in Siebel Financial Account ASI

The following table lists the FINCORP Account fields and their attributes in Siebel Financial Account ASI. Fields without a length specified do not have a maximum length associated with them.

Name	XML Tag	Data Type	Length	Req.
ABA Number	ABANumber	DTYPE_TEXT	50	No
Account Alias	AccountAlias	DTYPE_TEXT	100	No
Account Branch ABA	AccountBranchABA	DTYPE_TEXT	50	No
Account Branch Id	AccountBranchId	DTYPE_ID	N/A	No
Account Branch Name	AccountBranchName	DTYPE_TEXT	100	No
Account Branch Number	AccountBranchNumber	DTYPE_TEXT	30	No
Account Holder	AccountHolder	DTYPE_TEXT	N/A	No
Account Name	AccountName	DTYPE_TEXT	100	No
Account Number	AccountNumber	DTYPE_TEXT	100	Yes
Account Row Id	AccountRowId	DTYPE_ID	N/A	No
Account Status	AccountStatus	DTYPE_TEXT	30	No
Account Type	AccountType	DTYPE_TEXT	30	No
Acct Gen - Account Id	AcctGen-AccountId	DTYPE_ID	N/A	No
Acct Gen - Average Balance	AcctGen-AverageBalance	DTYPE_CURRENCY	N/A	No
Acct Gen - Branch Id	AcctGen-BranchId	DTYPE_ID	N/A	No
Acct Gen - Organization Address Id	AcctGen-OrganizationAddressId	DTYPE_ID	N/A	No
Acct Gen - Pers Addr - City	AcctGen-PersAddr-City	DTYPE_TEXT	50	No
Acct Gen - Pers Addr - Country	AcctGen-PersAddr-Country	DTYPE_TEXT	30	No
Acct Gen - Pers Addr - Id	AcctGen-PersAddr-Id	DTYPE_ID	N/A	No
Acct Gen - Pers Addr - State	AcctGen-PersAddr-State	DTYPE_TEXT	10	No
Acct Gen - Pers Addr - Street	AcctGen-PersAddr-Street	DTYPE_TEXT	200	No

Name	XML Tag	Data Type	Length	Req.
Acct Gen - Pers Addr - Zip Code	AcctGen-PersAddr-ZipCode	DTYPE_TEXT	30	No
Acct Gen - Primary Contact Id	AcctGen-PrimaryContactId	DTYPE_ID	N/A	No
Acct Gen - Product Line Id	AcctGen-ProductLineId	DTYPE_ID	N/A	No
Available Balance	AvailableBalance	DTYPE_CURRENCY	N/A	No
Balance	Balance	DTYPE_CURRENCY	N/A	No
Bank Number	BankNumber	DTYPE_TEXT	50	No
Billing Option	BillingOption	DTYPE_TEXT	30	No
Branch	Branch	DTYPE_TEXT	50	No
Branch Number	BranchNumber	DTYPE_TEXT	50	No
CA Next Statement Date	CANextStatementDate	DTYPE_DATE	N/A	No
Comments	Comments	DTYPE_TEXT	250	No
Commitment Amount	CommitmentAmount	DTYPE_CURRENCY	N/A	No
Conflict Id	ConflictId	DTYPE_ID	30	No
Contact Address Id	ContactAddressId	DTYPE_ID	N/A	No
Created	Created	DTYPE_DATETIME	30	No
Currency	Currency	DTYPE_TEXT	20	No
Current Balance	CurrentBalance	DTYPE_CURRENCY	N/A	No
Customer Number	CustomerNumber	DTYPE_TEXT	50	No
Customer Type	CustomerType	DTYPE_TEXT	30	No
First Name	FirstName	DTYPE_TEXT	50	No
Id	Id	DTYPE_ID	30	No

Name	XML Tag	Data Type	Length	Req.
Integration Id	IntegrationId	DTYPE_TEXT	30	No
Last Name	LastName	DTYPE_TEXT	50	No
Mod Id	ModId	DTYPE_ID	30	No
Name	Name	DTYPE_TEXT	100	No
Organization Id	OrganizationId	DTYPE_ID	N/A	No
Parent ABA Number	ParentABANumber	DTYPE_TEXT	50	No
Parent Account Branch ABA	ParentAccountBranchABA	DTYPE_TEXT	50	No
Parent Account Branch Id	ParentAccountBranchId	DTYPE_ID	N/A	No
Parent Account Id	ParentAccountId	DTYPE_ID	N/A	No
Parent Account Number	ParentAccountNumber	DTYPE_TEXT	100	No
Parent Asset ID	ParentAssetID	DTYPE_ID	N/A	No
Parent Asset Number	ParentAssetNumber	DTYPE_TEXT	100	No
Parent Bank	ParentBank	DTYPE_TEXT	50	No
Payment Type	PaymentType	DTYPE_TEXT	30	No
Previous Balance	PreviousBalance	DTYPE_CURRENCY	N/A	No
Primary Account Id	PrimaryAccountId	DTYPE_ID	N/A	No
Primary Employee Id	PrimaryEmployeeId	DTYPE_ID	N/A	No
Primary Org Id	PrimaryOrgId	DTYPE_ID	N/A	No
Primary Organization Name	PrimaryOrganizationName	DTYPE_TEXT	100	No
Primary Position Id	PrimaryPositionId	DTYPE_ID	N/A	No
Product Id	ProductId	DTYPE_ID	N/A	Yes

Name	XML Tag	Data Type	Length	Req.
Start Date	StartDate	DTYPE_DATE	N/A	No
Type	Type	DTYPE_TEXT	30	No
Updated	Updated	DTYPE_DATETIME	30	No
operation	operation	DTYPE_TEXT	30	No
searchspec	searchspec	DTYPE_TEXT	250	No

Contact Fields in Siebel Financial Account ASI

The following table lists the Contact fields and their attributes in Siebel Financial Account ASI. Fields without a length specified do not have a maximum length associated with them.

Name	XML Tag	Data Type	Length	Req.
Account Id	AccountId	DTYPE_ID	N/A	No
Account Integration Id	AccountIntegrationId	DTYPE_TEXT	30	No
Assistant	Assistant	DTYPE_TEXT	50	No
Assistant Email Address	AssistantEmailAddress	DTYPE_TEXT	100	No
Assistant Phone #	AssistantPhone	DTYPE_PHONE	N/A	No
Cellular Phone #	CellularPhone	DTYPE_PHONE	N/A	No
Created	Created	DTYPE_DATETIME	30	No
Employee Number	EmployeeNumber	DTYPE_TEXT	30	No
Fax Phone #	FaxPhone	DTYPE_PHONE	N/A	No
First Name	FirstName	DTYPE_TEXT	50	Yes
Home Phone #	HomePhone	DTYPE_PHONE	N/A	No
Id	Id	DTYPE_ID	30	No

Name	XML Tag	Data Type	Length	Req.
Integration Id	IntegrationId	DTYPE_TEXT	30	No
Job Title	JobTitle	DTYPE_TEXT	75	No
Last Name	LastName	DTYPE_TEXT	50	Yes
Login Name	LoginName	DTYPE_TEXT	50	No
M/F	MF	DTYPE_TEXT	30	No
M/M	MM	DTYPE_TEXT	15	No
Market Cap Pref	MarketCapPref	DTYPE_TEXT	30	No
Middle Name	MiddleName	DTYPE_TEXT	50	No
Mod Id	ModId	DTYPE_ID	30	No
Party Type Code	PartyTypeCode	DTYPE_TEXT	30	Yes
Party UId	PartyUId	DTYPE_TEXT	100	Yes
Person UId	PersonUId	DTYPE_TEXT	100	Yes
Personal Contact	PersonalContact	DTYPE_BOOL	N/A	No
Preferred Communication Method	PreferredCommunicationMethod	DTYPE_TEXT	20	No
Primary Organization	PrimaryOrganization	DTYPE_TEXT	50	No
Privacy Code	PrivacyCode	DTYPE_TEXT	30	Yes
SSN	SSN	DTYPE_TEXT	11	No
Short Name	ShortName	DTYPE_TEXT	50	No
Status	Status	DTYPE_TEXT	30	No
Type	Type	DTYPE_TEXT	30	No
Updated	Updated	DTYPE_DATETIME	30	No

Name	XML Tag	Data Type	Length	Req.
Updated By Name	UpdatedByName	DTYPE_TEXT	50	No
User Type	UserType	DTYPE_TEXT	30	No
Work Phone #	WorkPhone	DTYPE_PHONE	N/A	No
operation	operation	DTYPE_TEXT	30	No
searchspec	searchspec	DTYPE_TEXT	250	No

FINCORP Account Contact Fields in Siebel Financial Account ASI

The following table lists the FINCORP Account Contact fields and their attributes in Siebel Financial Account ASI. Fields without a length specified do not have a maximum length associated with them.

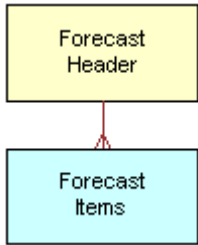
Name	XML Tag	Data Type	Length	Req.
Account	Account	DTYPE_TEXT	100	No
Account Id	Accountld	DTYPE_ID	N/A	No
Asset Id	Assetld	DTYPE_ID	N/A	No
Cellular Phone Number	CellularPhoneNumber	DTYPE_PHONE	N/A	No
Conflict Id	Conflictld	DTYPE_ID	30	No
Contact Id	Contactld	DTYPE_ID	N/A	No
Created	Created	DTYPE_DATETIME	30	No
Currency	Currency2	DTYPE_TEXT	N/A	No
Email Address	EmailAddress3	DTYPE_TEXT	100	No
Fax Number	FaxNumber	DTYPE_PHONE	N/A	No
First Name	FirstName	DTYPE_TEXT	50	No
Home Phone Number	HomePhoneNumber	DTYPE_PHONE	N/A	No

Name	XML Tag	Data Type	Length	Req.
Id	Id	DTYPE_ID	30	No
Job Title	JobTitle	DTYPE_TEXT	75	No
Last Name	LastName	DTYPE_TEXT	50	Yes
Middle Initial	MiddleInitial	DTYPE_TEXT	50	No
Mod Id	ModId	DTYPE_ID	30	No
Mother's Maiden Name	MothersMaidenName	DTYPE_TEXT	50	No
Mr./Ms.	Mr.Ms.	DTYPE_ID	N/A	No
Primary Personal Address Id	PrimaryPersonalAddressId	DTYPE_ID	N/A	No
Short Name	ShortName	DTYPE_TEXT	50	No
Social Security Number	SocialSecurityNumber2	DTYPE_TEXT	11	No
Title	Title	DTYPE_TEXT	75	No
Updated	Updated	DTYPE_DATETIME	30	No
Work Phone #	WorkPhone	DTYPE_PHONE	N/A	No
operation	operation	DTYPE_TEXT	30	No
searchspec	searchspec	DTYPE_TEXT	250	No

Siebel Forecast

The Siebel Forecast ASI consists of internal and external integration objects and a business service. This ASI facilitates the outbound data synchronization between the Siebel application and an external back-office system. This ASI is used by the Export Forecast business process, which queries the Siebel application for data on a given forecast and returns the data to a back-office system.

The following image shows the Siebel Forecast ASI structure, which contains the following components: Forecast Header and Forecast Items.



The following table lists the integration components and user keys of the Siebel Forecast ASI.

Integration Component	XML Tag	User Keys
Forecast	Forecast	<ul style="list-style-type: none"> Forecast Number
Forecast Item Detail Flat	ForecastItemDetailFlat	<ol style="list-style-type: none"> Detail Date Forecast Item Id Owner Forecast Id

Forecast Fields in Siebel Forecast ASI

The following table lists the Forecast fields and their attributes in Siebel Forecast ASI. Fields without a length specified do not have a maximum length associated with them.

Name	XML Tag	Data Type	Length	Req.
Archive Timestamp	ArchiveTimestamp	DTYPE_TEXT	N/A	No
Created By Login	CreatedByLogin	DTYPE_TEXT	50	No
Forecast Base Period Type	ForecastBasePeriodType	DTYPE_TEXT	30	No
Forecast Date	ForecastDate	DTYPE_TEXT	N/A	No
Forecast End Date	ForecastEndDate	DTYPE_TEXT	N/A	No
Forecast Id	ForecastId	DTYPE_ID	15	No
Forecast Name	ForecastSeriesName	DTYPE_TEXT	20	No
Forecast Number	ForecastNumber	DTYPE_TEXT	30	No
Forecast Start Date	ForecastStartDate	DTYPE_TEXT	N/A	No
operation	operation	DTYPE_TEXT	30	No

Name	XML Tag	Data Type	Length	Req.
Owner Organization Id	OwnerOrganizationId	DTYPE_ID	15	No
Owner Position Id	OwnerPositionId	DTYPE_ID	15	No

Forecast Item Detail Flat Fields in Siebel Forecast ASI

The following table lists the Forecast Item Detail Flat fields and their attributes in Siebel Forecast ASI. Fields without a length specified do not have a maximum length associated with them.

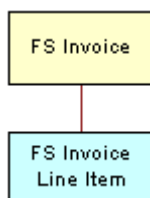
Name	XML Tag	Data Type	Length	Req.
Account Id	AccountId	DTYPE_ID	15	No
Amount Revenue	Revenue	DTYPE_TEXT	N/A	No
Best Case	BestCase	DTYPE_TEXT	N/A	No
Commit Flag	CommitFlag	DTYPE_TEXT	1	No
Cost	Cost	DTYPE_TEXT	N/A	No
Currency	CurrencyCode	DTYPE_TEXT	N/A	No
Detail Date	DetailDate	DTYPE_TEXT	N/A	No
DUNS Number	DUNSNumber	DTYPE_TEXT	15	No
Forecast Id	ForecastId	DTYPE_ID	15	No
Forecast Item Id	ForecastItemId	DTYPE_ID	15	No
Id	Id	DTYPE_ID	15	No
Link Type	LinkType	DTYPE_TEXT	30	No
operation	operation	DTYPE_TEXT	30	No
Opportunity Id	OpportunityId	DTYPE_ID	15	No
Organization Id	OrganizationId	DTYPE_ID	15	No

Name	XML Tag	Data Type	Length	Req.
Owner Forecast Id	OwnerForecastId	DTYPE_ID	15	No
Primary Product Line Id	ProductLineId	DTYPE_ID	15	No
Product Id	ProductId	DTYPE_ID	15	No
Product Price	ProductPrice	DTYPE_TEXT	N/A	No
Product Quantity	ProductQuantity	DTYPE_TEXT	N/A	No
Sales Rep Id	SalesRepPositionId	DTYPE_ID	15	No
Service Request Id	ServiceRequestId	DTYPE_ID	15	No
Unit of Measure	UnitOfMeasure	DTYPE_TEXT	30	No
Worst Case	WorstCase	DTYPE_TEXT	N/A	No

Siebel Invoice

The Siebel Invoice ASI enables the implementation of replication of invoices from back-office accounting systems to the Siebel application, which allows sales professionals, call center agents, partners, as well as the customer, to access invoice information in the Siebel application for related inquiries. A typical process involves the creation of the invoice in the back-end system after the fulfillment of an order, which is then followed by the replication of this invoice (as well as all of its updates) in the front-end systems. The Siebel Invoice ASI enables the creation, update, deletion and queries of invoice information for inbound and outbound directions in Siebel applications.

The following image shows the structure of the Siebel Invoice ASI, which contains the following components: FS Invoice and FS Invoice Line Item.



The following table lists the integration components of this ASI.

Integration Component	XML Tag	User Keys
FS Invoice (primary)	Invoice	<ol style="list-style-type: none"> 1. Id 2. Integration Id

Integration Component	XML Tag	User Keys
		3. Document Type, Document Number
FS Invoice Line Items	FSInvoiceLineItems	1. Id 2. Integration Id 3. Line Number

The Siebel Invoice ASI uses the same user keys as the FS Invoice integration component. You can use the fields for the integration, which means that values for each of these fields may be written to an XML file for transport.

FS Invoice Fields in Siebel Invoice ASI

The following table lists the FS Invoice (primary) fields and their attributes in Siebel Invoice ASI.

Name	XML Tag	Data Type	Length	Req.	Note
Account Id	AccountId	DTYPE_ID	15	No	User key field. Used to pick from Picklist Account.
Account Integration Id	AccountIntegrationId	DTYPE_TEXT	30	No	User key field. Used to pick from Picklist Account.
Account Location	AccountLocation	DTYPE_TEXT	30	No	Used to pick from Picklist Account.
Account Name	AccountName	DTYPE_TEXT	50	No	Used to pick from Picklist Account.
Account Organization Name	AccountOrganizationName	DTYPE_TEXT	100	No	Used to pick from Picklist Account.
Activity Id	ActivityId	DTYPE_ID	15	No	Used to pick from FS Activity Pick List.
Activity User Defined Unique Id	ActivityUserDefinedUniqueId	DTYPE_TEXT	30	No	Used to pick from FS Activity Pick List.
Amount Paid	AmountPaid	DTYPE_CURRENCY	22	No	None
Balance Forward	BalanceForward	DTYPE_CURRENCY	22	No	None
Contract Id	ContractId	DTYPE_ID	15	No	Used to pick from Service Agreement.

Name	XML Tag	Data Type	Length	Req.	Note
Contract Integration Id	ContractIntegrationId	DTYPE_TEXT	30	No	Used to pick from Service Agreement.
Contract Name	ContractName	DTYPE_TEXT	50	No	Used to pick from Service Agreement.
Contract Organization Name	ContractOrganizationName	DTYPE_TEXT	100	No	Used to pick from Service Agreement.
Contract Revision Number	ContractRevisionNumber	DTYPE_NUMBER	22	No	Used to pick from Service Agreement.
Currency Code	CurrencyCode	DTYPE_TEXT	20	Yes	Used to pick from Picklist Currency.
Delinquent Flag	DelinquentFlag	DTYPE_BOOL	1	No	None
Document Date	DocumentDate	DTYPE_UTCDATETIME	7	No	None
Document Description	DocumentDescription	DTYPE_TEXT	250	No	None
Document Number	DocumentNumber	DTYPE_TEXT	50	Yes	User key field for Invoice.
Document Period Id	DocumentPeriodId	DTYPE_ID	15	No	Used to pick from Picklist Period.
Document Period Name	DocumentPeriodName	DTYPE_TEXT	50	No	Used for picking from Picklist Period.
Document Period Organization Name	DocumentPeriodOrganization	DTYPE_TEXT	100	No	Used to pick from Picklist Period.
Document Revision Number	DocumentRevisionNumber	DTYPE_NUMBER	15	No	None
Document Status	DocumentStatus	DTYPE_TEXT	30	No	Bound by FS_INVOICE_TYPE LOV.
Document Sub Type	DocumentSubType	DTYPE_TEXT	30	No	Bound by FS_INVOICE_CODE LOV.
Document Type	DocumentType	DTYPE_TEXT	30	No	User key field. Bound by FS_INVOICE_TYPE LOV.

Name	XML Tag	Data Type	Length	Req.	Note
Id	Id	DTYPE_ID	30	No	None
Integration Id	IntegrationId	DTYPE_TEXT	30	No	None
Order Id	OrderId	DTYPE_ID	15	No	Used to pick from Order Entry Picklist.
Order Integration Id	OrderIntegrationId	DTYPE_TEXT	30	No	Used to pick from Order Entry Picklist.
Order Number	OrderNumber	DTYPE_TEXT	30	No	Used to pick from Order Entry Picklist.
Order Organization Name	OrderOrganizationName	DTYPE_TEXT	100	No	Used to pick from Order Entry Picklist.
Order Type	OrderType	DTYPE_TEXT	50	No	Used for picking from Order Entry Picklist.
Payment Term	PaymentTerm	DTYPE_TEXT	50	No	Used to pick from Picklist Payment Term.
Payment Term Id	PaymentTermId	DTYPE_ID	15	No	Used to pick from Picklist Payment Term.
Project Id	ProjectId	DTYPE_ID	15	No	Used to pick from Picklist Project.
Project Integration Id	ProjectIntegrationId	DTYPE_TEXT	30	No	Used for picking from Picklist Project.
Project Number	ProjectNumber	DTYPE_TEXT	30	No	Used to pick from Picklist Project.
Project Organization Name	ProjectOrganizationName	DTYPE_TEXT	100	No	Used to pick from Picklist Project.
STORED Adjustment Amount	STOREDAdjustmentAmount	DTYPE_CURRENCY	22	No	None
STORED Discount Amount	STOREDDiscountAmount	DTYPE_CURRENCY	22	No	None

Name	XML Tag	Data Type	Length	Req.	Note
STORED Gross Amount	STOREDGrossAmount	DTYPE_CURRENCY	22	No	None
STORED Surcharge Amount	STOREDSurchargeAmount	DTYPE_CURRENCY	22	No	None
STORED Tax Amount	STOREDTaxAmount	DTYPE_CURRENCY	22	No	None
Service Request Id	ServiceRequestId	DTYPE_ID	15	No	Used to pick from Service Request Picklist.
Service Request Number	ServiceRequestNumber	DTYPE_TEXT	64	No	Used to pick from Service Request Picklist.
Service Request Organization Name	ServiceRequestOrganizationName	DTYPE_TEXT	100	No	Used to pick from Service Request Picklist.

FS Invoice Line Items Fields in Siebel Invoice ASI

The following table lists the FS Invoice Line Items fields and their attributes in Siebel Invoice ASI.

Name	XML Tag	Data Type	Length	Req.	Note
Activity Id	ActivityId	DTYPE_ID	15	No	Used to pick from FS Activity Picklist.
Activity User Defined Unique Id	ActivityUserDefinedUniqueId	DTYPE_TEXT	30	No	Used to pick from FS Activity Picklist.
Contract Id	ContractId	DTYPE_ID	15	No	Used to pick from FS PickList Agreement Item - All.
Contract Integration Id	ContractIntegrationId	DTYPE_TEXT	30	No	Used to pick from FS PickList Agreement Item - All.
Contract Line Id	ContractLineId	DTYPE_ID	15	No	Used to pick from FS PickList Agreement Item - All.
Contract Name	ContractName	DTYPE_TEXT	50	No	Used to pick from FS PickList Agreement Item - All.

Name	XML Tag	Data Type	Length	Req.	Note
Contract Organization Name	ContractOrganizationName	DTYPE_TEXT	100	No	Used to pick from FS PickList Agreement Item - All.
Contract Revision Number	ContractRevisionNumber	DTYPE_NUMBER	22	No	Used to pick from FS PickList Agreement Item - All.
CurrencyCode	CurrencyCode	DTYPE_TEXT	20	Yes	Used to pick from Picklist Currency.
Description	Description	DTYPE_TEXT	250	No	None
Discount Amount	DiscountAmount	DTYPE_CURRENCY	22	No	None
Gross Amount	GrossAmount	DTYPE_CURRENCY	22	No	None
Id	Id	DTYPE_ID	30	No	User key field for Line Item.
Integration Id	IntegrationId	DTYPE_TEXT	30	No	User key field for Line Item.
Line Number	LineNumber	DTYPE_NUMBER	22	Yes	User key field for Line Item.
Line Quantity	LineQuantity	DTYPE_NUMBER	22	Yes	None
Line Type	LineType	DTYPE_TEXT	30	No	Used to pick from FS Invoice Line Item Type Picklist.
Order Id	OrderId	DTYPE_ID	15	No	Used to pick from Order Entry Picklist.
Order Integration Id	OrderIntegrationId	DTYPE_TEXT	30	No	Used to pick from Order Entry Picklist.
Order Item Id	OrderItemId	DTYPE_ID	15	No	Used to pick from Order Entry - Line Item Picklist.
Order Item Integration Id	OrderItemIntegrationId	DTYPE_TEXT	30	No	Used to pick from Order Entry - Line Item Picklist.

Name	XML Tag	Data Type	Length	Req.	Note
Order Line Number	OrderLineNumber	DTYPE_NUMBER	22	No	Used for picking from Order Entry - Line Item Picklist.
Order Number	OrderNumber	DTYPE_TEXT	30	No	Used to pick from Order Entry - Line Item Picklist.
Order Organization Name	OrderOrganizationName	DTYPE_TEXT	100	No	Used for picking from Order Entry - Line Item Picklist.
Order Type	OrderType	DTYPE_TEXT	50	No	Used to pick from Order Entry - Line Item Picklist.
Person Id	PersonId	DTYPE_ID	15	No	Used to pick from PS PickList Project Resource.
Product Id	ProductId	DTYPE_ID	15	No	Used to pick from Order Entry - Product PickList.
Product Integration Id	ProductIntegrationId	DTYPE_TEXT	30	No	Used to pick from Order Entry - Product PickList.
Product Name	ProductName	DTYPE_TEXT	100	No	Used to pick from Order Entry - Product PickList.
Product Organization Name	ProductOrganizationName	DTYPE_TEXT	100	No	Used to pick from Order Entry - Product PickList.
Product Vendor Organization Name	ProductVendorOrganizationName	DTYPE_TEXT	100	No	Used to pick from Order Entry - Product PickList.
Project Id	ProjectId	DTYPE_ID	15	No	Used to pick from Picklist Project.
Project Integration Id	ProjectIntegrationId	DTYPE_TEXT	30	No	Used to pick from Picklist Project.
Project Item Id	ProjectItemId	DTYPE_ID	15	No	Used to pick from Project Item PickList.

Name	XML Tag	Data Type	Length	Req.	Note
Project Item Number	ProjectItemNumber	DTYPE_TEXT	30	No	Used for picking from Project Item PickList.
Project Number	ProjectNumber	DTYPE_TEXT	30	No	Used to pick from Picklist Project.
Project Organization Name	ProjectOrganizationName	DTYPE_TEXT	100	No	Used to pick from Picklist Project.
Project Resource Id	ProjectResourceId	DTYPE_ID	15	No	Used to pick from PS PickList Project Resource.
Project Resource Number	ProjectResourceNumber	DTYPE_TEXT	30	No	Used to pick from PS PickList Project Resource.
Service Request Id	ServiceRequestId	DTYPE_ID	15	No	Used to pick from Service Request Picklist.
Service Request Number	ServiceRequestNumber	DTYPE_TEXT	64	No	Used for picking from Service Request Picklist.
Service Request Organization Name	ServiceRequestOrganizationName	DTYPE_TEXT	100	No	Used to pick from Service Request Picklist.
Surcharge Amount	SurchargeAmount	DTYPE_CURRENCY	22	No	None
Tax Amount	TaxAmount	DTYPE_CURRENCY	22	No	None
Unit of Measure	UnitofMeasure	DTYPE_TEXT	30	Yes	Bound by UNIT_OF_MEASURE LOV.

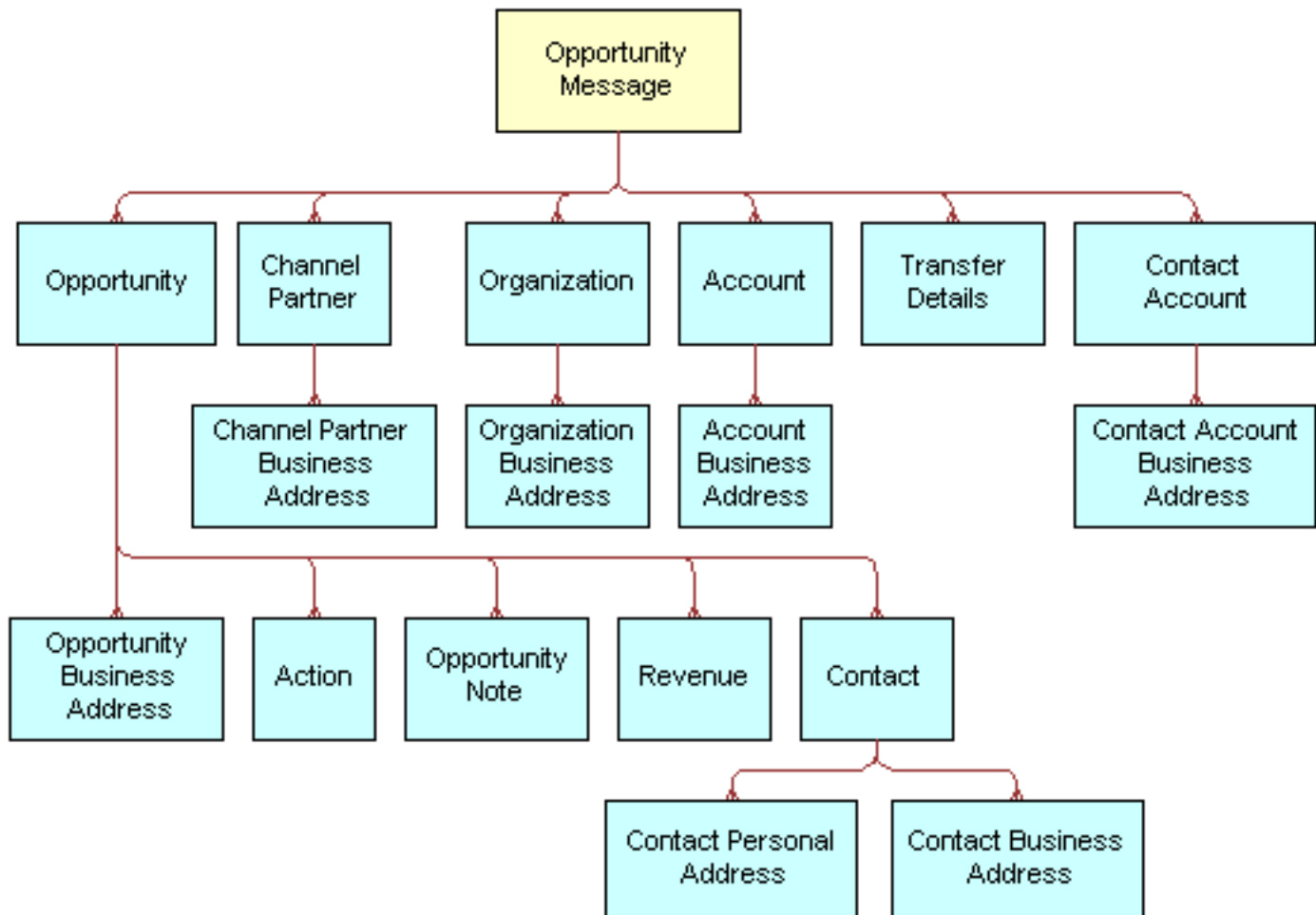
External Opportunity Create/Query/Update

The External Opportunity Create/Query/Update ASI facilitates the inbound and outbound transfer of opportunity data and associated child-level data such as contacts, notes, revenues, and activities. It is based on the Opportunity business object and supports the create, update, and query functions. The Opportunity Sharing ASIs are as follows:

- *ANI Opportunity Message (PRM ANI)*
- *ANI Message Header (PRM ANI)*

- *Opportunity (PRM ANI)*
- *Destination Channel Partner (PRM ANI)*
- *Source Organization (PRM ANI)*
- *Opportunity Account (PRM ANI)*

The following image shows the structure of the External Opportunity Create/Query/Update ASI, which contains the following components: Opportunity, Channel Partner (Channel Partner Business Address child), Organization (Organization Business Address child), Account (Account Business Address child), Transfer Details, Contact Account (Contact Account Business Address child). Opportunity has the following children: Opportunity Business Address, Action, Opportunity Note, Revenue, and Contact. Contact has the following children: Contact Personal Address and Contact Business Address.



ANI Opportunity Message (PRM ANI)

The ANI Opportunity Message (PRM ANI) ASI is the main interface for the Opportunity Sharing ASI, which encapsulates these ASIs (Opportunity, Opportunity Account, ANI Message Header, Destination Channel Partner, and Source Organization) and the associated data contained in the ASIs.

The following table lists the primary integration components of ANI Opportunity Message (PRM ANI) ASI.

Integration Component	XML Tag	User Keys
Account	Account	No user keys.
Account_Business Address	Account_BusinessAddress	<ol style="list-style-type: none"> 1. City, Country, Postal Code, State, Street Address, Street Address 2 2. Address Name, City, Postal Code, State, Street Address 3. City, Postal Code, State 4. Address Name
Action	Action	<ol style="list-style-type: none"> 1. Due, Id, Type 2. Comment, Description, Due, Type 3. Comment, Description, Due, Type
Channel Partner	ChannelPartner	<ul style="list-style-type: none"> • Location, Name
Channel Partner Business Address	ChannelPartnerAddress	<ol style="list-style-type: none"> 1. City, Country, Postal Code, State, Street Address, Street Address 2 2. Account Id, Address Name, City, Postal Code, State, Street Address 3. City, Postal Code, State 4. Account Id, Address Name
Contact	Contact	<ol style="list-style-type: none"> 1. First Name, Id, Last Name 2. First Name, Last Name, Middle Name, Primary Account Name 3. Account Integration Id, First Name, Last Name, Middle Name 4. First Name, Last Name, Middle Name 5. First Name, Last Name 6. Account Integration Id, First Name, Last Name, Middle Name 7. First Name, Last Name, Middle Name, Primary Account Name 8. First Name, Last Name, Middle Name
Contact_Account	Contact_Account	<ul style="list-style-type: none"> • Account, Account Location
Contact_Account_Business Address	Contact_Account_BusinessAddress	<ol style="list-style-type: none"> 1. City, Country, Postal Code, State, Street Address, Street Address 2 2. Address Name, City, Postal Code, State, Street Address 3. City, Postal Code, State 4. Address Name
Contact_Personal Address	Contact_PersonalAddress	<ol style="list-style-type: none"> 1. City, Country, Postal Code, State, Street Address, Street Address 2 2. City, Country, Postal Code, State, Street Address, Street Address 2 3. City, Postal Code, State 4. Integration Id
Message Details	MessageDetails	No user keys.
Opportunity	Opportunity	<ol style="list-style-type: none"> 1. Name

Integration Component	XML Tag	User Keys
		<ol style="list-style-type: none"> 2. Account Integration Id, Name 3. Account, Account Location, Name 4. Name
Opportunity Note	OpportunityNote	<ol style="list-style-type: none"> 1. Id, Note, Note Type, Oppty Name 2. Note Type, Oppty Name 3. Note, Note Type 4. Note Type, Oppty Name 5. Id, Note, Note Type, Oppty Name
Opportunity_Business Address	OpportunityBusinessAddress	<ol style="list-style-type: none"> 1. City, Country, Postal Code, State, Street Address, Street Address 2 2. City, Postal Code, State, Street Address 3. City, Postal Code, State 4. City, Postal Code, State 5. City, Country, Postal Code, State, Street Address, Street Address 2 6. Integration Id
Organization	Organization	<ul style="list-style-type: none"> • DUNS Number
Organization Business Address	OrganizationAddress	<ol style="list-style-type: none"> 1. City, Country, Postal Code, State, Street Address, Street Address 2 2. City, Postal Code, State, Street Address 3. City, Postal Code, State 4. Account Id, Address Name
Revenue	Revenue	<ul style="list-style-type: none"> • Revenue Item Number
Transfer Details	TransferDetails	No user keys.

Account Fields in the ANI Opportunity Message (PRM ANI) ASI

The following table lists the Account fields and their attributes in the ANI Opportunity Message (PRM ANI) ASI.

Name	XML Tag	Data Type	Length	Req.
Currency Code	CurrencyCode	DTYPE_TEXT	15	No
Customer Account Group	CustomerAccountGroup	DTYPE_TEXT	30	No
DUNS Number	DUNSNumber	DTYPE_TEXT	15	No
Group Type Code	GroupTypeCode	DTYPE_TEXT	30	No
Id	Id	DTYPE_ID	30	No
Location	Location	DTYPE_TEXT	50	No

Name	XML Tag	Data Type	Length	Req.
Name	Name	DTYPE_TEXT	100	No
Party Type Code	PartyTypeCode	DTYPE_TEXT	30	No

Account_Business Address Fields in the ANI Opportunity Message (PRM ANI) ASI

The following table lists the Account_Business Address fields and their attributes in the ANI Opportunity Message (PRM ANI) ASI.

Name	XML Tag	Data Type	Length	Req.
Address Name	AddressName	DTYPE_TEXT	100	No
City	City	DTYPE_TEXT	50	No
Country	Country	DTYPE_TEXT	50	No
Email Address	EmailAddress	DTYPE_TEXT	50	No
IsPrimaryMVG	IsPrimaryMVG	DTYPE_TEXT	1	No
Phone Number	PhoneNumber	DTYPE_TEXT	40	No
Postal Code	PostalCode	DTYPE_TEXT	30	No
State	State	DTYPE_TEXT	10	No
Street Address	StreetAddress	DTYPE_TEXT	200	No
Street Address 2	StreetAddress2	DTYPE_TEXT	100	No

Action Fields in the ANI Opportunity Message (PRM ANI) ASI

The following table lists the Action fields and their attributes in the ANI Opportunity Message (PRM ANI) ASI.

Name	XML Tag	Data Type	Length	Req.
Comment	Comment	DTYPE_TEXT	1,500	No
Description	Description	DTYPE_TEXT	100	No

Name	XML Tag	Data Type	Length	Req.
Done	Done	DTYPE_TEXT	50	No
Due	Due	DTYPE_TEXT	50	No
Id	Id	DTYPE_ID	30	No
Planned	Planned	DTYPE_TEXT	50	No
Planned Completion	PlannedCompletion	DTYPE_TEXT	50	No
Priority	Priority	DTYPE_TEXT	30	No
Started	Started	DTYPE_TEXT	50	No
Status	Status	DTYPE_TEXT	50	No
Type	Type	DTYPE_TEXT	30	No

Channel Partner Fields in the ANI Opportunity Message (PRM ANI) ASI

The following table lists the Channel Partner fields and their attributes in the ANI Opportunity Message (PRM ANI) ASI.

Name	XML Tag	Data Type	Length	Req.
DUNS Number	DUNSNumber	DTYPE_TEXT	15	No
Location	Location	DTYPE_TEXT	50	No
Name	Name	DTYPE_TEXT	100	No

Channel Partner Business Address Fields in the ANI Opportunity Message (PRM ANI) ASI

The following table lists the Channel Partner Business Address fields and their attributes in the ANI Opportunity Message (PRM ANI) ASI.

Name	XML Tag	Data Type	Length	Req.
Account Id	AccountId	DTYPE_ID	15	No

Name	XML Tag	Data Type	Length	Req.
Address Name	AddressName	DTYPE_TEXT	100	No
City	City	DTYPE_TEXT	50	No
Country	Country	DTYPE_TEXT	50	No
County	County	DTYPE_TEXT	50	No
Email Address	EmailAddress	DTYPE_TEXT	50	No
Phone Number	PhoneNumber	DTYPE_TEXT	40	No
Postal Code	PostalCode	DTYPE_TEXT	30	No
Province	Province	DTYPE_TEXT	50	No
State	State	DTYPE_TEXT	10	No
Street Address	StreetAddress	DTYPE_TEXT	200	No
Street Address 2	StreetAddress2	DTYPE_TEXT	100	No

Contact Fields in the ANI Opportunity Message (PRM ANI) ASI

The following table lists the Contact fields and their attributes in the ANI Opportunity Message (PRM ANI) ASI.

Name	XML Tag	Data Type	Length	Req.
Account Id	AccountId	DTYPE_ID	15	No
Account Integration Id	AccountIntegrationId	DTYPE_TEXT	30	No
Cellular Phone #	CellularPhone	DTYPE_TEXT	40	No
Comment	Comment	DTYPE_TEXT	255	No
DUNS Number	DUNSNumber	DTYPE_TEXT	15	No
Email Address	EmailAddress	DTYPE_TEXT	50	No
Fax Phone #	FaxPhone	DTYPE_TEXT	40	No

Name	XML Tag	Data Type	Length	Req.
First Name	FirstName	DTYPE_TEXT	50	No
Home Phone #	HomePhone	DTYPE_TEXT	40	No
Id	Id	DTYPE_ID	30	No
Job Title	JobTitle	DTYPE_TEXT	75	No
Last Name	LastName	DTYPE_TEXT	50	No
M/M	MM	DTYPE_TEXT	15	No
Middle Name	MiddleName	DTYPE_TEXT	50	No
Primary Account Name	PrimaryAccountName	DTYPE_TEXT	100	No
Work Phone #	WorkPhone	DTYPE_TEXT	40	No

Contact_Account Fields in the ANI Opportunity Message (PRM ANI) ASI

The following table lists the Contact_Account fields and their attributes in the ANI Opportunity Message (PRM ANI) ASI.

Name	XML Tag	Data Type	Length	Req.
Account	Name	DTYPE_TEXT	100	No
Account Location	Location	DTYPE_TEXT	50	No
Currency Code	CurrencyCode	DTYPE_TEXT	15	No
Customer Account Group	CustomerAccountGroup	DTYPE_TEXT	30	No
DUNS Number	DUNSNumber	DTYPE_TEXT	15	No
Group Type Code	GroupTypeCode	DTYPE_TEXT	30	No
IsPrimaryMVG	IsPrimaryMVG	DTYPE_TEXT	1	No
Party Type Code	PartyTypeCode	DTYPE_TEXT	30	No

Contact_Account_Business Address Fields in the ANI Opportunity Message (PRM ANI) ASI

The following table lists the Contact_Account_Business Address fields and their attributes in the ANI Opportunity Message (PRM ANI) ASI.

Name	XML Tag	Data Type	Length	Req.
Address Name	AddressName	DTYPE_TEXT	100	No
City	City	DTYPE_TEXT	50	No
Country	Country	DTYPE_TEXT	50	No
Email Address	EmailAddress	DTYPE_TEXT	50	No
IsPrimaryMVG	IsPrimaryMVG	DTYPE_TEXT	1	No
Phone Number	PhoneNumber	DTYPE_TEXT	40	No
Postal Code	PostalCode	DTYPE_TEXT	30	No
State	State	DTYPE_TEXT	10	No
Street Address	StreetAddress	DTYPE_TEXT	200	No
Street Address 2	StreetAddress2	DTYPE_TEXT	100	No

Contact_Personal Address Fields in the ANI Opportunity Message (PRM ANI) ASI

The following table lists the Contact_Personal Address fields and their attributes in the ANI Opportunity Message (PRM ANI) ASI.

Name	XML Tag	Data Type	Length	Req.
Address Name	AddressName	DTYPE_TEXT	100	No
Integration Id	IntegrationId	DTYPE_TEXT	30	No
IsPrimaryMVG	IsPrimaryMVG	DTYPE_TEXT	1	No
Personal City	PersonalCity	DTYPE_TEXT	50	No
Personal Country	PersonalCountry	DTYPE_TEXT	50	No

Name	XML Tag	Data Type	Length	Req.
Personal Postal Code	PersonalPostalCode	DTYPE_TEXT	30	No
Personal State	PersonalState	DTYPE_TEXT	10	No
Personal Street Address	PersonalStreetAddress	DTYPE_TEXT	200	No
Personal Street Address 2	PersonalStreetAddress2	DTYPE_TEXT	100	No

Message Details Fields in the ANI Opportunity Message (PRM ANI) ASI

The following table lists the Message Details fields and their attributes in the ANI Opportunity Message (PRM ANI) ASI.

Name	XML Tag	Data Type	Length	Req.
External Id	ExternalId	DTYPE_TEXT	250	No
External Id Description	ExternalIdDescription	DTYPE_TEXT	50	No
Internal Id	InternalId	DTYPE_TEXT	250	No
Internal Id Description	InternalIdDescription	DTYPE_TEXT	50	No
Message Generation Time Stamp	MessageGenerationTimeStamp	DTYPE_DATETIME	50	No
Method	Method	DTYPE_TEXT	50	No
Redirection URL	RedirectionURL	DTYPE_TEXT	50	No

Opportunity Fields in the ANI Opportunity Message (PRM ANI) ASI

The following table lists the Opportunity fields and their attributes in the ANI Opportunity Message (PRM ANI) ASI.

Name	XML Tag	Data Type	Length	Req.
Account	AccountName	DTYPE_TEXT	100	No
Account Id	AccountId	DTYPE_TEXT	30	No
Account Integration Id	AccountIntegrationId	DTYPE_TEXT	30	No

Name	XML Tag	Data Type	Length	Req.
Account Location	AccountLocation	DTYPE_TEXT	50	No
Currency Code	CurrencyCode	DTYPE_TEXT	15	No
DUNS Number	DUNSNumber	DTYPE_TEXT	15	No
Description	Description	DTYPE_TEXT	255	No
Id	Id	DTYPE_ID	30	No
Name	Name	DTYPE_TEXT	100	No
Parent Opportunity Name	ParentOpportunityName	DTYPE_TEXT	100	No
Primary Revenue Amount	PrimaryRevenueAmount	DTYPE_TEXT	22	No
Primary Revenue Class	PrimaryRevenueClass	DTYPE_TEXT	30	No
Primary Revenue Close Date	PrimaryRevenueCloseDate	DTYPE_DATETIME	50	No
Primary Revenue Type	PrimaryRevenueType	DTYPE_TEXT	30	No
Primary Revenue Win Probability	PrimaryRevenueWinProbability	DTYPE_NUMBER	22	No
Sales Method	SalesMethod	DTYPE_TEXT	30	No
Sales Stage	SalesStage	DTYPE_TEXT	30	No

Opportunity Note Fields in the ANI Opportunity Message (PRM ANI) ASI

The following table lists the Opportunity Note fields and their attributes in the ANI Opportunity Message (PRM ANI) ASI.

Name	XML Tag	Data Type	Length	Req.
Id	Id	DTYPE_ID	30	No
Note	Note	DTYPE_NOTE	1,000	No
Note Type	NoteType	DTYPE_TEXT	30	No
Opportunity Name	OpportunityName	DTYPE_TEXT	100	No

Name	XML Tag	Data Type	Length	Req.

Opportunity_Business Address Fields in the ANI Opportunity Message (PRM ANI) ASI

The following table lists the Opportunity_Business Address fields and their attributes in the ANI Opportunity Message (PRM ANI) ASI.

Name	XML Tag	Data Type	Length	Req.
City	City	DTYPE_TEXT	50	No
Country	Country	DTYPE_TEXT	50	No
Integration Id	IntegrationId	DTYPE_TEXT	30	No
IsPrimaryMVG	IsPrimaryMVG	DTYPE_TEXT	1	No
Postal Code	PostalCode	DTYPE_TEXT	30	No
State	State	DTYPE_TEXT	10	No
Stree Address Line 2	StreetAddressLine2	DTYPE_TEXT	100	No
Street Address	StreetAddress	DTYPE_TEXT	200	No

Organization Fields in the ANI Opportunity Message (PRM ANI) ASI

The following table lists the Organization fields and their attributes in the ANI Opportunity Message (PRM ANI) ASI.

Name	XML Tag	Data Type	Length	Req.
DUNS Number	DUNSNumber	DTYPE_TEXT	15	No
Id	Id	DTYPE_ID	15	No
Name	Name	DTYPE_TEXT	100	No

Organization Business Address Fields in the ANI Opportunity Message (PRM ANI) ASI

The following table lists the Organization Business Address fields and their attributes in the ANI Opportunity Message (PRM ANI) ASI.

Name	XML Tag	Data Type	Length	Req.
City	City	DTYPE_TEXT	50	No
Country	Country	DTYPE_TEXT	50	No
Integration Id	Integration Id	DTYPE_TEXT	30	No
IsPrimaryMVG	IsPrimaryMVG	DTYPE_TEXT	1	No
Postal Code	PostalCode	DTYPE_TEXT	30	No
State	State	DTYPE_TEXT	10	No
Street Address	StreetAddress	DTYPE_TEXT	200	No
Street Address 2	StreetAddress2	DTYPE_TEXT	100	No

Revenue Fields in the ANI Opportunity Message (PRM ANI) ASI

The following table lists the Revenue fields and their attributes in the ANI Opportunity Message (PRM ANI) ASI.

Name	XML Tag	Data Type	Length	Req.
Account	Account	DTYPE_TEXT	100	No
Account Location	AccountLocation	DTYPE_TEXT	50	No
Committed	Committed	DTYPE_TEXT	1	No
Currency Code	CurrencyCode4	DTYPE_TEXT	20	No
Date	Date	DTYPE_DATETIME	50	No
Description	Description	DTYPE_TEXT	100	No
Id	Id	DTYPE_ID	30	No
Part Number	PartNumber	DTYPE_TEXT	50	No
Price	Price	DTYPE_TEXT	22	No
Product	Product	DTYPE_TEXT	50	No

Name	XML Tag	Data Type	Length	Req.
Quantity	Quantity	DTYPE_NUMBER	22	No
Revenue	Revenue	DTYPE_TEXT	22	No
Revenue Class	RevenueClass	DTYPE_TEXT	30	No
Revenue Item Number	RevenueItemNumber	DTYPE_TEXT	30	No
Revenue Type	RevenueType	DTYPE_TEXT	30	No
Summary	Summary	DTYPE_TEXT	1	No
Win Probability	WinProbability	DTYPE_NUMBER	22	No

Transfer Details Fields in the ANI Opportunity Message (PRM ANI) ASI

The following table lists the Transfer Details fields and their attributes in the ANI Opportunity Message (PRM ANI) ASI.

Name	XML Tag	Data Type	Length	Req.
Transfer Date	TransferDate	DTYPE_DATETIME	50	No
Transfer Recipient	TransferRecipient	DTYPE_TEXT	20	No
Transfer Status	TransferStatus	DTYPE_TEXT	50	No
Transfer Status Message	TransferStatusMessage	DTYPE_TEXT	200	No

ANI Message Header (PRM ANI)

The ANI Message Header ASI (PRM ANI) encapsulates information related to the exchange of the Opportunity Sharing message, such as whether the creation or update of the opportunity was successful.

The following table lists the primary integration components of ANI Message Header (PRM ANI).

Integration Component	XML Tag	User Keys
Message Details	MessageDetails	No user keys.

Integration Component	XML Tag	User Keys
Transfer Details	TransferDetails	No user keys.

Message Details Fields in the ANI Message Header (PRM ANI) ASI

The following table lists the Message Details fields and their attributes in the ANI Message Header (PRM ANI) ASI.

Name	XML Tag	Data Type	Length	Req.
External Id	ExternalId	DTYPE_TEXT	N/A	No
External Id Description	ExternalIdDescription	DTYPE_TEXT	N/A	No
Internal Id	InternalId	DTYPE_TEXT	N/A	No
Internal Id Description	InternalIdDescription	DTYPE_TEXT	N/A	No
Message Generation Time Stamp	MessageGenerationTimeStamp	DTYPE_DATETIME	N/A	No
Method	Method	DTYPE_TEXT	N/A	No
Redirection URL	RedirectionURL	DTYPE_TEXT	N/A	No

Transfer Details Fields in the ANI Message Header (PRM ANI) ASI

The following table lists the Transfer Details fields and their attributes in the ANI Message Header (PRM ANI) ASI.

Name	XML Tag	Data Type	Length	Req.
Transfer Date	TransferDate	DTYPE_DATETIME	N/A	No
Transfer Recipient	TransferRecipient	DTYPE_TEXT	N/A	No
Transfer Status	TransferStatus	DTYPE_TEXT	N/A	No
Transfer Status Message	TransferStatusMessage	DTYPE_TEXT	N/A	No

Opportunity (PRM ANI)

The Opportunity (PRM ANI) ASI encapsulates all the data that is directly related to the Opportunity object. This data includes fields such as Opportunity Name, Status, and so on.

The following table lists the primary integration components of Opportunity (PRM ANI).

Integration Component	XML Tag	User Keys
Action	Action	<ol style="list-style-type: none"> 1. Due, Id, Type 2. Comment, Description, Due, Type 3. Comment, Description, Due, Type
Contact	Contact	<ol style="list-style-type: none"> 1. DUNS Number, First Name, ID, Last Name, Middle Name 2. DUNS Number, First Name, Last Name, Middle Name 3. First Name, Last Name, Middle Name, Primary Account Name 4. First Name, Last Name, Middle Name, Primary Account Name 5. First Name, Last Name
Contact_Account	Contact_Account	<ul style="list-style-type: none"> • Account, Account Location
Contact_Account_Business Address	Contact_Account_BusinessAddress	<ol style="list-style-type: none"> 1. City, Country, Postal Code, State, Street Address, Street Address 2 2. Address Name, City, Postal Code, State, Street Address 3. City, Postal Code, State 4. Address Name
Contact_Personal Address	Contact_PersonalAddress	<ol style="list-style-type: none"> 1. City, Country, Postal Code, State, Street Address, Street Address 2 2. Address Name, City, Postal Code, State, Street Address 3. City, Integration Id, Postal Code, State 4. Integration Id
Opportunity	Opportunity	<ul style="list-style-type: none"> • Name
Opportunity Note	OpportunityNote	<ol style="list-style-type: none"> 1. Note, Note Type, Oppty Name 2. Note Type, Oppty Name 3. Note, Note Type 4. Note Type 5. Id
Opportunity_Business Address	OpportunityBusinessAddress	<ol style="list-style-type: none"> 1. Address Name, City, Country, Postal Code, State, Street Address, Street Address 2 2. City, Postal Code, State, Street Address 3. City, Integration Id, Postal Code, State 4. Integration Id

Integration Component	XML Tag	User Keys
Revenue	Revenue	<ul style="list-style-type: none"> Revenue Item Number

Action Fields in Opportunity (PRM ANI) ASI

The following table lists the Action fields and their attributes in the Opportunity (PRM ANI) ASI.

Name	XML Tag	Data Type	Length	Req.
Comment	Comment	DTYPE_TEXT	1,500	No
Description	Description	DTYPE_TEXT	100	No
Done	Done	DTYPE_TEXT	50	No
Due	Due	DTYPE_TEXT	50	No
Id	Id	DTYPE_ID	30	No
Planned	Planned	DTYPE_TEXT	50	No
Planned Completion	PlannedCompletion	DTYPE_TEXT	50	No
Priority	Priority	DTYPE_TEXT	30	No
Started	Started	DTYPE_TEXT	50	No
Status	Status	DTYPE_TEXT	30	No
Type	Type	DTYPE_TEXT	30	No

Contact Fields in Opportunity (PRM ANI) ASI

The following table lists the Contact fields and their attributes in the Opportunity (PRM ANI) ASI.

Name	XML Tag	Data Type	Length	Req.
Account Id	AccountId	DTYPE_ID	15	No
Account Integration Id	AccountIntegrationId	DTYPE_TEXT	30	No
Cellular Phone #	CellularPhone	DTYPE_TEXT	40	No

Name	XML Tag	Data Type	Length	Req.
Comment	Comment	DTYPE_TEXT	255	No
DUNS Number	DUNSNumber	DTYPE_TEXT	15	No
Email Address	EmailAddress	DTYPE_TEXT	50	No
Fax Phone #	FaxPhone	DTYPE_TEXT	40	No
First Name	FirstName	DTYPE_TEXT	50	No
Home Phone #	HomePhone	DTYPE_TEXT	40	No
Id	Id	DTYPE_ID	30	No
Job Title	JobTitle	DTYPE_TEXT	75	No
Last Name	LastName	DTYPE_TEXT	50	No
M/M	MM	DTYPE_TEXT	15	No
Middle Name	MiddleName	DTYPE_TEXT	50	No
Primary Account Name	PrimaryAccountName	DTYPE_TEXT	100	No
Work Phone #	WorkPhone	DTYPE_TEXT	40	No

Contact_Account Fields in Opportunity (PRM ANI) ASI

The following table lists the Contact_Account fields and their attributes in the Opportunity (PRM ANI) ASI.

Name	XML Tag	Data Type	Length	Req.
Account	Name	DTYPE_TEXT	100	No
Account Location	Location	DTYPE_TEXT	50	No
Currency Code	CurrencyCode	DTYPE_TEXT	15	No
Customer Account Group	CustomerAccountGroup	DTYPE_TEXT	30	No

Name	XML Tag	Data Type	Length	Req.
DUNS Number	DUNSNumber	DTYPE_TEXT	15	No
Group Type Code	GroupTypeCode	DTYPE_TEXT	30	No
IsPrimaryMVG	IsPrimaryMVG	DTYPE_TEXT	1	No
Party Type Code	PartyTypeCode	DTYPE_TEXT	30	No

Contact_Account_Business Address Fields in Opportunity (PRM ANI) ASI

The following table lists the Contact_Account_Business Address fields and their attributes in the Opportunity (PRM ANI) ASI.

Name	XML Tag	Data Type	Length	Req.
Address Name	AddressName	DTYPE_TEXT	100	No
City	City	DTYPE_TEXT	50	No
Country	Country	DTYPE_TEXT	50	No
Email Address	EmailAddress	DTYPE_TEXT	50	No
IsPrimaryMVG	IsPrimaryMVG	DTYPE_TEXT	1	No
Phone Number	PhoneNumber	DTYPE_TEXT	40	No
Postal Code	PostalCode	DTYPE_TEXT	30	No
State	State	DTYPE_TEXT	10	No
Street Address	StreetAddress	DTYPE_TEXT	200	No
Street Address 2	StreetAddress2	DTYPE_TEXT	100	No

Contact_Personal Address Fields in Opportunity (PRM ANI) ASI

The following table lists the Contact_Personal Address fields and their attributes in the Opportunity (PRM ANI) ASI.

Name	XML Tag	Data Type	Length	Req.
Address Name	AddressName	DTYPE_TEXT	100	No
Integration Id	IntegrationId	DTYPE_TEXT	30	No
IsPrimaryMVG	IsPrimaryMVG	DTYPE_TEXT	1	No
Personal City	PersonalCity	DTYPE_TEXT	50	No
Personal Country	PersonalCountry	DTYPE_TEXT	50	No
Personal Postal Code	PersonalPostalCode	DTYPE_TEXT	30	No
Personal State	PersonalState	DTYPE_TEXT	10	No
Personal Street Address	PersonalStreetAddress	DTYPE_TEXT	200	No
Personal Street Address 2	PersonalStreetAddress2	DTYPE_TEXT	100	No

Opportunity Fields in Opportunity (PRM ANI) ASI

The following table lists the Opportunity fields and their attributes in the Opportunity (PRM ANI) ASI.

Name	XML Tag	Data Type	Length	Req.
Account	AccountName	DTYPE_TEXT	100	No
Account Integration Id	AccountIntegrationId	DTYPE_TEXT	30	No
Account Location	AccountLocation	DTYPE_TEXT	50	No
Currency Code	CurrencyCode	DTYPE_TEXT	15	No
DUNS Number	DUNSNumber	DTYPE_TEXT	15	No
Description	Description	DTYPE_TEXT	255	No
Id	Id	DTYPE_ID	30	No
Name	Name	DTYPE_TEXT	100	No
Parent Opportunity Name	ParentOpportunityName	DTYPE_TEXT	100	No

Name	XML Tag	Data Type	Length	Req.
Primary Revenue Amount	PrimaryRevenueAmount	DTYPE_TEXT	22	No
Primary Revenue Class	PrimaryRevenueClass	DTYPE_TEXT	30	No
Primary Revenue Close Date	PrimaryRevenueCloseDate	DTYPE_DATETIME	50	No
Primary Revenue Type	PrimaryRevenueType	DTYPE_TEXT	30	No
Primary Revenue Win Probability	PrimaryRevenueWinProbability	DTYPE_NUMBER	22	No
Sales Method	SalesMethod	DTYPE_TEXT	30	No
Sales Stage	SalesStage	DTYPE_TEXT	30	No

Opportunity Note Fields in Opportunity (PRM ANI) ASI

The following table lists the Opportunity Note fields and their attributes in the Opportunity (PRM ANI) ASI.

Name	XML Tag	Data Type	Length	Req.
Id	Id	DTYPE_ID	30	No
Note	Note	DTYPE_NOTE	1,000	No
Note Type	NoteType	DTYPE_TEXT	30	No
Opportunity Name	OpportunityName	DTYPE_TEXT	100	No

Opportunity_Business Address Fields in Opportunity (PRM ANI) ASI

The following table lists the Opportunity_Business Address fields and their attributes in the Opportunity (PRM ANI) ASI.

Name	XML Tag	Data Type	Length	Req.
Address Name	AddressName	DTYPE_TEXT	50	No
City	City	DTYPE_TEXT	50	No
Country	Country	DTYPE_TEXT	50	No

Name	XML Tag	Data Type	Length	Req.
Integration Id	IntegrationId	DTYPE_TEXT	30	No
IsPrimaryMVG	IsPrimaryMVG	DTYPE_TEXT	1	No
Postal Code	PostalCode	DTYPE_TEXT	30	No
State	State	DTYPE_TEXT	10	No
Stree Address Line 2	StreeAddressLine2	DTYPE_TEXT	100	No
Street Address	StreetAddress	DTYPE_TEXT	200	No

Revenue Fields in Opportunity (PRM ANI) ASI

The following table lists the Revenue fields and their attributes in the Opportunity (PRM ANI) ASI.

Name	XML Tag	Data Type	Length	Req.
Account	Account	DTYPE_TEXT	100	No
Account Location	AccountLocation	DTYPE_TEXT	50	No
Committed	Committed	DTYPE_TEXT	1	No
Currency Code	CurrencyCode	DTYPE_TEXT	20	No
Date	Date	DTYPE_DATETIME	50	No
Description	Description	DTYPE_TEXT	100	No
Id	Id	DTYPE_ID	30	No
Part Number	PartNumber	DTYPE_TEXT	50	No
Price	Price	DTYPE_TEXT	22	No
Product	Product	DTYPE_TEXT	50	No
Quantity	Quantity	DTYPE_NUMBER	22	No
Revenue	Revenue	DTYPE_TEXT	22	No

Name	XML Tag	Data Type	Length	Req.
Revenue Class	RevenueClass	DTYPE_TEXT	30	No
Revenue Item Number	RevenueItemNumber	DTYPE_TEXT	30	No
Revenue Type	RevenueType	DTYPE_TEXT	30	No
Summary	Summary	DTYPE_TEXT	1	No
Win Probability	WinProbability	DTYPE_NUMBER	22	No

Destination Channel Partner (PRM ANI)

The Destination Channel Partner (PRM ANI) ASI encapsulates information related to the partner company with which the opportunity is being shared. Examples of this information include Partner DUNS Number and Company Name.

The following table lists the primary integration components of Destination Channel Partner (PRM ANI).

Integration Component	XML Tag	User Keys
Channel Partner	ChannelPartner	<ul style="list-style-type: none"> Location, Name
Channel Partner Business Address	ChannelPartnerAddress	<ul style="list-style-type: none"> Account Id, Address Name

Channel Partner Fields in Destination Channel Partner (PRM ANI) ASI

The following table lists the Channel Partner fields and their attributes in the Destination Channel Partner (PRM ANI) ASI.

Name	XML Tag	Data Type	Length	Required
DUNS Number	DUNSNumber	DTYPE_TEXT	15	No
Location	Location	DTYPE_TEXT	50	No
Name	Name	DTYPE_TEXT	100	No

Channel Partner Business Address Fields in Destination Channel Partner (PRM ANI) ASI

The following table lists the Channel Partner Business Address fields and their attributes in the Destination Channel Partner (PRM ANI) ASI.

Name	XML Tag	Data Type	Length	Required
Account Id	AccountId	DTYPE_ID	15	No
Address Name	AddressName	DTYPE_TEXT	100	No
City	City	DTYPE_TEXT	50	No
Country	Country	DTYPE_TEXT	50	No
County	County	DTYPE_TEXT	50	No
Email Address	EmailAddress	DTYPE_TEXT	50	No
Phone Number	PhoneNumber	DTYPE_TEXT	N/A	No
Postal Code	PostalCode	DTYPE_TEXT	30	No
Province	Province	DTYPE_TEXT	50	No
State	State	DTYPE_TEXT	10	No
Street Address	StreetAddress	DTYPE_TEXT	200	No
Street Address 2	StreetAddress2	DTYPE_TEXT	100	No

Source Organization (PRM ANI)

The Source Organization (PRM ANI) ASI encapsulates information related to the source company that is initiating the create or update opportunity message. Examples of this information include Partner DUNS Number, Company Name, and so on.

The following table lists the primary integration components of Source Organization (PRM ANI).

Integration Component	XML Tag	User Keys
Organization	Organization	<ul style="list-style-type: none"> DUNS Number
Organization Business Address	OrganizationAddress	<ul style="list-style-type: none"> Account Id, Address Name

Organization Fields in Source Organization (PRM ANI) ASI

The following table lists the Organization fields and their attributes in the Source Organization (PRM ANI) ASI.

Name	XML Tag	Data Type	Length	Required
DUNS Number	DUNSNNumber	DTYPE_TEXT	15	No
Id	Id	DTYPE_ID	15	No
Name	Name	DTYPE_TEXT	100	No

Organization Business Address Fields in Source Organization (PRM ANI) ASI

The following table lists the Organization Business Address fields and their attributes in the Source Organization (PRM ANI) ASI.

Name	XML Tag	Data Type	Length	Required
Account Id	AccountId	DTYPE_ID	15	No
Address Name	AddressName	DTYPE_TEXT	100	No
City	City	DTYPE_TEXT	50	No
Country	Country	DTYPE_TEXT	50	No
County	County	DTYPE_TEXT	50	No
Email Address	EmailAddress	DTYPE_TEXT	50	No
Phone Number	PhoneNumber	DTYPE_TEXT	N/A	No
Postal Code	PostalCode	DTYPE_TEXT	30	No
Province	Province	DTYPE_TEXT	50	No

Name	XML Tag	Data Type	Length	Required
State	State	DTYPE_TEXT	10	No
Street Address	StreetAddress	DTYPE_TEXT	200	No
Street Address 2	StreetAddress2	DTYPE_TEXT	100	No

Opportunity Account (PRM ANI)

The Opportunity Account (PRM ANI) ASI encapsulates account-related information for all the opportunity accounts identified in the opportunity message.

The following table lists the primary integration components of Opportunity Account (PRM ANI).

Integration Component	XML Tag	User Keys
Account	Account	<ul style="list-style-type: none">Location, Name
Account Business Address	Account_BusinessAddress	<ol style="list-style-type: none">City, Country, Postal Code, State, Street Address, Street Address 2Address Name, City, Postal Code, State, Street AddressCity, Postal Code, StateAddress Name

AccountFields in Opportunity Account (PRM ANI) ASI

The following table lists the Account fields and their attributes in the Opportunity Account (PRM ANI) ASI.

Name	XML Tag	Data Type	Length	Required
Currency Code	CurrencyCode	DTYPE_TEXT	15	No
Customer Account Group	CustomerAccountGroup	DTYPE_TEXT	30	No
DUNS Number	DUNSNumber	DTYPE_TEXT	15	No
Group Type Code	GroupTypeCode	DTYPE_TEXT	30	No
Id	Id	DTYPE_ID	30	No
Location	Location	DTYPE_TEXT	50	No

Name	XML Tag	Data Type	Length	Required
Name	Name	DTYPE_TEXT	100	No
Party Type Code	PartyTypeCode	DTYPE_TEXT	30	No

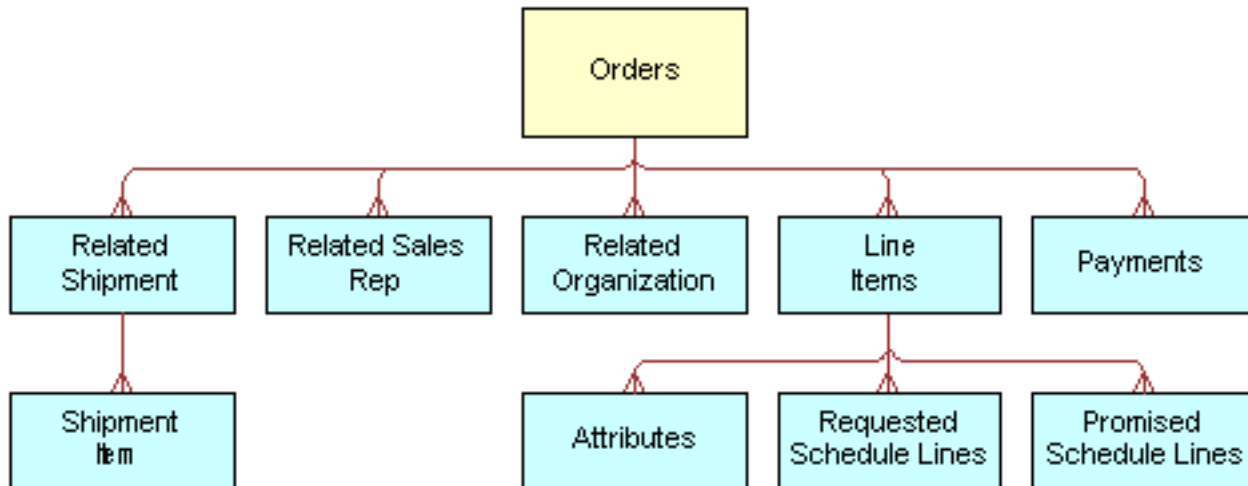
Account Business Address Fields in Opportunity Account (PRM ANI) ASI

The following table lists the Account Business Address fields and their attributes in the Opportunity Account (PRM ANI) ASI.

Name	XML Tag	Data Type	Length	Required
Address Name	AddressName	DTYPE_TEXT	100	No
City	City	DTYPE_TEXT	50	No
Country	Country	DTYPE_TEXT	50	No
Email Address	EmailAddress	DTYPE_TEXT	50	No
IsPrimaryMVG	IsPrimaryMVG	DTYPE_TEXT	1	No
Phone Number	PhoneNumber	DTYPE_TEXT	40	No
Postal Code	PostalCode	DTYPE_TEXT	30	No
State	State	DTYPE_TEXT	10	No
Street Address	StreetAddress	DTYPE_TEXT	200	No
Street Address 2	StreetAddress2	DTYPE_TEXT	100	No

Siebel Order

The Siebel Order ASI allows customers to accurately capture and validate orders in order to submit them to a fulfillment system. The following image shows the structure of the Siebel Order ASI, which contains the following components: Related Shipment (Shipment Item child), Related Sales Rep, Related Organization, Line Items, Payments. Line Items has the following children: Attributes, Requested Schedule Lines, Promised Schedule Lines.



The following table lists the integration components of this ASI.

Integration Component	XML Tag	User Keys
Attributes	Attributes	<ol style="list-style-type: none"> 1. Id 2. Integration Id 3. Name
Line Items	LineItems	<ol style="list-style-type: none"> 1. Id 2. Integration Id 3. Line Number
Orders	Orders	<ol style="list-style-type: none"> 1. Id 2. Integration Id 3. Order Number, Order Type, Primary Organization, Revision 4. External Order Number 5. Order Number, Order Type, Organization DUNS Number, Revision
Payments	Payments	<ol style="list-style-type: none"> 1. Id 2. Integration Id 3. Payment Number, Payment Type
Promised Schedule Lines	PromisedScheduleLines	<ol style="list-style-type: none"> 1. Id 2. Integration Id 3. Line Item Action Number
Related Organization	RelatedOrganization	<ol style="list-style-type: none"> 1. Id 2. Integration Id 3. Name
Related Sales Rep	RelatedSalesRep	<ol style="list-style-type: none"> 1. Id 2. Integration Id 3. Position Name 4. Login

Integration Component	XML Tag	User Keys
Related Shipment	RelatedShipment	<ol style="list-style-type: none"> 1. Id 2. Integration Id 3. Shipment Number
Requested Schedule Lines	RequestedScheduleLines	<ol style="list-style-type: none"> 1. Id 2. Integration Id 3. Line Number
Shipment Item	ShipmentItem	<ol style="list-style-type: none"> 1. Id 2. Integration Id 3. Line Number

The Siebel Order ASI uses the same user keys as the Orders integration component. You can use the component fields for the integration, which means that values for each of these fields can be written to an XML file for transport.

Attributes Fields in Siebel Order ASI

The following table lists the Attribute fields and their attributes in Siebel Order ASI.

Name	XML Tag	Data Type	Length	Req.
Action Code	ActionCode	DTYPE_TEXT	30	No
Attribute Id	Attributeld	DTYPE_ID	NA	No
Data Type	DataType	DTYPE_TEXT	30	No
Description	Description	DTYPE_TEXT	255	No
Hidden	Hidden	DTYPE_TEXT	NA	No
Id	Id	DTYPE_ID	30	No
Integration Id	IntegrationId	DTYPE_TEXT	30	No
LOV Type	ListOfValueType	DTYPE_TEXT	30	No
Name	Name	DTYPE_TEXT	75	No
Object Id	ObjectId	DTYPE_ID	NA	No
Read Only	ReadOnly	DTYPE_TEXT	NA	No
Required	Required	DTYPE_TEXT	NA	No

Name	XML Tag	Data Type	Length	Req.
Sequence	Sequence	DTYPE_NUMBER	NA	No
Validation	Validation	DTYPE_TEXT	250	No
Value	Value	DTYPE_TEXT	100	No
operation	operation	DTYPE_TEXT	30	No

Line Items Fields in Siebel Order ASI

The following table lists the Line Items fields and their attributes in Siebel Order ASI.

Name	XML Tag	Data Type	Length	Req.
Action Code	ActionCode	DTYPE_TEXT	30	No
Asset Id	AssetId	DTYPE_ID	NA	No
Asset Integration Id	AssetIntegrationId	DTYPE_TEXT	30	No
Asset Number	AssetNumber	DTYPE_TEXT	NA	No
Available Date	AvailableDate	DTYPE_TEXT	NA	No
Available Quantity	AvailableQuantity	DTYPE_NUMBER	NA	No
Available Status	AvailableStatus	DTYPE_TEXT	30	No
Available Status As Of Date	AvailableStatusAsOfDate	DTYPE_TEXT	NA	No
Base Price	BasePrice	DTYPE_TEXT	NA	No
Billable Flag	BillableFlag	DTYPE_TEXT	NA	No
Billing Account Id	BillingAccountId	DTYPE_ID	NA	No
Cancelled Quantity	CancelledQuantity	DTYPE_NUMBER	NA	No
Carrier Priority	CarrierPriority	DTYPE_TEXT	30	No
Covered Product Unit Price	CoveredProductUnitPrice	DTYPE_TEXT	NA	No

Name	XML Tag	Data Type	Length	Req.
Delivery Status	DeliveryStatus	DTYPE_TEXT	30	No
Description	Description	DTYPE_TEXT	NA	No
Destination Inventory Location	DestinationInventoryLocation	DTYPE_TEXT	100	No
Destination Inventory Location Id	DestinationInventoryLocationId	DTYPE_ID	NA	No
Destination Inventory Location Integration Id	DestinationInventoryLocationIntegrationId	DTYPE_TEXT	30	No
Discount Amount	DiscountAmount	DTYPE_TEXT	NA	No
Extended Quantity	ExtendedQuantity	DTYPE_NUMBER	NA	No
Freight Amount	FreightAmount	DTYPE_TEXT	NA	No
Has Children	HasChildren	DTYPE_TEXT	NA	No
Hold Flag	HoldFlag	DTYPE_TEXT	NA	No
Hold Reason	HoldReason	DTYPE_TEXT	30	No
Id	Id	DTYPE_ID	30	No
Integration Id	IntegrationId	DTYPE_TEXT	30	No
Integration Status	IntegrationStatus	DTYPE_TEXT	30	No
Integration Status As Of Date	IntegrationStatusAsOfDate	DTYPE_TEXT	NA	No
Invoiced Quantity	InvoicedQuantity	DTYPE_NUMBER	NA	No
IsComplexProduct	IsComplexProduct	DTYPE_TEXT	NA	No
Item Price	ItemPrice	DTYPE_TEXT	NA	No
Line Number	LineNumber	DTYPE_NUMBER	NA	No
Loaner Flag	LoanerFlag	DTYPE_TEXT	NA	No

Name	XML Tag	Data Type	Length	Req.
Net Price	NetPrice	DTYPE_TEXT	NA	No
Note	Note	DTYPE_TEXT	1,500	No
Order Header Id	OrderHeaderId	DTYPE_ID	NA	No
Order Number	OrderNumber	DTYPE_TEXT	30	No
Package Name (Inbound)	PackageNameInbound	DTYPE_TEXT	50	No
Package Name (Outbound)	PackageNameOutbound	DTYPE_TEXT	NA	No
Parent Order Item Id	ParentOrderItemId	DTYPE_ID	NA	No
Parent Order Item Number	ParentOrderItemNumber	DTYPE_NUMBER	NA	No
Part Number	PartNumber	DTYPE_TEXT	50	No
Partial Ship	PartialShip	DTYPE_TEXT	NA	No
Product	Product	DTYPE_TEXT	100	No
Product Global Identifier	ProductGlobalIdentifier	DTYPE_TEXT	50	No
Product Id	ProductId	DTYPE_ID	NA	No
Product Integration Id	ProductIntegrationId	DTYPE_TEXT	30	No
Product Port Id	ProductPortId	DTYPE_ID	15	No
Requested Date	RequestedDate	DTYPE_TEXT	NA	No
Requested Quantity	RequestedQuantity	DTYPE_NUMBER	NA	No
Return To Account DUNS Number	ReturnToAccountDUNSNumber	DTYPE_TEXT	9	No
Return To Account Id	ReturnToAccountId	DTYPE_ID	NA	No
Return To Account Integration Id	ReturnToAccountIntegrationId	DTYPE_TEXT	30	No
Return To Account Name	ReturnToAccountName	DTYPE_TEXT	100	No

Name	XML Tag	Data Type	Length	Req.
Return To Account Site	ReturnToAccountSite	DTYPE_TEXT	50	No
Return To Address Id	ReturnToAddressId	DTYPE_ID	NA	No
Return To Address Integration Id	ReturnToAddressIntegrationId	DTYPE_TEXT	30	No
Return To Contact Id	ReturnToContactId	DTYPE_ID	NA	No
Return To Contact Integration Id	ReturnToContactIntegrationId	DTYPE_TEXT	30	No
Return To First Name	ReturnToFirstName	DTYPE_TEXT	50	No
Return To Last Name	ReturnToLastName	DTYPE_TEXT	50	No
Rollup Item Price	RollupItemPrice	DTYPE_TEXT	NA	No
Root Order Item Id	RootOrderItemId	DTYPE_ID	NA	No
Sales Unit of Measure	SalesUnitofMeasure	DTYPE_TEXT	30	No
Ship Complete	ShipComplete	DTYPE_TEXT	NA	No
Ship Date	ShipDate	DTYPE_DATETIME	NA	No
Ship Instruction	ShipInstruction	DTYPE_TEXT	250	No
Ship Quantity	ShipQuantity	DTYPE_NUMBER	NA	No
Ship To Account	ShipToAccount	DTYPE_TEXT	100	No
Ship To Account DUNS Number	ShipToAccountDUNSNumber	DTYPE_TEXT	9	No
Ship To Account Id	ShipToAccountId	DTYPE_ID	NA	No
Ship To Account Integration Id	ShipToAccountIntegrationId	DTYPE_TEXT	30	No
Ship To Account Site	ShipToAccountSite	DTYPE_TEXT	50	No
Ship To Address	ShipToAddress	DTYPE_TEXT	50	No
Ship To Address 2	ShipToAddress2	DTYPE_TEXT	50	No

Name	XML Tag	Data Type	Length	Req.
Ship To Address Id	ShipToAddressId	DTYPE_ID	NA	No
Ship To City	ShipToCity	DTYPE_TEXT	30	No
Ship To Contact - First Name	ShipToContact-FirstName	DTYPE_TEXT	50	No
Ship To Contact - Last Name	ShipToContact-LastName	DTYPE_TEXT	50	No
Ship To Contact Id	ShipToContactId	DTYPE_ID	NA	No
Ship To Contact Integration Id	ShipToContactIntegrationId	DTYPE_TEXT	30	No
Ship To Country	ShipToCountry	DTYPE_TEXT	15	No
Ship To State	ShipToState	DTYPE_TEXT	15	No
Ship To Zip	ShipToZip	DTYPE_TEXT	15	No
Ship to Address Integration Id	ShiptoAddressIntegrationId	DTYPE_TEXT	30	No
Shipping Carrier	ShippingCarrier	DTYPE_TEXT	30	No
Shipping Charges	ShippingCharges	DTYPE_TEXT	NA	No
Shipping Method	ShippingMethod	DTYPE_TEXT	30	No
Shipping Terms	ShippingTerms	DTYPE_TEXT	30	No
Single Source	SingleSource	DTYPE_TEXT	NA	No
Smart Part Number	SmartPartNumber	DTYPE_TEXT	250	No
Source Inventory Loc Integration Id	SourceInventoryLocationIntegrationId	DTYPE_TEXT	30	No
Source Inventory Location	SourceInventoryLocation	DTYPE_TEXT	100	No
Source Inventory Location Id	SourceInventoryLocationId	DTYPE_ID	NA	No
Start Price	StartPrice	DTYPE_TEXT	NA	No
Status	Status	DTYPE_TEXT	30	No

Name	XML Tag	Data Type	Length	Req.
Status As Of Date	StatusAsOfDate	DTYPE_TEXT	NA	No
Tax Amount	TaxAmount	DTYPE_TEXT	NA	No
Unit Price	UnitPrice	DTYPE_TEXT	NA	No
Unit of Measure	UnitofMeasure	DTYPE_TEXT	30	No
Volume	Volume	DTYPE_NUMBER	NA	No
Volume Unit of Measure	VolumeUnitofMeasure	DTYPE_TEXT	30	No
Weight	Weight	DTYPE_NUMBER	NA	No
Weight Unit of Measure	WeightUnitofMeasure	DTYPE_TEXT	30	No
operation	operation	DTYPE_TEXT	30	No

Orders Fields in Siebel Order ASI

The following table lists the Orders fields and their attributes in Siebel Order ASI.

Name	XML Tag	Data Type	Length	Req.
Account	Account	DTYPE_TEXT	100	No
Account DUNS Number	AccountDUNSNumber	DTYPE_TEXT	9	No
Account Id	AccountId	DTYPE_ID	NA	No
Account Integration Id	AccountIntegrationId	DTYPE_TEXT	30	No
Account Site	AccountSite	DTYPE_TEXT	100	No
Active	Active	DTYPE_TEXT	NA	No
Approved	Approved	DTYPE_TEXT	NA	No
Approved By	ApprovedBy	DTYPE_TEXT	NA	No
Approved By Date	ApprovedByDate	DTYPE_TEXT	NA	No

Name	XML Tag	Data Type	Length	Req.
Available Date	AvailableDate	DTYPE_TEXT	NA	No
Available Status	AvailableStatus	DTYPE_TEXT	30	No
Available Status As Of Date	AvailableStatusAsOfDate	DTYPE_TEXT	NA	No
Bill To - First Name	BillTo-FirstName	DTYPE_TEXT	50	No
Bill To - Last Name	BillTo-LastName	DTYPE_TEXT	50	No
Bill To Account	BillToAccount	DTYPE_TEXT	100	No
Bill To Account DUNS Number	BillToAccountDUNSNumber	DTYPE_TEXT	9	No
Bill To Account Id	BillToAccountId	DTYPE_ID	NA	No
Bill To Account Integration Id	BillToAccountIntegrationId	DTYPE_TEXT	30	No
Bill To Account Site	BillToAccountSite	DTYPE_TEXT	50	No
Bill To Address	BillToAddress	DTYPE_TEXT	50	No
Bill To Address 2	BillToAddress2	DTYPE_TEXT	50	No
Bill To Address Id	BillToAddressId	DTYPE_ID	NA	No
Bill To Address Integration Id	BillToAddressIntegrationId	DTYPE_TEXT	30	No
Bill To City	BillToCity	DTYPE_TEXT	30	No
Bill To Contact Id	BillToContactId	DTYPE_ID	NA	No
Bill To Contact Integration Id	BillToContactIntegrationId	DTYPE_TEXT	30	No
Bill To Country	BillToCountry	DTYPE_TEXT	15	No
Bill To State	BillToState	DTYPE_TEXT	30	No
Bill To Zip	BillToZip	DTYPE_TEXT	15	No
Billable Flag	BillableFlag	DTYPE_TEXT	NA	No

Name	XML Tag	Data Type	Length	Req.
Billing Block	BillingBlock	DTYPE_TEXT	30	No
Campaign Id	CampaignId	DTYPE_ID	NA	No
Campaign Integration Id	CampaignIntegrationId	DTYPE_TEXT	30	No
Campaign Name	CampaignName	DTYPE_TEXT	100	No
Carrier	Carrier	DTYPE_TEXT	30	No
Carrier Priority	CarrierPriority	DTYPE_TEXT	30	No
Comments	Comments	DTYPE_TEXT	250	No
Contact First Name	ContactFirstName	DTYPE_TEXT	50	No
Contact Id	ContactId	DTYPE_ID	NA	No
Contact Integration Id	ContactIntegrationId	DTYPE_TEXT	30	No
Contact Last Name	ContactLastName	DTYPE_TEXT	50	No
Contract Id	ContractId	DTYPE_ID	NA	No
Contract Integration Id	ContractIntegrationId	DTYPE_TEXT	30	No
Contract Name	ContractName	DTYPE_TEXT	50	No
Credit Status	CreditStatus	DTYPE_TEXT	NA	No
Currency Code	CurrencyCode	DTYPE_TEXT	20	No
Delivery Status	DeliveryStatus	DTYPE_TEXT	30	No
Description	Description	DTYPE_TEXT	255	No
Destination Inventory Id	DestinationInventoryLocationId	DTYPE_ID	NA	No
Destination Inventory Location	DestinationInventoryLocation	DTYPE_TEXT	100	No

Name	XML Tag	Data Type	Length	Req.
Destination Inventory Location Integration Id	DestinationInventoryLocationIntegrati	DTYPE_TEXT	30	No
Discount Amount	DiscountAmount	DTYPE_TEXT	NA	No
Entitlement Id	EntitlementId	DTYPE_ID	NA	No
Entitlement Name	EntitlementName	DTYPE_TEXT	50	No
External Order Number	ExternalOrderNumber	DTYPE_TEXT	NA	No
Hold Flag	HoldFlag	DTYPE_TEXT	NA	No
Hold Reason	HoldReason	DTYPE_TEXT	30	No
Id	Id	DTYPE_ID	30	No
Integration Id	IntegrationId	DTYPE_TEXT	30	No
Integration Message	IntegrationMessage	DTYPE_TEXT	2,000	No
Integration Status	IntegrationStatus	DTYPE_TEXT	30	No
Integration Status As Of Date	IntegrationStatusAsOfDate	DTYPE_TEXT	NA	No
Opportunity Id	OpportunityId	DTYPE_ID	NA	No
Opportunity Integration Id	OpportunityIntegrationId	DTYPE_TEXT	30	No
Opportunity Name	OpportunityName	DTYPE_TEXT	100	No
Order Date	OrderDate	DTYPE_TEXT	NA	No
Order Number	OrderNumber	DTYPE_TEXT	30	No
Order Priority	OrderPriority	DTYPE_TEXT	30	No
Order Type	OrderType	DTYPE_TEXT	30	No
Order Type Id	OrderTypeId	DTYPE_ID	NA	No
Organization DUNS Number	OrganizationDUNSNumber	DTYPE_TEXT	9	No

Name	XML Tag	Data Type	Length	Req.
Parent Order Id	ParentOrderId	DTYPE_ID	NA	No
Partial Ship	PartialShip	DTYPE_TEXT	NA	No
Pay To Account	PayToAccount	DTYPE_TEXT	100	No
Pay To Account DUNS Number	PayToAccountDUNSNumber	DTYPE_TEXT	9	No
Pay To Account Id	PayToAccountId	DTYPE_ID	NA	No
Pay To Account Integration Id	PayToAccountIntegrationId	DTYPE_TEXT	30	No
Pay To Account Site	PayToAccountSite	DTYPE_TEXT	50	No
Pay To Address Id	PayToAddressId	DTYPE_ID	NA	No
Pay To Address Integration Id	PayToAddressIntegrationId	DTYPE_TEXT	30	No
Pay To Contact First Name	PayToContactFirstName	DTYPE_TEXT	50	No
Pay To Contact Id	PayToContactId	DTYPE_ID	NA	No
Pay To Contact Integration Id	PayToContactIntegrationId	DTYPE_TEXT	30	No
Pay To Contact Last Name	PayToContactLastName	DTYPE_TEXT	50	No
Payment Term	PaymentTerm	DTYPE_TEXT	50	No
Payment Term Id	PaymentTermId	DTYPE_ID	NA	No
Payment Term Integration Id	PaymentTermIntegrationId	DTYPE_TEXT	30	No
Price List	PriceList	DTYPE_TEXT	50	No
Price List Id	PriceListId	DTYPE_ID	NA	No
Price List Integration Id	PriceListIntegrationId	DTYPE_TEXT	30	No
Pricing Date	PricingDate	DTYPE_TEXT	NA	No
Primary Organization	PrimaryOrganization	DTYPE_TEXT	100	No

Name	XML Tag	Data Type	Length	Req.
Primary Organization Id	PrimaryOrganizationId	DTYPE_ID	NA	No
Project Id	ProjectId	DTYPE_ID	NA	No
Project Integration Id	ProjectIntegrationId	DTYPE_TEXT	30	No
Project Name	ProjectName	DTYPE_TEXT	100	No
Promotion Id	PromotionId	DTYPE_ID	NA	No
Purchase Order Number	PurchaseOrderNumber	DTYPE_TEXT	50	No
Quote Id	QuoteId	DTYPE_ID	NA	No
Quote Integration Id	QuoteIntegrationId	DTYPE_TEXT	30	No
Quote Number	QuoteNumber	DTYPE_TEXT	30	No
Requested Date	RequestedDate	DTYPE_TEXT	NA	No
Return Reason	ReturnReason	DTYPE_TEXT	30	No
Return To Account	ReturnToAccount	DTYPE_TEXT	100	No
Return To Account DUNS Number	ReturnToAccountDUNSNumber	DTYPE_TEXT	9	No
Return To Account Id	ReturnToAccountId	DTYPE_ID	NA	No
Return To Account Integration Id	ReturnToAccountIntegrationId	DTYPE_TEXT	30	No
Return To Account Site	ReturnToAccountSite	DTYPE_TEXT	50	No
Return To Address Id	ReturnToAddressId	DTYPE_ID	NA	No
Return To Address Integration Id	ReturnToAddressIntegrationId	DTYPE_TEXT	30	No
Return To Contact First Name	ReturnToContactFirstName	DTYPE_TEXT	50	No
Return To Contact Id	ReturnToContactId	DTYPE_ID	NA	No
Return To Contact Integration Id	ReturnToContactIntegrationId	DTYPE_TEXT	30	No

Name	XML Tag	Data Type	Length	Req.
Return To Contact Last Name	ReturnToContactLastName	DTYPE_TEXT	50	No
Revision	Revision	DTYPE_NUMBER	NA	No
Service Request Id	ServiceRequestId	DTYPE_ID	NA	No
Service Request Number	ServiceRequestNumber	DTYPE_TEXT	NA	No
Ship Complete	ShipComplete	DTYPE_TEXT	NA	No
Ship Instructions	ShipInstructions	DTYPE_TEXT	250	No
Ship To - First Name	ShipTo-FirstName	DTYPE_TEXT	50	No
Ship To - Last Name	ShipTo-LastName	DTYPE_TEXT	50	No
Ship To Account	ShipToAccount	DTYPE_TEXT	100	No
Ship To Account DUNS Number	ShipToAccountDUNSNumber	DTYPE_TEXT	9	No
Ship To Account Id	ShipToAccountId	DTYPE_ID	NA	No
Ship To Account Integration Id	ShipToAccountIntegrationId	DTYPE_TEXT	30	No
Ship To Account Site	ShipToAccountSite	DTYPE_TEXT	50	No
Ship To Address	ShipToAddress	DTYPE_TEXT	50	No
Ship To Address 2	ShipToAddress2	DTYPE_TEXT	50	No
Ship To Address Id	ShipToAddressId	DTYPE_ID	NA	No
Ship To Address Integration Id	ShipToAddressIntegrationId	DTYPE_TEXT	30	No
Ship To City	ShipToCity	DTYPE_TEXT	30	No
Ship To Contact Id	ShipToContactId	DTYPE_ID	NA	No
Ship To Contact Integration Id	ShipToContactIntegrationId	DTYPE_TEXT	30	No
Ship To Country	ShipToCountry	DTYPE_TEXT	15	No

Name	XML Tag	Data Type	Length	Req.
Ship To State	ShipToState	DTYPE_TEXT	30	No
Ship To Zip	ShipToZip	DTYPE_TEXT	15	No
Shipping Charges	ShippingCharges	DTYPE_TEXT	NA	No
Shipping Method	ShippingMethod	DTYPE_TEXT	30	No
Shipping Terms	ShippingTerms	DTYPE_TEXT	30	No
Shipping Terms Info	FreightTermsInfo	DTYPE_TEXT	100	No
Source Inventory Id	SourceInventoryLocationId	DTYPE_ID	NA	No
Source Inventory Loc Integration Id	SourceInventoryLocationIntegrationId	DTYPE_TEXT	30	No
Source Inventory Location	SourceInventoryLocation	DTYPE_TEXT	100	No
Status	Status	DTYPE_TEXT	30	No
Status As Of Date	StatusAsOfDate	DTYPE_TEXT	NA	No
Submit Date	SubmitDate	DTYPE_TEXT	NA	No
Tax Amount	TaxAmount	DTYPE_TEXT	NA	No
Tax Exempt	TaxExempt	DTYPE_TEXT	NA	No
Tax Exempt Code	TaxExemptCode	DTYPE_TEXT	80	No
Tax Exempt Id	TaxExemptId	DTYPE_TEXT	30	No
Tax Rate	TaxRate	DTYPE_NUMBER	NA	No
Total Volume	TotalVolume	DTYPE_NUMBER	NA	No
Total Volume UoM	TotalVolumeUoM	DTYPE_TEXT	30	No
Total Weight	TotalWeight	DTYPE_NUMBER	NA	No

Name	XML Tag	Data Type	Length	Req.
Total Weight UoM	TotalWeightUoM	DTYPE_TEXT	30	No
operation	operation	DTYPE_TEXT	30	No

Payments Fields in Siebel Order ASI

The following table lists the Payments fields and their attributes in Siebel Order ASI.

Name	XML Tag	Data Type	Length	Req.
Account Number	AccountNumber	DTYPE_TEXT	50	No
Authorization Code	AuthorizationCode	DTYPE_TEXT	40	No
Bill To Address Id	BillToAddressId	DTYPE_ID	NA	No
Bill To Address Integration Id	BillToAddressIntegrationId	DTYPE_TEXT	30	No
Card Holder	CardHolder	DTYPE_TEXT	50	No
Credit Card Expiration Month	CreditCardExpirationMonth	DTYPE_TEXT	30	No
Credit Card Expiration Year	CreditCardExpirationYear	DTYPE_TEXT	30	No
Credit Check Message	CreditCheckMessage	DTYPE_TEXT	250	No
Credit Check Status	CreditCheckStatus	DTYPE_TEXT	30	No
Credit Check Status As Of Date	CreditCheckStatusAsOfDate	DTYPE_TEXT	NA	No
Encryption Key	EncryptionKey	DTYPE_TEXT	30	No
Encryption Key Reference	EncryptionKeyReference	DTYPE_TEXT	30	No
Id	Id	DTYPE_ID	30	No
Integration Id	IntegrationId	DTYPE_TEXT	30	No
Issuing Bank Customer Id	IssuingBankCustomerId	DTYPE_TEXT	30	No
Issuing Bank Name	IssuingBankName	DTYPE_TEXT	30	No

Name	XML Tag	Data Type	Length	Req.
Issuing Bank Phone Number	IssuingBankPhoneNumber	DTYPE_TEXT	40	No
Merchant Id	MerchantId	DTYPE_TEXT	30	No
Payment #	Payment	DTYPE_TEXT	30	No
Payment Account Id	PaymentAccountId	DTYPE_ID	NA	No
Payment Account Integration Id	PaymentAccountIntegrationId	DTYPE_TEXT	30	No
Payment Account Name	PaymentAccountName	DTYPE_TEXT	100	No
Payment Account Site	PaymentAccountSite	DTYPE_TEXT	50	No
Payment Method	PaymentMethod	DTYPE_TEXT	30	No
Payment Status	PaymentStatus	DTYPE_TEXT	30	No
Payment Status As Of Date	PaymentStatusAsOfDate	DTYPE_DATETIME	NA	No
Payment Type	PaymentType	DTYPE_TEXT	30	No
Transaction Amount	TransactionAmount	DTYPE_TEXT	NA	No
Transaction Id	TransactionId	DTYPE_TEXT	30	No
Transaction Time	TransactionTime	DTYPE_TEXT	30	No
Verification Number	VerificationNumber	DTYPE_TEXT	10	No
operation	operation	DTYPE_TEXT	30	No

Promised Schedule Lines Fields in Siebel Order ASI

The following table lists the Promised Schedule Lines fields and their attributes in Siebel Order ASI.

Name	XML Tag	Data Type	Length	Req.
Available Status	AvailableStatus	DTYPE_TEXT	30	No

Name	XML Tag	Data Type	Length	Req.
Available Status As Of Date	AvailableStatusAsOfDate	DTYPE_TEXT	NA	No
Id	Id	DTYPE_ID	30	No
Integration Id	IntegrationId	DTYPE_TEXT	30	No
Line Item Action Number	LineItemActionNumber	DTYPE_TEXT	NA	No
Order Item Id	OrderItemId	DTYPE_ID	NA	No
Order Item Integration Id	OrderItemIntegrationId	DTYPE_TEXT	30	No
Part Number	PartNumber	DTYPE_TEXT	50	No
Product Id	ProductId	DTYPE_ID	NA	No
Product Integration Id	ProductIntegrationId	DTYPE_TEXT	30	No
Product Name	ProductName	DTYPE_TEXT	100	No
Promised Date	PromisedDate	DTYPE_TEXT	NA	No
Promised Quantity	PromisedQuantity	DTYPE_NUMBER	NA	No
Source Inventory Location	SourceInventoryLocation	DTYPE_TEXT	100	No
Source Inventory Location Id	SourceInventoryLocationId	DTYPE_ID	NA	No
Source Inventory Location Integration Id	SourceInventoryLocationIntegrationId	DTYPE_TEXT	30	No
operation	operation	DTYPE_TEXT	30	No

Related Organization Fields in Siebel Order ASI

The following table lists the Related Organization fields and their attributes in Siebel Order ASI.

Name	XML Tag	Data Type	Length	Req.
Integration Id	IntegrationId	DTYPE_TEXT	30	No

Name	XML Tag	Data Type	Length	Req.
IsPrimaryMVG	IsPrimaryMVG	DTYPE_TEXT	1	No
Organization	Organization	DTYPE_TEXT	50	No
Organization Id	OrganizationId	DTYPE_ID	NA	No

Related Sales Rep Fields in Siebel Order ASI

The following table lists the Related Sales Rep fields and the attributes in Siebel Order ASI.

Name	XML Tag	Data Type	Length	Req.
Id	Id	DTYPE_ID	30	No
Integration Id	IntegrationId	DTYPE_TEXT	30	No
IsPrimaryMVG	IsPrimaryMVG	DTYPE_TEXT	1	No
Login	Login	DTYPE_TEXT	50	No
Position	Position	DTYPE_TEXT	50	No

Requested Schedule Lines Fields in Siebel Order ASI

The following table lists the Requested Schedule Lines fields and their attributes in Siebel Order ASI.

Name	XML Tag	Data Type	Length	Req.
Id	Id	DTYPE_ID	30	No
Integration Id	IntegrationId	DTYPE_TEXT	30	No
Line Number	LineNumber	DTYPE_NUMBER	NA	No
Order Item Id	OrderItemId	DTYPE_ID	NA	No
Requested Date	RequestedDate	DTYPE_TEXT	NA	No
Requested Quantity	RequestedQuantity	DTYPE_NUMBER	NA	No
Source Inventory Location	SourceInventoryLocation	DTYPE_TEXT	100	No

Name	XML Tag	Data Type	Length	Req.
Source Inventory Location Id	SourceInventoryLocationId	DTYPE_ID	NA	No
Source Inventory Location Integration Id	SourceInventoryLocationIntegrationId	DTYPE_TEXT	30	No
operation	operation	DTYPE_TEXT	30	No

Related Shipment Fields in Siebel Order ASI

The following table lists the Related Shipment fields and their attributes in Siebel Order ASI.

Name	XML Tag	Data Type	Length	Req.
Carrier	Carrier	DTYPE_TEXT	30	No
Destination Inventory Location Id	DestinationInventoryId	DTYPE_ID	15	No
Id	Id	DTYPE_ID	30	No
Integration Id	IntegrationId	DTYPE_TEXT	30	No
Shipment Number	ShipmentNumber	DTYPE_TEXT	30	No
Source Inventory Location Id	SourceInventoryId	DTYPE_ID	15	No
Waybill Number	WaybillNumber	DTYPE_TEXT	50	No
operation	operation	DTYPE_TEXT	NA	No

Shipment Item Fields in Siebel Order ASI

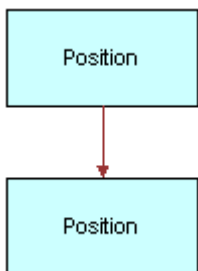
The following table lists the Shipment Item field and their attributes in Siebel Order ASI.

Name	XML Tag	Data Type	Length	Req.
Confirmed Qty	ConfirmedQty	DTYPE_NUMBER	NA	No
Delivery Date	DeliveryDate	DTYPE_DATETIME	NA	No
Delivery Qty	DeliveryQty	DTYPE_NUMBER	NA	No

Name	XML Tag	Data Type	Length	Req.
Id	Id	DTYPE_ID	NA	No
Integration Id	IntegrationId	DTYPE_TEXT	NA	No
Order Line Id	OrderLineId	DTYPE_ID	NA	No
Product Id	ProductId	DTYPE_ID	NA	No
Shipment Date	ShipmentDate	DTYPE_DATETIME	NA	No
Shipment Line Number	ShipmentLineNumber	DTYPE_TEXT	NA	No
Shipment Qty	ShipmentQty	DTYPE_NUMBER	NA	No
operation	operation	DTYPE_TEXT	NA	No

Siebel Position

The Siebel Position ASI is based on the Position Interface integration object, which is based on the Position integration component and the Position business component. The following image shows the Siebel Position ASI structure, which contains the following components: Position and Position.



The following table lists the integration components and user keys of this ASI.

Integration Component	Business Component	XML Tag	User Keys
Position	Position	Position	<ol style="list-style-type: none"> 1. App Id 2. Integration Id 3. Division 4. Name

The Siebel Position ASI uses the same user keys as the Position Interface integration component and has 19 fields. You can use these fields for the integration, which means that values for each of these fields may be written to an XML file for transport.

Position Fields in Siebel Position ASI

The following table lists the Position fields and their attributes in Siebel Position ASI.

Name	XML Tag	Data Type	Length	Req.
Billing Product	BillingProduct	DTYPE_TEXT	100	No
Billing Product Id	BillingProductId	DTYPE_ID	N/A	No
Billing Product Integration Id	BillingProductIntegrationId	DTYPE_TEXT	30	No
Compensatable	Compensatable	DTYPE_TEXT	N/A	No
Description	Description	DTYPE_TEXT	255	No
Division	Division	DTYPE_TEXT	255	Yes
Division Id	DivisionId	DTYPE_ID	N/A	Yes
Division Integration Id	DivisionIntegrationId	DTYPE_TEXT	30	No
Id	Id	DTYPE_ID	30	No
Integration Id	IntegrationId	DTYPE_TEXT	30	No
Name	Name	DTYPE_TEXT	50	Yes
Organization	Organization	DTYPE_TEXT	255	No
Organization Id	OrganizationId	DTYPE_ID	N/A	No
Organization Integration Id	OrganizationIntegrationId	DTYPE_TEXT	30	No
Parent Position Id	ParentPositionId	DTYPE_ID	N/A	No
Parent Position Integration Id	ParentPositionIntegrationId	DTYPE_TEXT	30	No
Parent Position Name	ParentPositionName	DTYPE_TEXT	50	No

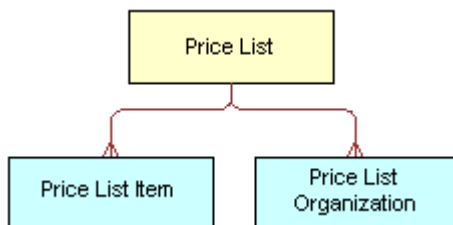
Name	XML Tag	Data Type	Length	Req.
Position Type	PositionType	DTYPE_TEXT	30	No
operation	operation	DTYPE_TEXT	30	No

Siebel Price List

A price list is a set of standard prices for products and services. Price lists contain the prices a buyer first sees, before any pricing adjustments have occurred. A product must be assigned a price in a given price list in order to appear in a catalog and to become visible to customers.

A product's price, as defined in the price list, is commonly used as a starting price for other prices generated by the Siebel Pricer application.

This inbound ASI enables the synchronization and update of a price list and the price list items. The following image shows the Siebel Price List ASI structure, which contains the following components: Price List Item and Price List Organization.



The following table lists the integration components and user keys of this ASI.

Integration Component	XML Tag	User Keys
Price List	PriceList	<ol style="list-style-type: none"> 1. Integration Id 2. Id 3. Name, Type
Price List Item	PriceListItem	<ol style="list-style-type: none"> 1. Integration Id 2. Id 3. List Price Type Code, Price List Id, Product Id
Price List_Organization	PriceList_Organization	<ol style="list-style-type: none"> 1. Integration Id 2. Division Id

Price List Fields in Siebel Price List ASI

The following table lists the Price List fields and their attributes in the Siebel Price List ASI. Fields without a length specified do not have a maximum length.

Name	XML Tag	Data Type	Length	Req.	Note
Currency Code	CurrencyCode	DTYPE_TEXT	15	No	None
Description	Description	DTYPE_TEXT	255	No	None
End Date	EndDate	DTYPE_TEXT	NA	No	None
Freight Terms	FreightTerms	DTYPE_TEXT	30	No	None
Id	Id	DTYPE_ID	30	No	Used to pick a related entity. This read-only field is automatically populated by the Siebel application on insertion and cannot be updated.
Integration Id	IntegrationId	DTYPE_TEXT	30	No	None
Name	Name	DTYPE_TEXT	50	No	None
Payment Term	PaymentTerm	DTYPE_TEXT	50	No	None
Payment Term Id	PaymentTermId	DTYPE_ID	NA	No	Used to pick a related entity.
Primary Organization	PrimaryOrganization	DTYPE_TEXT	50	No	None
Primary Organization Id	PrimaryOrganizationId	DTYPE_ID	NA	No	Used to pick a related entity.
Shipping Method	ShippingMethod	DTYPE_TEXT	30	No	None
Start Date	StartDate	DTYPE_TEXT	NA	No	None
Type	Type	DTYPE_TEXT	30	No	None
operation	operation	DTYPE_TEXT	30	No	None

Price List ItemFields in Siebel Price List ASI

The following table lists the Price List Item fields and their attributes in the Siebel Price List ASI. Fields without a length specified do not have a maximum length.

Name	XML Tag	Data Type	Length	Req.	Note
End Date	EndDate	DTYPE_TEXT	NA	No	None
Id	Id	DTYPE_ID	30	No	Used to pick a related entity. This read-only field is automatically populated by the Siebel application on insertion and cannot be updated.
Integration Id	IntegrationId	DTYPE_TEXT	30	No	None
List Price Type Code	ListPriceTypeCode	DTYPE_TEXT	30	No	None
Original List Price	OriginalListPrice	DTYPE_TEXT	NA	No	None
Price List Id	PriceListId	DTYPE_ID	NA	No	Used to pick a related entity. This read-only field is automatically populated by the Siebel application on insertion and cannot be updated.
Product Id	ProductId	DTYPE_ID	NA	No	Used for picking a related entity.
Promotional Price	PromotionalPrice	DTYPE_TEXT	NA	No	None
Start Date	StartDate	DTYPE_TEXT	NA	No	None
operation	operation	DTYPE_TEXT	30	No	None

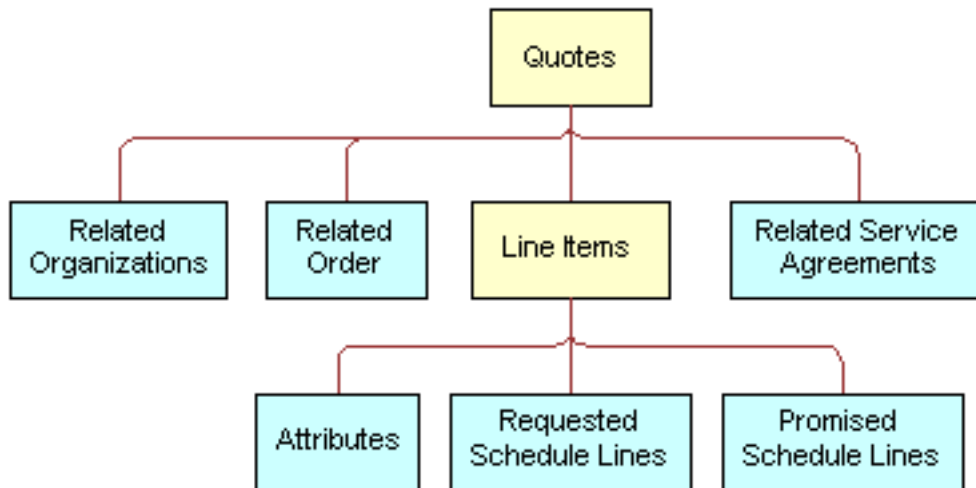
Price List_Organization Fields in Siebel Price List ASI

The following table lists the Price List_Organization fields and their attributes in the Siebel Price List ASI. Fields without a length specified do not have a maximum length.

Name	XML Tag	Data Type	Length	Req.	Note
Division Id	DivisionId	DTYPE_ID	30	No	None
Integration Id	IntegrationId	DTYPE_TEXT	30	No	None
operation	operation	DTYPE_TEXT	30	No	None

Siebel Quote/External Quote

The Siebel Quote/External Quote ASI is an ASI for quote and order management-related business processes. This ASI facilitates the transfer of quote data between the Siebel application and any external system. The following image shows the Siebel Quote/External Quote ASI structure, which contains the following components: Related Organizations, Related Order, Line Items, Related Service Agreements. Line Items has the following children: Attributes, Requested Schedule Lines, and Promised Schedule Lines.



The following table lists the integration components and user keys for this ASI.

Integration Component	XML Tag	User Keys
Quote	Quote	<ol style="list-style-type: none"> 1. Id 2. Integration Id 3. Quote Number, Primary Organization Name, Revision
Attributes	Attribute	<ol style="list-style-type: none"> 1. Id 2. Integration Id 3. Name
Line Items	LineItems	<ol style="list-style-type: none"> 1. Integration Id 2. Line Item Id 3. Line Number, Line Number 2 4. Parent Quote Item Id 5. Root Quote Item Id
Promised Schedule Lines	PromisedScheduleLines	<ol style="list-style-type: none"> 1. Id 2. Integration Id 3. Line Number
Related Order	RelatedOrder	<ol style="list-style-type: none"> 1. Order Number 2. Order Type 3. Primary Organization 4. Revision

Integration Component	XML Tag	User Keys
Related Organization	RelatedOrganization	<ol style="list-style-type: none"> Integration Id Organization Organization Id
Related Service Agreement	RelatedServiceAgreement	<ol style="list-style-type: none"> Account Id Integration Id Primary Organization Revision
Requested Schedule Lines	RequestedScheduleLines	<ol style="list-style-type: none"> Id Integration Id Line Number

The following table lists the Quote fields and their attributes in Siebel Quote/External Quote ASI.

Name	XML Tag	Data Type	Length	Req.	Note
Account	Account	DTYPE_TEXT	100	No	Used to pick a related entity.
Account Id	AccountId	DTYPE_ID	15	No	None
Account Integration Id	AccountIntegrationId	DTYPE_TEXT	30	No	Used to pick a related entity.
Account Site	AccountSite	DTYPE_TEXT	50	No	Used to pick a related entity.
Active	Active	DTYPE_BOOL	1	No	None
Available Date	AvailableDate	DTYPE_UTCDATETIME	7	No	None
Available Status	AvailableStatus	DTYPE_TEXT	30	No	None
Available Status As Of Date	AvailableStatusAsOfDate	DTYPE_UTCDATETIME	7	No	None
Bill To Account	BillToAccount	DTYPE_TEXT	100	No	None
Bill To Account Id	BillToAccountId	DTYPE_ID	15	No	None
Bill To Account Integration Id	BillToAccountIntegrationId	DTYPE_TEXT	30	No	Used to pick a related entity.
Bill To Account Site	BillToAccountSite	DTYPE_TEXT	50	No	None

Name	XML Tag	Data Type	Length	Req.	Note
Bill To Address Id	BillToAddressId	DTYPE_ID	15	No	None
Bill To Address Integration Id	BillToAddressIntegrationId	DTYPE_TEXT	30	No	Used to pick a related entity.
Bill To Contact Last Name	BillToContactLastName	DTYPE_TEXT	50	No	None
Bill To Contact First Name	BillToContactFirstName	DTYPE_TEXT	50	No	None
Bill To Contact Id	BillToContactId	DTYPE_ID	15	No	Used to pick a related entity. This read-only field is automatically populated by the Siebel application on insertion and cannot be updated.
Bill To Contact Integration Id	BillToContactIntegrationId	DTYPE_TEXT	30	No	Used to pick a related entity.
Carrier	Carrier	DTYPE_TEXT	30	No	Bound by FS_CARRIER LOV.
Carrier Priority	CarrierPriority	DTYPE_TEXT	30	No	Bound by CARRIER_PRIORITY LOV.
Contact First Name	ContactFirstName	DTYPE_TEXT	50	No	None
Contact Id	ContactId	DTYPE_ID	15	No	None
Contact Integration Id	ContactIntegrationId	DTYPE_TEXT	30	No	Used to pick a related entity.
Contact Last Name	ContactLastName	DTYPE_TEXT	50	No	Used to pick a related entity.
Credit Card Expiration Month	CreditCardExpirationMonth	DTYPE_TEXT	30	No	Bound by MONTH_NUMBER LOV.
Credit Card Expiration Year	CreditCardExpirationYear	DTYPE_TEXT	30	No	Bound by YEAR LOV.
Credit Card Holder	CreditCardHolder	DTYPE_TEXT	50	No	None

Name	XML Tag	Data Type	Length	Req.	Note
Credit Card Name	CreditCardName	DTYPE_TEXT	50	No	Used to pick a related entity.
Credit Card Number	CreditCardNumber	DTYPE_TEXT	50	No	Used to pick a related entity.
Credit Status	CreditStatus	DTYPE_TEXT	30	No	Bound by ACCT_CRDT_STAT_TYPE LOV.
Credit Status As Of Date	CreditStatusAsOfDate	DTYPE_UTCDATETIME	7	No	None
Credit Status Message	CreditStatusMessage	DTYPE_TEXT	250	No	None
Currency Code	CurrencyCode	DTYPE_TEXT	20	Yes	Used to pick a related entity.
Description	Description	DTYPE_TEXT	255	No	None
Discount Amount	DiscountAmount	DTYPE_CURRENCY	22, 7	No	None
Due Date	DueDate	DTYPE_DATE	7	No	None
Effective Date	EffectiveDate	DTYPE_DATE	7	No	None
Expiration Date	ExpirationDate	DTYPE_DATE	7	No	None
Id	Id	DTYPE_ID	15	No	User key field for Quote. This read-only field is automatically populated by the Siebel application on insertion and cannot be updated.
Integration Id	IntegrationId	DTYPE_TEXT	30	No	User key field for Quote.
Integration Message	IntegrationMessage	DTYPE_TEXT	2,000	No	None
Integration Status	IntegrationStatus	DTYPE_TEXT	30	No	Bound by EAI_ORDER_SYNC_STATUS LOV.

Name	XML Tag	Data Type	Length	Req.	Note
Integration Status As Of Date	IntegrationStatusAsOfDate	DTYPE_UTC_DATETIME	7	No	None
Name	Name	DTYPE_TEXT	50	Yes	None
Opportunity Id	OpportunityId	DTYPE_ID	15	No	None
Opportunity Integration Id	OpportunityIntegrationId	DTYPE_TEXT	30	No	Used to pick a related entity.
Opportunity Name	OpportunityName	DTYPE_TEXT	100	No	Used to pick a related entity.
Payment Method	PaymentMethod	DTYPE_TEXT	30	No	Used to pick a related entity.
Payment Term	PaymentTerm	DTYPE_TEXT	50	No	Used to pick a related entity.
Payment Term Id	PaymentTermId	DTYPE_ID	15	No	None
Payment Term Integration Id	PaymentTermIntegrationId	DTYPE_TEXT	30	No	Used to pick a related entity.
Price List	PriceList	DTYPE_TEXT	50	No	Used to pick a related entity.
Price List Id	PriceListId	DTYPE_ID	15	No	Used to pick a related entity. This read-only field is automatically populated by the Siebel application on insertion and cannot be updated.
Price List Integration Id	PriceListIntegrationId	DTYPE_TEXT	30	No	Used to pick a related entity.
Primary Organization	PrimaryOrganization	DTYPE_TEXT	100	No	User key field for Quote.
Quote Number	QuoteNumber	DTYPE_TEXT	30	No	User key field for Quote.
Quote Type	QuoteType	DTYPE_TEXT	30	No	Used to pick a related entity.

Name	XML Tag	Data Type	Length	Req.	Note
Requested Date	RequestedDate	DTYPE_UTC_DATETIME	7	No	None
Revision	Revision	DTYPE_INTEGER	22, 7	No	User key field for Quote.
Ship Complete	ShipComplete	DTYPE_BOOL	1	No	None
Ship To Account	ShipToAccount	DTYPE_TEXT	100	No	Used to pick a related entity.
Ship To Account Id	ShipToAccountId	DTYPE_ID	15	No	None
Ship To Account Integration Id	ShipToAccountIntegrationId	DTYPE_TEXT	30	No	Used for picking a related entity.
Ship To Account Site	ShipToAccountSite	DTYPE_TEXT	50	No	None
Ship To Address Id	ShipToAddressId	DTYPE_ID	15	No	Used to pick a related entity. This read-only field is automatically populated by the Siebel application on insertion and cannot be updated.
Ship To Address Integration Id	ShipToAddressIntegrationId	DTYPE_TEXT	30	No	Used to pick a related entity.
Ship To Contact First Name	ShipToContactFirstName	DTYPE_TEXT	50	No	None
Ship To Contact Id	ShipToContactId	DTYPE_ID	15	No	Used to pick a related entity. This read-only field is automatically populated by the Siebel application on insertion and cannot be updated.
Ship To Contact Integration Id	ShipToContactIntegrationId	DTYPE_TEXT	30	No	Used to pick a related entity.
Ship To Contact Last Name	ShipToContactLastName	DTYPE_TEXT	50	No	None
Shipping Charges	ShippingCharges	DTYPE_CURRENCY	22, 7	No	None

Name	XML Tag	Data Type	Length	Req.	Note
Shipping Info	ShippingInfo	DTYPE_TEXT	250	No	None
Shipping Terms	ShippingTerms	DTYPE_TEXT	30	No	Bound by FREIGHT_TERMS LOV.
Source Inventory Location	SourceInventoryLocation	DTYPE_TEXT	100	No	Used to pick a related entity.
Source Inventory Location Id	SourceInventoryLocationId	DTYPE_ID	15	No	None
Source Inventory Location Integration Id	SourceInventoryLocationInte	DTYPE_TEXT	30	No	Used to pick a related entity.
Status	Status	DTYPE_TEXT	30	Yes	Bound by FS_ORDER_STATUS LOV.
Status As Of Date	StatusAsOfDate	DTYPE_UTCDATETIME	7	No	None
Tax Amount	TaxAmount	DTYPE_CURRENCY	22, 7	No	None
Tax Exempt	TaxExempt	DTYPE_BOOL	1	No	None
Tax Exemption Code	TaxExemptionCode	DTYPE_TEXT	80	No	Bound by GLOBAL_TAX_EXEMPTION LOV.
Tax Exemption Id	TaxExemptionId	DTYPE_TEXT	30	No	None
Tax Rate	TaxRate	DTYPE_NUMBER	22, 7	No	None
Operation	Operation	DTYPE_TEXT	30	No	System field.

Attributes Fields in Siebel Quote/External Quote ASI

The following table lists the Attributes fields and their attributes in Siebel Quote/External Quote ASI.

Name	XML Tag	Data Type	Length	Req.	Note
Action Code	ActionCode	DTYPE_TEXT	30	No	None
Attribute Id	Attributeld	DTYPE_ID	15	No	None

Name	XML Tag	Data Type	Length	Req.	Note
Data Type	DataType	DTYPE_TEXT	30	No	Bound by XA_ATTR_DTYPE_LOV.
Description	Description	DTYPE_TEXT	250	No	None
Id	Id	DTYPE_ID	30	No	User key field for Attributes. This read-only field is automatically populated by the Siebel application on insertion and cannot be updated.
Integration Id	IntegrationId	DTYPE_TEXT	30	No	User key field for Attributes.
List Of Value Type	ListOfValueType	DTYPE_TEXT	30	No	Bound by LOV._TYPE LOV.
Name	Name	DTYPE_TEXT	75	No	User key field for Attributes.
Value	Value	DTYPE_TEXT	100	No	Bound by Type.
Operation	Operation	DTYPE_TEXT	30	No	System field.

Line Items Fields in Siebel Quote/External Quote ASI

The following table lists the Line Items fields and their attributes in Siebel Quote/External Quote ASI.

Name	XML Tag	Data Type	Length	Req.	Note
Action Code	ActionCode	DTYPE_TEXT	30	No	Bound by DELTA_ACTION_CODE LOV.
Available Date	AvailableDate	DTYPE_UTCDATETIME	7	No	None
Available Quantity	AvailableQuantity	DTYPE_NUMBER	22, 7	No	None
Base Price	BasePrice	DTYPE_CURRENCY	22, 7	No	None
Discount Amount	DiscountAmount	DTYPE_CURRENCY	22, 7	No	None

Name	XML Tag	Data Type	Length	Req.	Note
Extended Quantity	ExtendedQuantity	DTYPE_NUMBER	22, 7	No	None
Integration Id	IntegrationId	DTYPE_TEXT	30	No	User key field for Line Items.
Line Item Id	LineItemId	DTYPE_ID	15	No	User key field for Line Items. This read-only field is automatically populated by the Siebel application on insertion and cannot be updated.
Line Number	LineNumber	DTYPE_NUMBER	22, 7	Yes	User key field for Line Items.
Line Number 2	LineNumber2	DTYPE_NUMBER	22, 7	No	User key field for Line Items.
Note	Note	DTYPE_TEXT	1500	No	None
Package Name External	PackageNameExternal	DTYPE_TEXT	100	No	None
Package Name Siebel	PackageNameSiebel	DTYPE_TEXT	50	No	None
Parent Quote Item Id	ParentQuoteItemId	DTYPE_ID	15	No	User key field for Line Items.
Product	Product	DTYPE_TEXT	100	No	Used for picking a related entity.
Product Id	ProductId	DTYPE_ID	15	No	None
Product Integration Id	ProductIntegrationId	DTYPE_TEXT	30	No	Used to pick a related entity.
Requested Date	RequestedDate	DTYPE_DATE	7	No	None
Requested Quantity	RequestedQuantity	DTYPE_NUMBER	22, 7	Yes	The default is 1.
Root Quote Item Id	RootQuoteItemId	DTYPE_ID	15	No	User key field for Line Items.
Ship To Account	ShipToAccount	DTYPE_TEXT	100	No	Used for picking a related entity.

Name	XML Tag	Data Type	Length	Req.	Note
Ship To Account Id	ShipToAccountId	DTYPE_ID	15	No	None
Ship To Account Site	ShipToAccountSite	DTYPE_TEXT	50	No	None
Ship To Address Id	ShipToAddressId	DTYPE_ID	15	No	None
Ship To Address Integration Id	ShipToAddressIntegrationId	DTYPE_TEXT	30	No	Used to pick a related entity.
Ship to Account Integration Id	ShiptoAccountIntegrationId	DTYPE_TEXT	30	No	Used to pick a related entity.
Shipping Charges	ShippingCharges	DTYPE_CURRENCY	22, 7	No	None
Single Source	SingleSource	DTYPE_BOOL	1	No	None
Source Inventory Location	SourceInventoryLocation	DTYPE_TEXT	100	No	Used to pick a related entity.
Source Inventory Location Id	SourceInventoryLocationId	DTYPE_ID	15	No	None
Source Inventory Location Integration Id	SourceInventoryLocationInte	DTYPE_TEXT	30	No	Used to pick a related entity.
Start Price	StartPrice	DTYPE_CURRENCY	22, 7	No	None
Tax Amount	TaxAmount	DTYPE_CURRENCY	22, 7	No	None
Unit of Measure	UnitofMeasure	DTYPE_TEXT	30	No	None
Operation	Operation	DTYPE_TEXT	30	No	System field.

Promised Schedule Lines Fields in Siebel Quote/External Quote ASI

The following table lists the Promised Schedule Lines fields and their attributes in Siebel Quote/External Quote ASI.

Name	XML Tag	Data Type	Length	Req.	Note
Available Status	AvailableStatus	DTYPE_TEXT	30	No	None

Name	XML Tag	Data Type	Length	Req.	Note
Available Status As Of Date	AvailableStatusAsOfDate	DTYPE_UTC DATETIME	7	No	None
Id	Id	DTYPE_ID	30	No	User key field for Promised Schedule Lines. This read-only field is automatically populated by the Siebel application on insertion and cannot be updated.
Integration Id	IntegrationId	DTYPE_TEXT	30	No	User key field for Promised Schedule Lines.
Line Number	LineNumber	DTYPE_NUMBER	22, 7	No	User key field for Promised Schedule Lines.
Promised Date	PromisedDate	DTYPE_DATE	7	No	None
Promised Quantity	PromisedQuantity	DTYPE_NUMBER	22, 7	No	None
Source Inventory Location	SourceInventoryLocation	DTYPE_TEXT	100	No	Used to pick a related entity.
Source Inventory Location Id	SourceInventoryLocationId	DTYPE_ID	15	No	None
Source Inventory Location Integration Id	SourceInventoryLocationInte	DTYPE_TEXT	30	No	Used to pick a related entity.
Operation	Operation	DTYPE_TEXT	30	No	System field.

Related Order Fields in Siebel Quote/External Quote ASI

The following table lists the Related Order fields and their attributes in Siebel Quote/External Quote ASI.

Name	XML Tag	Data Type	Length	Req.	Note
Id	Id	DTYPE_ID	30	No	This read-only field is automatically populated by the Siebel application on insertion and cannot be updated.

Name	XML Tag	Data Type	Length	Req.	Note
Integration Id	IntegrationId	DTYPE_TEXT	30	No	
Order Number	OrderNumber	DTYPE_TEXT	30	Yes	User key field for Related Order.
Order Type	OrderType	DTYPE_TEXT	30	Yes	Used for picking a related entity.
Primary Organization	PrimaryOrganization	DTYPE_TEXT	100	No	User key field for Related Order.
Revision	Revision	DTYPE_INTEGER	22, 7	No	User key field for Related Order.
Operation	Operation	DTYPE_TEXT	30	No	System field.

Related Organization Fields in Siebel Quote/External Quote ASI

The following table lists the Related Organization fields and their attributes in Siebel Quote/External Quote ASI.

Name	XML Tag	Data Type	Length	Req.	Note
Integration Id	IntegrationId	DTYPE_TEXT	30	No	User key field for Related Organization.
IsPrimaryMVG	IsPrimaryMVG	DTYPE_TEXT	1	No	This field determines whether this child record is the primary one. The value is determined in run time.
Organization	Organization	DTYPE_TEXT	50	No	User key field for Related Organization.
Organization Id	OrganizationId	DTYPE_ID	15	No	User key field for Related Organization.

Related Organization Fields in Siebel Quote/External Quote ASI

The following table lists the Related Organization fields and their attributes in Siebel Quote/External Quote ASI.

Name	XML Tag	Data Type	Length	Req.	Note
Integration Id	IntegrationId	DTYPE_TEXT	30	No	User key field for Related Organization.
IsPrimaryMVG	IsPrimaryMVG	DTYPE_TEXT	1	No	This field determines whether this child record is the primary one. The value is determined in run time.
Organization	Organization	DTYPE_TEXT	50	No	User key field for Related Organization.
Organization Id	OrganizationId	DTYPE_ID	15	No	User key field for Related Organization.

Related Service Agreement Fields in Siebel Quote/External Quote ASI

The following table lists the Related Service Agreement fields and their attributes in Siebel Quote/External Quote ASI.

Name	XML Tag	Data Type	Length	Req.	Note
Account	Account	DTYPE_TEXT	100	No	Used for picking a related entity. User key field for Related Service Agreement.
Id	Id	DTYPE_ID	30	No	User key field for Related Service Agreement. This read-only field is automatically populated by the Siebel application on insertion and cannot be updated.
Integration Id	IntegrationId	DTYPE_TEXT	30	No	User key field for Related Service Agreement.
Name	Name	DTYPE_TEXT	50	Yes	User key field for Related Service Agreement.
Primary Organization	PrimaryOrganization	DTYPE_TEXT	100	No	User key field for Related Service Agreement.

Name	XML Tag	Data Type	Length	Req.	Note
Revision	Revision	DTYPE_NUMBER	22, 7	Yes	User key field for Related Service Agreement.
Operation	Operation	DTYPE_TEXT	30	No	System field.

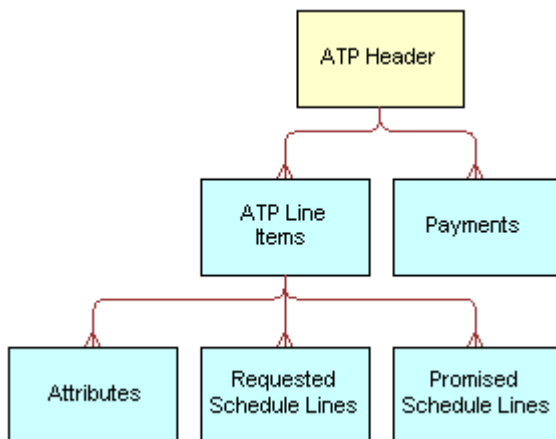
Requested Schedule Lines Fields in Siebel Quote/External Quote ASI

The following table lists the Requested Schedule Lines fields and their attributes in Siebel Quote/External Quote ASI.

Name	XML Tag	Data Type	Length	Req.	Note
Id	Id	DTYPE_ID	30	No	User key field for Requested Schedule Lines. This read-only field is automatically populated by the Siebel application on insertion and cannot be updated.
Integration Id	IntegrationId	DTYPE_TEXT	30	No	User key field for Requested Schedule Lines.
Line Number	LineNumber	DTYPE_NUMBER	22, 7	Yes	User key field for Requested Schedule Lines.
Requested Date	RequestedDate	DTYPE_UTCDATETIME	7	No	None
Requested Quantity	RequestedQuantity	DTYPE_NUMBER	22, 7	No	None
Source Inventory Location	SourceInventoryLocation	DTYPE_TEXT	100	No	Used for picking a related entity.
Source Inventory Location Id	SourceInventoryLocationId	DTYPE_ID	15	No	None
Source Inventory Location Integration Id	SourceInventoryLocationInte	DTYPE_TEXT	30	No	Used for picking a related entity.
Operation	Operation	DTYPE_TEXT	30	No	System field.

Siebel ATP Response/External ATP Check

The Siebel ATP Response/External ATP Check ASI enables a customer to check for a quantity of goods that is available for delivery in the desired time frame, and for the price of these goods in the external system. Siebel ATP Response/External ATP Check uses two ASIs for request and response, which use the same components and field definitions. The following image shows the structure of this ASI, which contains the following components: ATP Header, ATP Line Items, and Payments. ATP Line Items has the following children: Attributes, Requested Schedule Lines, and Promised Schedule Lines.



The following table lists the XML tags and user keys for this ASI.

Integration Component	XML Tag	User Keys
ATP Header	ATPHeader	<ol style="list-style-type: none"> 1. Id 2. Order Number, Organization Type, Revision 3. Order Number, Revision 4. Id
ATP Line Items	ATPLineItems	<ol style="list-style-type: none"> 1. Line Number 2. Id
Attributes	Attributes	<ul style="list-style-type: none"> • Id
Payments	Payments	<ul style="list-style-type: none"> • Id
Promised Schedule Line	PromisedScheduleLine	<ul style="list-style-type: none"> • Integration Id

ATP Header Fields in Siebel ATP Response/External ATP Check ASI

The following table lists the ATPHeader fields and their attributes in the Siebel ATP Response/External ATP Check ASI. Fields without a length specified do not have a maximum length associated with them.

Name	XML Tag	Data Type	Length	Req.
Account	Account	DTYPE_TEXT	N/A	No
Account Id	AccountId	DTYPE_TEXT	N/A	No
Account Integration Id	AccountIntegrationId	DTYPE_TEXT	N/A	No
Available Date	AvailableDate	DTYPE_TEXT	N/A	No
Available Message	AvailableMessage	DTYPE_TEXT	N/A	No
Available Status	AvailableStatus	DTYPE_TEXT	N/A	No
Available Status As Of Date	AvailableStatusAsOfDate	DTYPE_TEXT	N/A	No
Carrier	Carrier	DTYPE_TEXT	N/A	No
Contact First Name	ContactFirstName	DTYPE_TEXT	N/A	No
Contact Id	ContactId	DTYPE_TEXT	N/A	No
Contact Last Name	ContactLastName	DTYPE_TEXT	N/A	No
Currency Code	CurrencyCode	DTYPE_TEXT	N/A	No
Document Type Id	DocumentTypeId	DTYPE_TEXT	N/A	No
Header Number	HeaderNumber	DTYPE_TEXT	N/A	No
Id	HeaderRowId	DTYPE_TEXT	N/A	No
Integration Id	IntegrationId	DTYPE_TEXT	N/A	No
Name	Name	DTYPE_TEXT	N/A	No
Order Date	OrderDate	DTYPE_TEXT	N/A	No
Order Priority	OrderPriority	DTYPE_TEXT	N/A	No
Organization	Organization	DTYPE_TEXT	N/A	No
Organization DUNS Number	OrganizationDUNSNumber	DTYPE_TEXT	N/A	No

Name	XML Tag	Data Type	Length	Req.
Organization Id	OrganizationId	DTYPE_TEXT	N/A	No
Organization Integration Id	OrganizationIntegrationId	DTYPE_TEXT	N/A	No
Requested Date	RequestedDate	DTYPE_TEXT	N/A	No
Revision	Revision	DTYPE_NUMBER	N/A	No
Ship Complete Flag	ShipCompleteFlag	DTYPE_TEXT	N/A	No
Ship To Account	ShipToAccount	DTYPE_TEXT	N/A	No
Ship To Account Id	ShipToAccountId	DTYPE_TEXT	N/A	No
Ship To Account Integration Id	ShipToAccountIntegrationId	DTYPE_TEXT	N/A	No
Ship To Address	ShipToAddress	DTYPE_TEXT	N/A	No
Ship To Address Id	ShipToAddressId	DTYPE_TEXT	N/A	No
Ship To Address Integration Id	ShipToAddressIntegrationId	DTYPE_TEXT	N/A	No
Ship To City	ShipToCity	DTYPE_TEXT	N/A	No
Ship To Country	ShipToCountry	DTYPE_TEXT	N/A	No
Ship To First Name	ShipToFirstName	DTYPE_TEXT	N/A	No
Ship To Last Name	ShipToLastName	DTYPE_TEXT	N/A	No
Ship To Site	ShipToSite	DTYPE_TEXT	N/A	No
Ship To State	ShipToState	DTYPE_TEXT	N/A	No
Ship To Zip	ShipToZip	DTYPE_TEXT	N/A	No
Shipping Method	ShippingMethod	DTYPE_TEXT	N/A	No
Shipping Terms	ShippingTerms	DTYPE_TEXT	N/A	No
Shipping Terms Info	ShippingTermsInfo	DTYPE_TEXT	N/A	No

Name	XML Tag	Data Type	Length	Req.
Single Delivery	SingleDelivery	DTYPE_TEXT	N/A	No
Source Inventory Loc Id	SourceInventoryLocId	DTYPE_TEXT	N/A	No
Source Inventory Loc Integration Id	SourceInventoryLocIntegrationId	DTYPE_TEXT	N/A	No
Source Inventory Location	SourceInventoryLocation	DTYPE_TEXT	N/A	No
Time To Reserve	TimeToReserve	DTYPE_TEXT	N/A	No
Time To Reserve UOM	TimeToReserveUOM	DTYPE_TEXT	N/A	No
operation	operation	DTYPE_TEXT	30	No

ATP Line Items Fields in Siebel ATP Response/External ATP Check ASI

The following table lists the ATPLineItems fields and their attributes in the Siebel ATP Response/External ATP Check ASI. Fields without a length specified do not have a maximum length associated with them.

Name	XML Tag	Data Type	Length	Req.
ATP Message Line	ATPMessageLine	DTYPE_TEXT	N/A	No
Available Date	AvailableDate	DTYPE_TEXT	N/A	No
Available Quantity	AvailableQuantity	DTYPE_TEXT	N/A	No
Available Status	AvailableStatus	DTYPE_TEXT	N/A	No
Available Status As Of Date	AvailableStatusAsOfDate	DTYPE_TEXT	N/A	No
Carrier	Carrier	DTYPE_TEXT	N/A	No
Extended Quantity	ExtendedQuantity	DTYPE_TEXT	N/A	No
Id	RowId	DTYPE_TEXT	N/A	No
Integration Id	IntegrationId	DTYPE_TEXT	N/A	No
Item Price	ItemPrice	DTYPE_TEXT	N/A	No

Name	XML Tag	Data Type	Length	Req.
Line Number	LineNumber	DTYPE_TEXT	N/A	No
Minimum Lot Size	MinimumLotSize	DTYPE_TEXT	N/A	No
Net Price	NetPrice	DTYPE_TEXT	N/A	No
Package	Package	DTYPE_TEXT	N/A	No
Parent Row Id	ParentRowId	DTYPE_TEXT	N/A	No
Parent Row Line Number	ParentRowLineNumber	DTYPE_TEXT	N/A	No
Part Number	PartNumber	DTYPE_TEXT	N/A	No
Product Global Identifier	ProductGlobalIdentifier	DTYPE_TEXT	N/A	No
Product Id	ProductId	DTYPE_TEXT	N/A	No
Product Integration Id	ProductIntegrationId	DTYPE_TEXT	N/A	No
Product Status Code	ProductStatusCode	DTYPE_TEXT	N/A	No
Product Unit Of Measure	ProductUnitOfMeasure	DTYPE_TEXT	N/A	No
Requested Date	RequestedDate	DTYPE_TEXT	N/A	No
Requested Quantity	RequestedQuantity	DTYPE_TEXT	N/A	No
Rollup Item Price	RollupItemPrice	DTYPE_TEXT	N/A	No
Sales Unit Of Measure	SalesUnitOfMeasure	DTYPE_TEXT	N/A	No
Ship Complete Flag	ShipCompleteFlag	DTYPE_TEXT	N/A	No
Ship To Account Id	ShipToAccountId	DTYPE_TEXT	N/A	No
Ship To Account Integration Id	ShipToAccountIntegrationId	DTYPE_TEXT	N/A	No
Ship To Address	ShipToAddress	DTYPE_TEXT	N/A	No
Ship To Address Id	ShipToAddressId	DTYPE_TEXT	N/A	No

Name	XML Tag	Data Type	Length	Req.
Ship To Address Integration Id	ShipToAddressIntegrationId	DTYPE_TEXT	N/A	No
Ship To City	ShipToCity	DTYPE_TEXT	N/A	No
Ship To Contact First Name	ShipToContactFirstName	DTYPE_TEXT	N/A	No
Ship To Contact Last Name	ShipToContactLastName	DTYPE_TEXT	N/A	No
Ship To Country	ShipToCountry	DTYPE_TEXT	N/A	No
Ship To State	ShipToState	DTYPE_TEXT	N/A	No
Ship To Zip	ShipToZip	DTYPE_TEXT	N/A	No
Shipping Method	ShippingMethod	DTYPE_TEXT	N/A	No
Shipping Terms	ShippingTerms	DTYPE_TEXT	N/A	No
Single Delivery	SingleDelivery	DTYPE_TEXT	N/A	No
Smart Part Number	SmartPartNumber	DTYPE_TEXT	N/A	No
Source Inventory Loc Id	SourceInventoryLocId	DTYPE_TEXT	N/A	No
Source Inventory Location	SourceInventoryLocation	DTYPE_TEXT	N/A	No
Source Inventory Location Integration Id	SourceInventoryLocIntegrationId	DTYPE_TEXT	N/A	No
Start Price	StartPrice	DTYPE_TEXT	N/A	No
Time To Reserve	TimeToReserve	DTYPE_TEXT	N/A	No
Time To Reserve UOM	TimeToReserveUOM	DTYPE_TEXT	N/A	No
Unit Of Measure	UnitOfMeasure	DTYPE_TEXT	N/A	No
Unit Price	UnitPrice	DTYPE_TEXT	N/A	No
operation	operation	DTYPE_TEXT	30	No

Attributes Fields in Siebel ATP Response/External ATP Check ASI

The following table lists the Attributes fields and their attributes in the Siebel ATP Response/External ATP Check ASI. Fields without a length specified do not have a maximum length associated with them.

Name	XML Tag	Data Type	Length	Req.
Description	AttributeDescription	DTYPE_TEXT	N/A	No
Id	Attributeld	DTYPE_ID	N/A	No
Name	AttributeName	DTYPE_TEXT	N/A	No
Value	AttributeValue	DTYPE_TEXT	N/A	No
operation	operation	DTYPE_TEXT	30	No

Payments Fields in Siebel ATP Response/External ATP Check ASI

The following table lists the Payments fields and their attributes in the Siebel ATP Response/External ATP Check ASI. Fields without a length specified do not have a maximum length associated with them.

Name	XML Tag	Data Type	Length	Req.
Credit Check Message	CreditCheckMessage	DTYPE_TEXT	N/A	No
Credit Check Status	CreditCheckStatus	DTYPE_TEXT	N/A	No
Credit Check Status As Of Date	CreditCheckStatusAsOfDate	DTYPE_TEXT	N/A	No
Id	Id	DTYPE_TEXT	N/A	No
Payment Method	PaymentMethod	DTYPE_TEXT	N/A	No
Transaction Amount	TransactionAmount	DTYPE_TEXT	N/A	No
operation	operation	DTYPE_TEXT	N/A	No

Promised Schedule Line Fields in Siebel ATP Response/External ATP Check ASI

The following table lists the PromisedScheduleLine fields and their attributes in the Siebel ATP Response/External ATP Check ASI. Fields without a length specified do not have a maximum length associated with them.

Name	XML Tag	Data Type	Length	Req.
Available Date	AvailableDate	DTYPE_TEXT	N/A	No
Available Quantity	AvailableQuantity	DTYPE_TEXT	N/A	No
Available Status	AvailableStatus	DTYPE_TEXT	N/A	No
Available Status As Of Date	AvailableStatusAsOfDate	DTYPE_TEXT	N/A	No
Id	Id	DTYPE_TEXT	N/A	No
Line Number	LineNumber	DTYPE_TEXT	N/A	No
Part Number	PartNumber	DTYPE_TEXT	N/A	No
Product Id	ProductId	DTYPE_TEXT	N/A	No
Product Integration Id	ProductIntegrationId	DTYPE_TEXT	N/A	No
Source Inventory Loc Id	SourceInventoryLocId	DTYPE_TEXT	N/A	No
Source Inventory Loc Integration Id	SourceInventoryLocIntegrationId	DTYPE_TEXT	N/A	No
Source Inventory Location	SourceInventoryLocation	DTYPE_TEXT	N/A	No
operation	operation	DTYPE_TEXT	30	No

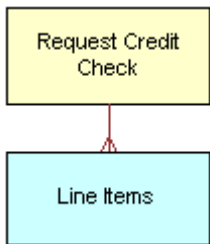
External Credit Check

The External Credit Check ASI is an ASI for quote and order management-related business processes. This ASI enables the Siebel application to request a credit check from a back-office or credit management system. There are two ASIs for External Credit Check—one for requests and one for responses.

Credit Check Request

The Credit Check Request ASI is an outbound call that triggers the back-office credit limit check business service in an order, and populates the credit status check result in the Siebel application. The Siebel application issues a warning; if a customer does have a sufficient credit limit, the status shown indicates failure.

The following image shows the structure of this ASI, which contains the following components: Request Credit Check and Line Items.



The following table lists the integration component of this ASI.

Integration Component	XML Tag	User Keys
Line Items	LineItems	No user keys
Request Credit Check	RequestCreditCheck	No user keys

Request Credit Check Fields in Credit Check Request ASI

The following table lists the Request Credit Check fields and their attributes in the Credit Check Request ASI. Fields without a length specified do not have a maximum length associated with them.

Name	XML Tag	Data Type	Length	Req.	Note
Amount	Amount	DTYPE_NUMBER	NA	No	None
Bill To Account Id	BillToAccountId	DTYPE_ID	15	No	None
Bill To Account Integration Id	BillToAccountIntegrationId	DTYPE_ID	30	No	None
Bill To Account Location	BillToAccountLocation	DTYPE_TEXT	50	No	None
Bill To Account Name	BillToAccountName	DTYPE_TEXT	100	No	None
Bill To Address Id	BillToAddressId	DTYPE_ID	15	No	None
Bill To Alias	BillToAlias	DTYPE_TEXT	50	No	None

Name	XML Tag	Data Type	Length	Req.	Note
Bill To City	BillToCity	DTYPE_TEXT	50	No	None
Bill To Country	BillToCountry	DTYPE_TEXT	50	No	None
Bill To County	BillToCounty	DTYPE_TEXT	50	No	None
Bill To DUNS Number	BillToDUNSNumber	DTYPE_TEXT	15	No	None
Bill To Postal Code	BillToPostalCode	DTYPE_TEXT	30	No	None
Bill To Primary Organization Id	BillToPrimaryOrganizationId	DTYPE_ID	15	No	None
Bill To Primary Organization Name	BillToPrimaryOrganizationName	DTYPE_TEXT	100	No	None
Bill To Province	BillToProvince	DTYPE_TEXT	50	No	None
Bill To State	BillToState	DTYPE_TEXT	10	No	None
Bill To Street Address	BillToStreetAddress	DTYPE_TEXT	200	No	None
Bill To Street Address 2	BillToStreetAddress2	DTYPE_TEXT	100	No	None
Bill To VAT Registration Number	BillToVATRegistrationNumber	DTYPE_TEXT	30	No	None
Currency	Currency	DTYPE_TEXT	20	No	None
Document Id	DocumentId	DTYPE_TEXT	30	Yes	None
Document Integration Id	DocumentIntegrationId	DTYPE_TEXT	30	No	None
Document Type	DocumentType	DTYPE_TEXT	10	Yes	Contains either Quote or Order value.
Order Type Id	OrderTypeId	DTYPE_ID	15	No	Applies only if Document Type is Order.

Line Items Fields in Credit Check Request ASI

The following table lists the Line Items fields and their attributes in the Credit Check Request ASI. Fields without a length specified do not have a maximum length associated with them.

Name	XML Tag	Data Type	Length	Req.
Extended Quantity	ExtendedQuantity	DTYPE_NUMBER	22	No
Id	Id	DTYPE_ID	15	No
Item Price	ItemPrice	DTYPE_NUMBER	22	No
Line Number	LineNumber	DTYPE_NUMBER	22	No
Net Price	NetPrice	DTYPE_NUMBER	22	No
Parent Order Item Number	ParentOrderItemNumber	DTYPE_NUMBER	22	No
Product Id	ProductId	DTYPE_ID	15	No
Quantity Requested	QuantityRequested	DTYPE_NUMBER	22	No
Rollup Item Price	RollupItemPrice	DTYPE_NUMBER	22	No
Start Price	StartPrice	DTYPE_NUMBER	22	No
Unit Price	UnitPrice	DTYPE_NUMBER	22	No

Credit Check Response

The following table lists the integration component in the Credit Check Response ASI.

Integration Component	XML Tag	User Keys
Request Credit Check Response	RequestCreditCheckResponse	No user keys

Request Credit Check Response Fields in Credit Check Response ASI

The following table lists the Request Credit Check Response fields and their attributes in the Credit Check Response ASI.

Name	XML Tag	Data Type	Length	Req.
Bill To Account Id	BillToAccountId	DTYPE_ID	15	No
Bill To Account Integration Id	BillToAccountIntegrationId	DTYPE_ID	30	No
Bill To Account Location	BillToAccountLocation	DTYPE_TEXT	50	No
Bill To Account Name	BillToAccountName	DTYPE_TEXT	100	No
Bill To Primary Organization Id	BillToPrimaryOrganizationId	DTYPE_ID	15	No
Bill To Primary Organization Name	BillToPrimaryOrganizationName	DTYPE_TEXT	100	No
Credit Status As Of	CreditStatusAsOf	DTYPE_DATETIME	NA	No
Credit Status Code	CreditStatusCode	DTYPE_TEXT	30	No
Credit Status Message	CreditStatusMessage	DTYPE_TEXT	250	No
Document Id	DocumentId	DTYPE_ID	15	Yes
Document Integration Id	DocumentIntegrationId	DTYPE_TEXT	15	No
Document Type	DocumentType	DTYPE_TEXT	10	Yes
Error Status	ErrorStatus	DTYPE_TEXT	30	Yes
Error Text	ErrorText	DTYPE_TEXT	250	No

External Shipment Tracking

The External Shipment Tracking ASI enables a customer to check the location and status of an order after it leaves the seller.

There are two ASIs for External Shipment Tracking—one for requests and one for responses.

Shipment Tracking Interface Request

The Shipment Tracking Interface Request uses the Shipment Information Business Component. The following table lists the components in the Shipment Tracking Interface Request ASI.

Integration Component	XML Tag	User Keys
Shipment Information	ShipmentInformation	No user keys

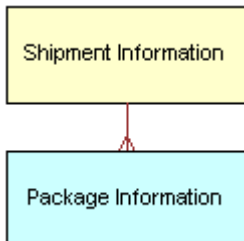
Shipment Information Fields in Shipment Tracking Interface Request ASI

The following table lists the Shipment Information fields and their attributes in the Shipment Tracking Interface Request ASI.

Name	XML Tag	Data Type	Length	Req.	Note
Carrier	Carrier	DTYPE_TEXT	30	No	Used to pick a related entity.
Country Code	CountryCode	DTYPE_TEXT	10	No	None
Language	Language	DTYPE_TEXT	10	No	None
Package Tracking Number	PackageTrackingNumber	DTYPE_TEXT	40	C	Package tracking number. Conditionally required if Shipment Identification Number or Shipment Reference Number is not provided.
Request Action	RequestAction	DTYPE_TEXT	20	Yes	None
Request Option	RequestOption	DTYPE_TEXT	20	No	None
Shipment Identification Number	ShipmentIdentificationNum	DTYPE_TEXT	50	C	Shipment tracking number. Conditionally required if Package Tracking Number or Shipment Reference Number is not provided.
Shipment Reference Number	ShipmentReferenceNum	DTYPE_TEXT	30	C	Shipment Reference number is defined by the seller (and is conditionally required if Package Tracking Number or Shipment Identification Number is not provided).
Shipper Number	ShipperNumber	DTYPE_TEXT	60	C	Conditionally required if Shipment Reference Number is provided.

Shipment Tracking Interface Response

The following image shows the structure for Shipment Tracking Interface Response, which contains the following components: Shipment Information and Package Information.



The following table lists the integration components in the Shipment Tracking Interface Response ASI.

Integration Component	XML Tag	User Keys
Shipment Information	ShipmentInformation	No user keys
Package Information	PackageInformation	No user keys

Shipment Information Fields in Shipment Tracking Interface Response ASI

The following table lists the Shipment Information fields and their attributes in the Shipment Tracking Interface Response ASI. Fields without a length specified do not have a maximum length associated with them.

Name	XML Tag	Data Type	Length	Req.	Notes
Response Code	ResponseCode	DTYPE_TEXT	10	Yes	None
Response Message	ResponseMessage	DTYPE_TEXT	100	Yes	None
Shipment Identification Number	ShipmentIdentificationNum	DTYPE_TEXT	50	C	Tracking number at the shipment level (logical construct). Conditionally required if Shipment Reference Number is not provided.
Shipment Pickup Date	ShipmentPickupDate	DTYPE_UTCDATETIME	10	No	None
Shipment Reference Number	ShipmentReferenceNumber	DTYPE_TEXT	30	C	Conditionally required if

Name	XML Tag	Data Type	Length	Req.	Notes
					Shipment Identification Number is not provided.
Shipment Scheduled Delivery Date	ShipmentScheduledDeliveryDate	DTYPE_UTCDATETIME	10	No	None
Shipment Service Description	ShipmentServiceDescription	DTYPE_TEXT	100	No	None
Shipment Ship To Address Line 1	ShipmentShipToAddressLine1	DTYPE_TEXT	200	No	None
Shipment Ship To Address Line 2	ShipmentShipToAddressLine2	DTYPE_TEXT	100	No	None
Shipment Ship To City	ShipmentShipToCity	DTYPE_TEXT	50	No	None
Shipment Ship To Country	ShipmentShipToCountry	DTYPE_TEXT	30	No	None
Shipment Ship To Postal Code	ShipmentShipToPostalCode	DTYPE_TEXT	30	No	None
Shipment Ship To State	ShipmentShipToState	DTYPE_TEXT	10	No	None
Shipper Number	ShipperNumber	DTYPE_TEXT	60	Y	None

Package Information Fields in Shipment Tracking Interface Response ASI

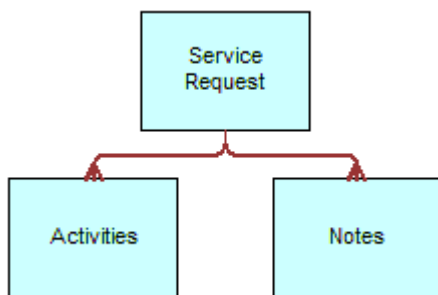
The following table lists the Package Information fields and their attributes in the Shipment Tracking Interface Response ASI. Fields without a length specified do not have a maximum length associated with them.

Name	XML Tag	Data Type	Length	Req.
Comments	Comments	DTYPE_TEXT	100	No
Package Activity Date	PackageActivityDate	DTYPE_DATE	20	No
Package Activity Location City	PackageActivityLocationCity	DTYPE_TEXT	20	No
Package Activity Location Country	PackageActivityLocationCountry	DTYPE_TEXT	20	No

Name	XML Tag	Data Type	Length	Req.
Package Activity Location Description	PackageActivityLocationDescription	DTYPE_TEXT	20	No
Package Activity Location Signed For By Name	PackageActivityLocationSignedForByM	DTYPE_TEXT	20	No
Package Activity Status Description	PackageActivityStatusDescription	DTYPE_TEXT	20	No
Package Activity Time	PackageActivityTime	DTYPE_TIME	20	No
Package Tracking Number	PackageTrackingNumber	DTYPE_TEXT	20	Yes
Response Code	ResponseCode	DTYPE_TEXT	10	No
Response Message	ResponseMessage	DTYPE_TEXT	100	No

Siebel SIA Service Request

The Siebel SIA Service Request ASI enables an application to create an SIA service request within the Siebel application. The following image shows the Siebel SIA Service Request ASI structure, which contains the following components: Service Request, Activities, and Notes.



The following table lists the integration components of this ASI.

Name	XML Tag	User Keys
Action	Action	<ol style="list-style-type: none"> 1. Id 2. Activity UId
Related Account External Product	AccountExternalProduct	<ol style="list-style-type: none"> 1. Id 2. AEP Account Id, AEP Product Id, Version
SR External Product	SRExternalProduct	<ul style="list-style-type: none"> • Name, Version

Name	XML Tag	User Keys
Service Request	ServiceRequest	<ol style="list-style-type: none"> 1. Id 2. Primary Organization Id, SR Number

Action Fields in Siebel SIA Service Request ASI

The following table lists the Action fields and their attributes in Siebel SIA Service Request ASI.

Name	XML Tag	Data Type	Length	Required
Abstract	Abstract	DTYPE_TEXT	100	No
Activity SR Id	ActivitySRId	DTYPE_ID	15	No
Activity UID	ActivityUID	DTYPE_TEXT	30	No
Asset Id	AssetId	DTYPE_ID	15	No
Asset Number	AssetNumber	DTYPE_TEXT	100	No
Audience	Audience	DTYPE_TEXT	30	No
Comment	Comment	DTYPE_TEXT	1,500	No
Description	Description	DTYPE_TEXT	100	No
Done	Done	DTYPE_TEXT	30	No
Duration Hours	DurationHours	DTYPE_NUMBER	22	No
Duration Minutes	DurationMinutes	DTYPE_NUMBER	22	No
Id	Id	DTYPE_ID	30	No
Planned	Planned	DTYPE_TEXT	30	No
Planned Completion	PlannedCompletion	DTYPE_TEXT	30	No
Primary Owner Id	PrimaryOwnerId	DTYPE_ID	15	No
Resolution Code	ResolutionCode	DTYPE_TEXT	30	No

Name	XML Tag	Data Type	Length	Required
Started	Started	DTYPE_TEXT	30	No
Type	Type	DTYPE_TEXT	30	No

Related Account External Product Fields in Siebel SIA Service Request ASI

The following table lists the Related Account External Product fields and their attributes in Siebel SIA Service Request ASI.

Name	XML Tag	Data Type	Length	Required
AEP Account Id	AEPAccountId	DTYPE_ID	30	No
AEP Product Id	AEPProductId	DTYPE_ID	30	No
Id	Id	DTYPE_ID	30	No
Version	Version	DTYPE_TEXT	30	No

SR External Product Fields in Siebel SIA Service Request ASI

The following table lists the SR External Product fields and their attributes in Siebel SIA Service Request ASI.

Name	XML Tag	Data Type	Length	Required
Name	Name	DTYPE_TEXT	100	No
Version	Version	DTYPE_TEXT	30	No

Service Request Fields in Siebel SIA Service Request ASI

The following table lists the Service Request fields and their attributes in Siebel SIA Service Request ASI.

Name	XML Tag	Data Type	Length	Required
Abstract	Abstract	DTYPE_TEXT	100	No
Account	Account	DTYPE_TEXT	100	No
Account Id	AccountId	DTYPE_ID	15	No

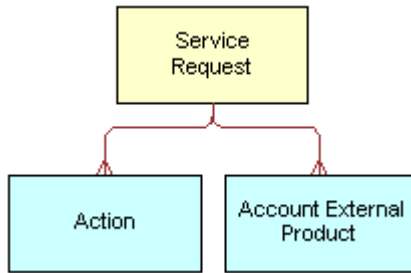
Name	XML Tag	Data Type	Length	Required
Account Location	AccountLocation	DTYPE_TEXT	50	No
Agreement Id	AgreementId	DTYPE_ID	15	No
Asset Id	AssetId	DTYPE_ID	15	No
Closed Date	ClosedDate	DTYPE_TEXT	30	No
Commit Time	CommitTime	DTYPE_TEXT	30	No
Contact Business Phone	ContactBusinessPhone	DTYPE_TEXT	30	No
Contact Created	ContactCreated	DTYPE_TEXT	30	No
Contact First Name	ContactFirstName	DTYPE_TEXT	50	No
Contact Id	ContactId	DTYPE_ID	15	No
Contact Last Name	ContactLastName	DTYPE_TEXT	50	No
Customer Ref Number	CustomerRefNumber	DTYPE_TEXT	64	No
Description	Description	DTYPE_TEXT	2,000	No
Entitlement Id	EntitlementId	DTYPE_ID	15	No
Entitlement Name	EntitlementName	DTYPE_TEXT	50	No
Group Id	GroupId	DTYPE_ID	15	No
Id	Id	DTYPE_ID	30	No
Owned By Id	OwnedById	DTYPE_ID	15	No
Owner	Owner	DTYPE_TEXT	50	No
Primary Organization Id	PrimaryOrganizationId	DTYPE_ID	15	No
Primary Service Agreement Id	PrimaryServiceAgreementId	DTYPE_ID	15	No

Name	XML Tag	Data Type	Length	Required
Priority	Priority	DTYPE_TEXT	30	No
Product	Product	DTYPE_TEXT	100	No
Product Id	ProductId	DTYPE_ID	15	No
SR Number	SRNumber	DTYPE_TEXT	64	No
SR Type	SRType	DTYPE_TEXT	30	No
Serial Number	SerialNumber	DTYPE_TEXT	100	No
Service Request Type	ServiceRequestType	DTYPE_TEXT	30	No
Severity	Severity	DTYPE_TEXT	30	No
Source	Source	DTYPE_TEXT	30	No
Status	Status	DTYPE_TEXT	30	No
Sub-Area	Subarea	DTYPE_TEXT	30	No
Sub-Status	Sub-Status	DTYPE_TEXT	30	No
Type	Type	DTYPE_TEXT	30	No
operation	operation	DTYPE_TEXT	30	No
searchspec	searchspec	DTYPE_TEXT	250	No

Siebel Service Request

The Siebel Service Request ASI is part of the Manage Service Request business process. Use this ASI to synchronize service requests in the Siebel application with an external target application. This ASI facilitates both outbound and inbound data synchronization between the Siebel application and an external target application.

The following image shows the Siebel Service Request ASI structure, which contains the following components: Service Request, Action, and Account External Product.



The following table lists the integration components and user keys of this ASI.

Integration Component	XML Tag	User Keys
Action	Action	<ol style="list-style-type: none"> 1. Id 2. Activity UID
Account External Product	AccountExternalProduct	<ol style="list-style-type: none"> 1. Id 2. AEP Account Id, AEP Product Id, Version
Service Request	ServiceRequest	<ol style="list-style-type: none"> 1. Id 2. Primary Organization Id, SR Number
SR External Product	SrExternalProduct	<ul style="list-style-type: none"> • Name, Version

Action Fields in Siebel Service Request ASI

The following table lists the Action fields and their attributes in Siebel Service Request ASI. Fields without a length specified do not have a maximum length associated with them.

Name	XML Tag	Data Type	Length	Required
Abstract	Abstract	DTYPE_TEXT	100	No
Activity SR Id	ActivitySRId	DTYPE_ID	15	No
Activity UID	ActivityUID	DTYPE_TEXT	30	No
Asset Id	AssetId	DTYPE_ID	15	No
Asset Number	AssetNumber	DTYPE_TEXT	100	No
Audience	Audience	DTYPE_TEXT	30	No
Comment	Comment	DTYPE_TEXT	1,500	No
Description	Description3	DTYPE_TEXT	100	No

Name	XML Tag	Data Type	Length	Required
Done	Done	DTYPE_TEXT	30	No
Duration Hours	DurationHours	DTYPE_NUMBER	22	No
Duration Minutes	DurationMinutes	DTYPE_NUMBER	22	No
Id	Id	DTYPE_ID	30	No
Planned	Planned	DTYPE_TEXT	30	No
Planned Completion	PlannedCompletion	DTYPE_TEXT	30	No
Primary Owner Id	PrimaryOwnerId	DTYPE_ID	15	No
Resolution Code	ResolutionCode	DTYPE_TEXT	30	No
Started	Started	DTYPE_TEXT	30	No
Type	Type	DTYPE_TEXT	30	No

Account External Product Fields in Siebel Service Request ASI

The following table lists the Account External Product fields and their attributes in Siebel Service Request ASI. Fields without a length specified do not have a maximum length associated with them.

Name	XML Tag	Data Type	Length	Required
AEP Account Id	AEPAccountId	DTYPE_ID	30	No
AEP Product Id	AEPProductId	DTYPE_ID	30	No
Id	Id	DTYPE_ID	30	No
Version	Version	DTYPE_TEXT	30	No

Service Request Fields in Siebel Service Request ASI

The following table lists the Service Request fields and their attributes in Siebel Service Request ASI. Fields without a length specified do not have a maximum length associated with them.

Name	XML Tag	Data Type	Length	Required
Abstract	Abstract	DTYPE_TEXT	100	No
Account	Account	DTYPE_TEXT	100	No
Account Id	AccountId	DTYPE_ID	15	No
Account Location	AccountLocation	DTYPE_TEXT	50	No
Agreement Id	AgreementId	DTYPE_ID	15	No
Area	Area	DTYPE_TEXT	30	No
Asset Id	AssetId	DTYPE_ID	15	No
Closed Date	ClosedDate	DTYPE_TEXT	30	No
Commit Time	CommitTime	DTYPE_TEXT	30	No
Contact Business Phone	ContactBusinessPhone	DTYPE_TEXT	NA	No
Contact Created	ContactCreated	DTYPE_TEXT	30	No
Contact First Name	ContactFirstName	DTYPE_TEXT	50	No
Contact Id	ContactId	DTYPE_ID	15	No
Contact Last Name	ContactLastName	DTYPE_TEXT	50	No
Customer Reference Number	CustomerReferenceNumber	DTYPE_TEXT	64	No
Description	Description	DTYPE_TEXT	2,000	No
Entitlement Id	EntitlementId	DTYPE_ID	15	No
Entitlement Name	EntitlementName	DTYPE_TEXT	50	No
Group Id	GroupId	DTYPE_ID	NA	No
Id	Id	DTYPE_ID	30	No
Owned By Id	OwnedById	DTYPE_ID	30	No

Name	XML Tag	Data Type	Length	Required
Owner	Owner	DTYPE_TEXT	50	No
Primary Organization Id	PrimaryOrganizationId	DTYPE_ID	15	No
Primary Service Agreement Id	PrimaryServiceAgreementId	DTYPE_ID	15	No
Priority	Priority	DTYPE_TEXT	30	No
Product	Product	DTYPE_TEXT	100	No
Product Id	ProductId	DTYPE_ID	15	No
SR Number	SRNumber	DTYPE_TEXT	64	No
SR Type	SRTYPE	DTYPE_TEXT	30	No
Serial Number	SerialNumber	DTYPE_TEXT	NA	No
Service Request Type	ServiceRequestType	DTYPE_TEXT	30	No
Severity	Severity	DTYPE_TEXT	30	No
Source	Source	DTYPE_TEXT	30	No
Status	Status	DTYPE_TEXT	30	No
Sub-Area	Sub-Area	DTYPE_TEXT	30	No
Sub-Status	Sub-Status	DTYPE_TEXT	30	No
Type	Type	DTYPE_TEXT	30	No
operation	operation	DTYPE_TEXT	30	No
searchspec	searchspec	DTYPE_TEXT	250	No

SR External Product Fields in Siebel Service Request ASI

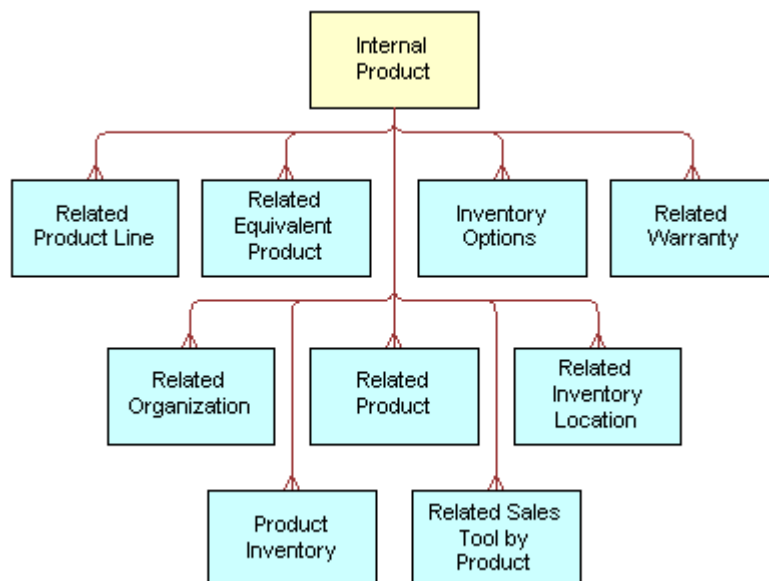
The following table lists the SR External Product fields and their attributes in Siebel Service Request ASI. Fields without a length specified do not have a maximum length associated with them.

Name	XML Tag	Data Type	Length	Required
Name	Name	DTYPE_TEXT	100	No
Version	Version	DTYPE_TEXT	30	No

Siebel Simple Product

The Siebel Simple Product ASI receives information about simple products created in third-party systems and enables users to create, update, and query a product in the Siebel application. The Siebel Simple Product ASI is intended to synchronize the Siebel application to external product masters, and does not support the receipt of information for customized products or bundles.

The following image shows the structure of the Siebel Simple Product ASI (for an Internal Product), which contains the following components: Related Product Line, Related Equivalent Product, Inventory Options, Related Warranty, Related Organization, Related Product, Related Inventory Location, Product Inventory, and Related Sales Tool by Product.



The following table lists the integration components and user keys for this ASI.

Integration Component	XML Tag	User Keys
Internal Product	InternalProduct	<ol style="list-style-type: none"> 1. Id 2. Integration Id

Integration Component	XML Tag	User Keys
		<ol style="list-style-type: none"> Product Name, Primary Organization, Primary Vendor, Vendor Site, Vendor Primary Organization
Inventory Options	InventoryOptions	<ol style="list-style-type: none"> Id Integration Id Inventory Type, Product Name
Product Inventory	ProductInventory	<ol style="list-style-type: none"> Id Product Name, Inventory Location Id
Related Equivalent Product	RelatedEquivalentProduct	<ol style="list-style-type: none"> Id Integration Id Equivalent Product, Equivalent Product Primary Organization, Equivalent Product Vendor, Equivalent Product Vendor Location, Equivalent Product Vendor Organization
Related Inventory Location	RelatedInventoryLocation	<ol style="list-style-type: none"> Id Integration Id Inventory Name, Primary Organization
Related Organization	RelatedOrganization	<ol style="list-style-type: none"> Id Integration Id Organization
Related Product	RelatedProduct	<ol style="list-style-type: none"> Id Integration Id Product Name, Vendor, Vendor Location, Organization
Related Product Line	RelatedProductLine	<ol style="list-style-type: none"> Id Integration Id Product Line
Related Sales Tool by Product	RelatedSalesToolByProduct	<ol style="list-style-type: none"> Id Integration Id Name, Primary Organization
Related Warranty	RelatedWarranty	<ol style="list-style-type: none"> Id Integration Id Warranty Name, Warranty Provider Name, Warranty Provider Primary Organization, Warranty Provider Site

Internal Product Fields in Siebel Simple Product ASI

The following table lists the Internal Product fields and their attributes in Siebel Simple Product ASI. Fields without a length specified do not have a maximum length associated with them

Name	XML Tag	Data Type	Length	Req.
Allocate Below Safety Flag	AllocateBelowSafetyFlag	DTYPE_TEXT	30	No

Name	XML Tag	Data Type	Length	Req.
Auto Allocate Flag	AutoAllocateFlag	DTYPE_TEXT	30	No
Auto Substitute Flag	AutoSubstituteFlag	DTYPE_TEXT	30	No
Class Id	ClassId	DTYPE_ID	NA	No
Class Integration Id	ClassIntegrationId	DTYPE_TEXT	30	No
Class Name	ClassName	DTYPE_TEXT	75	No
Class Type	ClassType	DTYPE_TEXT	30	No
Compensable	CompensableFlag	DTYPE_TEXT	NA	No
Description	Description	DTYPE_TEXT	255	No
Division Code	DivisionCode	DTYPE_TEXT	30	No
Effective End Date	EffectiveEndDate	DTYPE_DATETIME	NA	No
Effective Start Date	EffectiveStartDate	DTYPE_DATETIME	NA	No
Field Replacable	FieldReplacable	DTYPE_TEXT	NA	No
Global Assembly Level Code	GlobalAssemblyLevelCode	DTYPE_TEXT	50	No
Global Product Classification Code	GlobalProductClassificationCode	DTYPE_TEXT	50	No
Global Product Identifier	GlobalProductIdentifier	DTYPE_TEXT	50	No
Global Product Lifecycle Status Code	GlobalProductLifecycleStatusCode	DTYPE_TEXT	50	No
Global Supply Chain Code	GlobalSupplyChainCode	DTYPE_TEXT	50	No
Id	Id	DTYPE_ID	30	No
Image Name	ImageName	DTYPE_TEXT	100	No
Image Primary Organization Name	ImagePrimaryOrganizationName	DTYPE_TEXT	100	No

Name	XML Tag	Data Type	Length	Req.
ImageFileName	ImageFileName	DTYPE_TEXT	200	No
Integration Id	IntegrationId	DTYPE_TEXT	30	No
IsAdminMode	IsAdminMode	DTYPE_TEXT	NA	No
Item Size	ItemSize	DTYPE_NUMBER	NA	No
Lead Time	LeadTime	DTYPE_TEXT	30	No
MTBF	MTBF	DTYPE_NUMBER	NA	No
MTTR	MTTR	DTYPE_NUMBER	NA	No
Maximum Quantity	MaximumQuantity	DTYPE_NUMBER	NA	No
Minimum Quantity	MinimumQuantity	DTYPE_NUMBER	NA	No
Orderable	Orderable	DTYPE_TEXT	NA	No
Parent Internal Product Id (Joined)	ParentInternalProductId	DTYPE_ID	NA	No
Parent Internal Product Integration Id	ParentInternalProductIntegrationId	DTYPE_TEXT	30	No
Parent Internal Product Name	ParentInternalProductName	DTYPE_TEXT	100	No
Parent Internal Product Primary Organization	ParentInternalProductPrimaryOrganization	DTYPE_TEXT	100	No
Parent Internal Product Vendor	ParentInternalProductVendor	DTYPE_TEXT	100	No
Parent Internal Product Vendor Location	ParentInternalProductVendorLocation	DTYPE_TEXT	50	No
Parent Internal Product Vendor Organization	ParentInternalProductVendorOrganization	DTYPE_TEXT	100	No
Part Number	PartNumber	DTYPE_TEXT	50	No
Primary Organization	PrimaryOrganization	DTYPE_TEXT	50	No

Name	XML Tag	Data Type	Length	Req.
Primary Vendor	PrimaryVendor	DTYPE_TEXT	100	No
Product Image Id	ProductImageId	DTYPE_ID	NA	No
Product Image Integration Id	ProductImageIntegrationId	DTYPE_TEXT	30	No
Product Level	ProductLevel	DTYPE_NUMBER	NA	No
Product Name	ProductName	DTYPE_TEXT	100	No
Product Thumbnail Image Id	ProductThumbnailImageId	DTYPE_ID	NA	No
Product Type	ProductType	DTYPE_TEXT	30	No
Return if Defective	ReturnifDefective	DTYPE_TEXT	NA	No
Revision	Version	DTYPE_TEXT	30	No
Sales Product	SalesProduct	DTYPE_TEXT	NA	No
Serialized	Serialized	DTYPE_TEXT	NA	No
Service Product	ServiceProduct	DTYPE_TEXT	NA	No
Ship Carrier	Carrier	DTYPE_TEXT	30	No
Shipping Via	ShippingVia	DTYPE_TEXT	30	No
Status	Status	DTYPE_TEXT	30	No
Targeted Country	TargetedCountry	DTYPE_TEXT	250	No
Targeted Industry	TargetedIndustry	DTYPE_TEXT	250	No
Targeted Max Age	TargetedMaxAge	DTYPE_NUMBER	NA	No
Targeted Min Age	TargetedMinAge	DTYPE_NUMBER	NA	No
Targeted Postal Code	TargetedPostalCode	DTYPE_TEXT	250	No
Tool Flag	ToolFlag	DTYPE_TEXT	NA	No

Name	XML Tag	Data Type	Length	Req.
Unit of Measure	UnitofMeasure	DTYPE_TEXT	30	No
Units In Inventory	UnitsInInventory	DTYPE_NUMBER	NA	No
Units In Inventory As Of	UnitsInInventoryAsOf	DTYPE_TEXT	NA	No
Vendor Id	VendorId	DTYPE_ID	NA	No
Vendor Integration Id	VendorIntegrationId	DTYPE_TEXT	30	No
Vendor Part Number	VendorPartNumber	DTYPE_TEXT	50	No
Vendor Primary Organization	VendorPrimaryOrganization	DTYPE_TEXT	100	No
Vendor Site	VendorSite	DTYPE_TEXT	50	No
operation	operation	DTYPE_TEXT	30	No
searchspec	searchspec	DTYPE_TEXT	250	No

Inventory Options Fields in Siebel Simple Product ASI

The following table lists the Inventory Options fields and their attributes in Siebel Simple Product ASI. Fields without a length specified do not have a maximum length associated with them

Name	XML Tag	Data Type	Length	Req.
Allocate Below Safety Flag	AllocateBelowSafetyFlag	DTYPE_TEXT	30	No
Auto Allocate Flag	AutoAllocateFlag	DTYPE_TEXT	30	No
Auto Substitute Flag	AutoSubstituteFlag	DTYPE_TEXT	30	No
Class ABC	ClassABC	DTYPE_TEXT	30	No
Class XYZ	ClassXYZ	DTYPE_TEXT	30	No
Id	Id	DTYPE_ID	30	No
Integration Id	IntegrationId	DTYPE_TEXT	30	No

Name	XML Tag	Data Type	Length	Req.
Inventory Type	InventoryType	DTYPE_TEXT	30	No
Product Name	ProductName	DTYPE_TEXT	100	No
operation	operation	DTYPE_TEXT	30	No
searchspec	searchspec	DTYPE_TEXT	250	No

Product Inventory Fields in Siebel Simple Product ASI

The following table lists the Product Inventory fields and their attributes in Siebel Simple Product ASI. Fields without a length specified do not have a maximum length associated with them

Name	XML Tag	Data Type	Length	Req.
Allocate Below Safety Stock Flag	AllocateBelowSafetyStockFlag	DTYPE_TEXT	30	No
Auto Allocate Flag	AutoAllocateFlag	DTYPE_TEXT	30	No
Auto Substitute Flag	AutoSubstituteFlag	DTYPE_TEXT	30	No
Id	Id	DTYPE_ID	30	No
Inventory Location Id	InventoryLocationId	DTYPE_ID	30	No
Maximum Inventory Level	MaximumInventoryLevel	DTYPE_NUMBER	22	No
Minimum Inventory Level	MinimumInventoryLevel	DTYPE_NUMBER	22	No
Movement Class	MovementClass	DTYPE_TEXT	30	No
Product Id	ProductId	DTYPE_TEXT	30	No
Product Name	ProductName	DTYPE_TEXT	100	No
Safety Stock Level	SafetyStockLevel	DTYPE_NUMBER	22	No
Value Class	ValueClass	DTYPE_TEXT	30	No
operation	operation	DTYPE_TEXT	30	No

Name	XML Tag	Data Type	Length	Req.
searchspec	searchspec	DTYPE_TEXT	250	No

Related Equivalent Product Fields in Siebel Simple Product ASI

The following table lists the Related Equivalent Product fields and their attributes in Siebel Simple Product ASI. Fields without a length specified do not have a maximum length associated with them

Name	XML Tag	Data Type	Length	Req.
Equivalent Product	EquivalentProduct	DTYPE_TEXT	100	No
Equivalent Product Primary Organization	EquivalentProductPrimaryOrganization	DTYPE_TEXT	50	No
Equivalent Product Vendor	EquivalentProductVendor	DTYPE_TEXT	100	No
Equivalent Product Vendor Location	EquivalentProductVendorLocation	DTYPE_TEXT	50	No
Equivalent Product Vendor Organization	EquivalentProductVendorOrganization	DTYPE_TEXT	100	No
Id	Id	DTYPE_ID	30	No
Integration Id	IntegrationId	DTYPE_TEXT	30	No
IsPrimaryMVG	IsPrimaryMVG	DTYPE_TEXT	1	No
operation	operation	DTYPE_TEXT	30	No
searchspec	searchspec	DTYPE_TEXT	250	No

Related Inventory Location Fields in Siebel Simple Product ASI

The following table lists the Related Inventory Location fields and their attributes in Siebel Simple Product ASI. Fields without a length specified do not have a maximum length associated with them

Name	XML Tag	Data Type	Length	Req.
Id	Id	DTYPE_ID	30	No
Integration Id	IntegrationId	DTYPE_TEXT	30	No

Name	XML Tag	Data Type	Length	Req.
Inventory Name	InventoryName	DTYPE_TEXT	100	No
Primary Organization Name	PrimaryOrganizationName	DTYPE_TEXT	100	No
operation	operation	DTYPE_TEXT	30	No
searchspec	searchspec	DTYPE_TEXT	250	No

Related Organization Fields in Siebel Simple Product ASI

The following table lists the Related Organization fields and their attributes in Siebel Simple Product ASI. Fields without a length specified do not have a maximum length associated with them

Name	XML Tag	Data Type	Length	Req.
Id	Id	DTYPE_ID	30	No
Integration Id	IntegrationId	DTYPE_TEXT	30	No
IsPrimaryMVG	IsPrimaryMVG	DTYPE_TEXT	1	No
Organization	Organization	DTYPE_TEXT	50	No
Sales Unit of Measure	SalesUnitofMeasure	DTYPE_TEXT	30	No
operation	operation	DTYPE_TEXT	30	No
searchspec	searchspec	DTYPE_TEXT	250	No

Related Product Fields in Siebel Simple Product ASI

The following table lists the Related Product fields and their attributes in Siebel Simple Product ASI. Fields without a length specified do not have a maximum length associated with them

Name	XML Tag	Data Type	Length	Req.
Id	Id	DTYPE_ID	30	No
Integration Id	IntegrationId	DTYPE_TEXT	30	No

Name	XML Tag	Data Type	Length	Req.
IsPrimaryMVG	IsPrimaryMVG	DTYPE_TEXT	1	No
Organization	Organization	DTYPE_TEXT	50	No
Product Name	ProductName	DTYPE_TEXT	100	No
Vendor	Vendor	DTYPE_TEXT	100	No
Vendor Location	VendorLocation	DTYPE_TEXT	50	No
operation	operation	DTYPE_TEXT	30	No
searchspec	searchspec	DTYPE_TEXT	250	No

Related Product Line Fields in Siebel Simple Product ASI

The following table lists the Related Product Line fields and their attributes in Siebel Simple Product ASI. Fields without a length specified do not have a maximum length associated with them

Name	XML Tag	Data Type	Length	Req.
Id	Id	DTYPE_ID	30	No
Integration Id	IntegrationId	DTYPE_TEXT	30	No
IsPrimaryMVG	IsPrimaryMVG	DTYPE_TEXT	1	No
Product Line	ProductLine	DTYPE_TEXT	100	No
operation	operation	DTYPE_TEXT	30	No
searchspec	searchspec	DTYPE_TEXT	250	No

Related Sales Tool by Product Fields in Siebel Simple Product ASI

The following table lists the Related Sales Tool by Product fields and their attributes in Siebel Simple Product ASI. Fields without a length specified do not have a maximum length associated with them

Name	XML Tag	Data Type	Length	Req.
Id	Id	DTYPE_ID	30	No

Name	XML Tag	Data Type	Length	Req.
Integration Id	IntegrationId	DTYPE_TEXT	30	No
Literature Type	LiteratureType	DTYPE_TEXT	30	No
LitFileName	LitFileName	DTYPE_TEXT	220	No
Name	Name	DTYPE_TEXT	50	No
Primary Organization	PrimaryOrganization	DTYPE_TEXT	50	No
operation	operation	DTYPE_TEXT	30	No
searchspec	searchspec	DTYPE_TEXT	250	No

Related Warranty Fields in Siebel Simple Product ASI

The following table lists the Related Warranty fields and their attributes in Siebel Simple Product ASI. Fields without a length specified do not have a maximum length associated with them

Name	XML Tag	Data Type	Length	Req.
Id	Id	DTYPE_ID	30	No
Integration Id	IntegrationId	DTYPE_TEXT	30	No
Warranty Name	WarrantyName	DTYPE_TEXT	100	No
Warranty Provider Name	WarrantyProviderName	DTYPE_TEXT	100	No
Warranty Provider Primary Organization	WarrantyProviderPrimaryOrganization	DTYPE_TEXT	100	No
Warranty Provider Site	WarrantyProviderSite	DTYPE_TEXT	50	No
operation	operation	DTYPE_TEXT	30	No
searchspec	searchspec	DTYPE_TEXT	250	No

7 Siebel Communications, Media, and Energy ASIs

Siebel Communications, Media, and Energy ASIs

This chapter provides a list of the prebuilt Siebel Communications, Media, and Energy ASIs that are provided with Siebel applications. You can use these ASIs to receive, send, or request data from other applications.

This chapter includes the following topics:

- *About Prebuilt Communications, Media, and Energy ASIs*
- *Order Management*
- *Siebel Order*
- *Customer Lifecycle Management*
- *Siebel Account*
- *Billing Management*
- *Siebel Invoice*
- *Siebel Invoice Adjustment*
- *CUT Payment Interface*
- *CUT Account Balance Interface - Request*
- *CUT Account Balance Interface - Response*
- *Siebel Meter Reading*
- *Siebel Meter Usage Data*
- *Siebel Payment*
- *Siebel Simple Product*
- *Trouble Ticketing Management*
- *Siebel Trouble Ticket*

Note: Required is abbreviated as Req. and Not Applicable is abbreviated as NA in the following tables.

About Prebuilt Communications, Media, and Energy ASIs

The following table lists all the Communications, Media, and Energy ASIs and integration objects that Oracle provides. Each ASI is based on an integration object and can be used to integrate data for all the fields of that integration object.

Product Area	ASI, Integration Object	Description
Order Management	Siebel Order	For details, see <i>Siebel Order</i> .
Customer Life Cycle Management	Siebel Account	For details, see <i>Siebel Account</i> .
Customer Life Cycle Management	Siebel Contact	ASI to facilitate the inbound and outbound transfer of contact data from the Siebel application. For details, see <i>Siebel Contact</i> .
Billing Management	Siebel Invoice	For details, see <i>Siebel Invoice</i> .
Billing Management	Siebel Invoice Adjustment	For details, see <i>Siebel Invoice Adjustment</i> .
Billing Management	CUT Payment Interface Integration Object	For details, see <i>CUT Payment Interface</i> .
Billing Management	CUT Account Balance Interface - Request Integration Object	For details, see <i>CUT Account Balance Interface - Request</i> .
Billing Management	CUT Account Balance Interface - Response Integration Object	For details, see <i>CUT Account Balance Interface - Response</i> .
Billing Management	Siebel Meter Reading	ASI to facilitate the inbound and outbound transfer of meter reading data from the Siebel application. For details, see <i>Siebel Meter Reading</i> .
Billing Management	Siebel Meter Usage Data	ASI to facilitate the inbound and outbound transfer of meter usage data from the Siebel application. For details, see <i>Siebel Meter Usage Data</i> .
Billing Management	Siebel Payment	For details, see <i>Siebel Payment</i> .
Product and Pricing Administration	Siebel Simple Product	For details, see <i>Siebel Simple Product</i> .
Product and Pricing Administration	Siebel Price List	ASI to enable the synchronization and update of a price list and the price list items. For details, see <i>Siebel Price List</i> .
Product and Pricing Administration	Siebel Asset	ASI that associates a customer with a unique product. For details, see <i>Siebel Assets</i> .
Trouble Ticketing Management	Siebel Trouble Ticket	ASI that results in the use of a trouble ticket in the Siebel application when an external application detects an outage

Product Area	ASI, Integration Object	Description
		or network fault. For details, see <i>Siebel Trouble Ticket</i> .

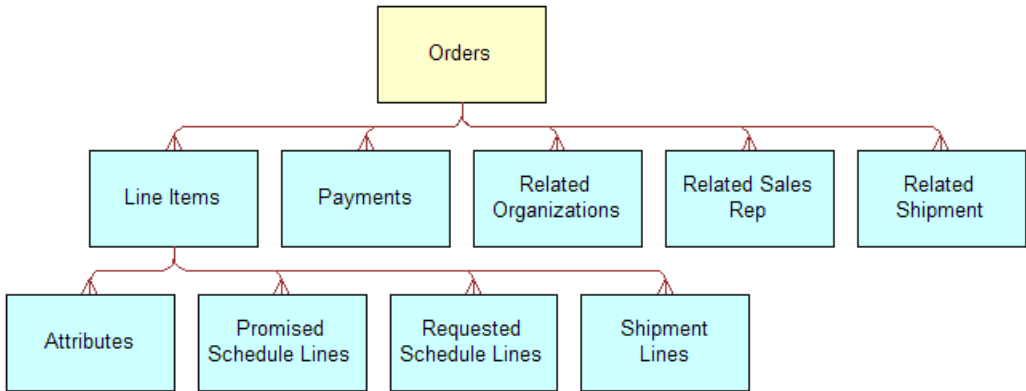
Order Management

Order Management uses a single ASI, Siebel Order, to enable the submission and processing of orders and the update of order line items.

Siebel Order

The Siebel Order ASI enables customers to capture and validate orders so that they can successfully submit the orders to a fulfillment system.

The following image shows the Siebel Order ASI structure, which contains the following components for Orders: Line Items, Payments, Related Organizations, Related Sales Rep and Related Shipment. Line Items has the following children: Attributes, Promised Schedule Lines, Requested Schedule Lines, and Shipment Lines.



The following table lists the integration components and XML tags of this ASI.

Integration Component	XML Tag	User Keys
Attributes	Attributes	1. Id 2. Integration Id 3. Name, Object Id
Line Items	LinItems	1. Id 2. Integration Id 3. Line Number
Orders	Orders	1. Id 2. Integration Id

Integration Component	XML Tag	User Keys
		<ol style="list-style-type: none"> Order Number, Revision, Primary Organization, Order Type Order Number, Revision, Organization DUNS Number, Order Type
Payments	Payments	<ol style="list-style-type: none"> Id Integration Id Payment #, Payment Type
Promised Schedule Lines	PromisedScheduleLines	<ol style="list-style-type: none"> Id Integration Id Line Item Action Number
Related Organization	RelatedOrganization	<ol style="list-style-type: none"> Id Integration Id Organization
Related Sales Rep	RelatedSalesRep	<ol style="list-style-type: none"> Id Integration Id Position Login
Related Shipment	RelatedShipment	<ol style="list-style-type: none"> Id Integration Id Shipment Number
Requested Schedule Lines	RequestedScheduleLines	<ol style="list-style-type: none"> Id Integration Id Line Number
Shipment Lines	ShipmentItem	<ol style="list-style-type: none"> Id Integration Id Shipment Line Number

Attributes Fields in Siebel Order ASI

The following table lists the Attributes fields and their attributes in Siebel Order ASI.

Name	XML Tag	Data Type	Length	Req.
Action Code	ActionCode	DTYPE_TEXT	30	No
Attribute Id	Attributeld	DTYPE_ID	NA	No
Data Type	DataType	DTYPE_TEXT	30	No
Description	Description	DTYPE_TEXT	255	No
Hidden	Hidden	DTYPE_TEXT	NA	No
Id	Id	DTYPE_ID	30	No

Name	XML Tag	Data Type	Length	Req.
Integration Id	IntegrationId	DTYPE_TEXT	30	No
LOV Type	ListOfValueType	DTYPE_TEXT	30	No
Name	Name	DTYPE_TEXT	75	No
Object Id	ObjectId	DTYPE_ID	NA	No
Read Only	ReadOnly	DTYPE_TEXT	NA	No
Required	Required	DTYPE_TEXT	NA	No
Sequence	Sequence	DTYPE_NUMBER	NA	No
Validation	Validation	DTYPE_TEXT	250	No
Value	Value	DTYPE_TEXT	100	No
operation	operation	DTYPE_TEXT	30	No

Line Items Fields in Siebel Order ASI

The following table lists the Line Items fields and their attributes in Siebel Order ASI.

Name	XML Tag	Data Type	Length	Req.
Action Code	ActionCode	DTYPE_TEXT	30	No
Asset Id	AssetId	DTYPE_ID	NA	No
Asset Integration Id	AssetIntegrationId	DTYPE_TEXT	30	No
Asset Internal Integration Id	AssetInternalIntegrationId	DTYPE_TEXT	30	No
Asset Number	AssetNumber	DTYPE_TEXT	NA	No
Available Date	AvailableDate	DTYPE_TEXT	NA	No
Available Quantity	AvailableQuantity	DTYPE_NUMBER	NA	No

Name	XML Tag	Data Type	Length	Req.
Available Status	AvailableStatus	DTYPE_TEXT	30	No
Available Status As Of Date	AvailableStatusAsOfDate	DTYPE_TEXT	NA	No
Base Price	BasePrice	DTYPE_TEXT	NA	No
Billable Flag	BillableFlag	DTYPE_TEXT	NA	No
Billing Account	BillingAccount	DTYPE_TEXT	NA	No
Billing Account Id	BillingAccountId	DTYPE_ID	NA	No
Billing Profile Id	BillingProfileId	DTYPE_TEXT	NA	No
Cancelled Quantity	CancelledQuantity	DTYPE_NUMBER	NA	No
Covered Product Unit Price	CoveredProductUnitPrice	DTYPE_TEXT	NA	No
Delivery Status	DeliveryStatus	DTYPE_TEXT	30	No
Description	Description	DTYPE_TEXT	NA	No
Destination Inventory Location	DestinationInventoryLocation	DTYPE_TEXT	100	No
Destination Inventory Location Id	DestinationInventoryLocationId	DTYPE_ID	NA	No
Destination Inventory Location Integration Id	DestinationInventoryLocationIntegrationId	DTYPE_TEXT	30	No
Discount Amount	DiscountAmount	DTYPE_TEXT	NA	No
Freight Amount	FreightAmount	DTYPE_TEXT	NA	No
Hold Flag	HoldFlag	DTYPE_TEXT	NA	No
Hold Reason	HoldReason	DTYPE_TEXT	30	No
Id	Id	DTYPE_ID	30	No
Integration Id	IntegrationId	DTYPE_TEXT	30	No

Name	XML Tag	Data Type	Length	Req.
Integration Status	IntegrationStatus	DTYPE_TEXT	30	No
Integration Status As Of Date	IntegrationStatusAsOfDate	DTYPE_TEXT	NA	No
Invoiced Quantity	InvoicedQuantity	DTYPE_NUMBER	NA	No
Item Price	ItemPrice	DTYPE_TEXT	NA	No
Line Integration Id	LineIntegrationId	DTYPE_TEXT	30	No
Line Number	LineNumber	DTYPE_NUMBER	NA	No
Loaner Flag	LoanerFlag	DTYPE_TEXT	NA	No
Net Price	NetPrice	DTYPE_TEXT	NA	No
Note	Note	DTYPE_TEXT	1,500	No
Order Header Id	OrderHeaderId	DTYPE_ID	NA	No
Order Number	OrderNumber	DTYPE_TEXT	30	No
Package Name (Inbound)	PackageNameInbound	DTYPE_TEXT	50	No
Package Name (Outbound)	PackageNameOutbound	DTYPE_TEXT	NA	No
Parent Order Item Id	ParentOrderItemId	DTYPE_ID	NA	No
Part Number	PartNumber	DTYPE_TEXT	50	No
Partial Ship	PartialShip	DTYPE_TEXT	NA	No
Product	Product	DTYPE_TEXT	100	No
Product Global Identifier	ProductGlobalIdentifier	DTYPE_TEXT	50	No
Product Id	ProductId	DTYPE_ID	NA	No
Product Integration Id	ProductIntegrationId	DTYPE_TEXT	30	No

Name	XML Tag	Data Type	Length	Req.
Product Primary Organization Id	ProductPrimaryOrganizationId	DTYPE_TEXT	NA	No
Requested Date	RequestedDate	DTYPE_TEXT	NA	No
Requested Quantity	RequestedQuantity	DTYPE_NUMBER	NA	No
Return To Account DUNS Number	ReturnToAccountDUNSNumber	DTYPE_TEXT	9	No
Return To Account Id	ReturnToAccountId	DTYPE_ID	NA	No
Return To Account Integration Id	ReturnToAccountIntegrationId	DTYPE_TEXT	30	No
Return To Account Name	ReturnToAccountName	DTYPE_TEXT	100	No
Return To Account Site	ReturnToAccountSite	DTYPE_TEXT	50	No
Return To Address Id	ReturnToAddressId	DTYPE_ID	NA	No
Return To Address Integration Id	ReturnToAddressIntegrationId	DTYPE_TEXT	30	No
Return To Contact Id	ReturnToContactId	DTYPE_ID	NA	No
Return To Contact Integration Id	ReturnToContactIntegrationId	DTYPE_TEXT	30	No
Return To First Name	ReturnToFirstName	DTYPE_TEXT	50	No
Return To Last Name	ReturnToLastName	DTYPE_TEXT	50	No
Root Order Item Id	RootOrderItemId	DTYPE_ID	NA	No
Sales Unit of Measure	SalesUnitofMeasure	DTYPE_TEXT	30	No
Service Account	ServiceAccount	DTYPE_TEXT	NA	No
Service Account Id	ServiceAccountId	DTYPE_TEXT	30	No
Service Account Type	ServiceAccountType	DTYPE_TEXT	NA	No

Name	XML Tag	Data Type	Length	Req.
Service Id	ServiceId	DTYPE_TEXT	NA	No
Service Instance Flag	ServiceInstanceFlag	DTYPE_TEXT	NA	No
Service Point	ServicePoint	DTYPE_TEXT	NA	No
Service Profile Id	ServiceProfileId	DTYPE_TEXT	NA	No
Service Type	ServiceType	DTYPE_TEXT	30	No
Ship Date	ShipDate	DTYPE_DATETIME	NA	No
Ship Instruction	ShipInstruction	DTYPE_TEXT	250	No
Ship Quantity	ShipQuantity	DTYPE_NUMBER	NA	No
Ship To Account	ShipToAccount	DTYPE_TEXT	100	No
Ship To Account DUNS Number	ShipToAccountDUNSNumber	DTYPE_TEXT	9	No
Ship To Account Id	ShipToAccountId	DTYPE_ID	NA	No
Ship To Account Integration Id	ShipToAccountIntegrationId	DTYPE_TEXT	30	No
Ship To Account Site	ShipToAccountSite	DTYPE_TEXT	50	No
Ship To Address	ShipToAddress	DTYPE_TEXT	50	No
Ship To Address 2	ShipToAddress2	DTYPE_TEXT	50	No
Ship To Address Id	ShipToAddressId	DTYPE_ID	NA	No
Ship To City	ShipToCity	DTYPE_TEXT	30	No
Ship To Contact - First Name	ShipToContact-FirstName	DTYPE_TEXT	50	No
Ship To Contact - Last Name	ShipToContact-LastName	DTYPE_TEXT	50	No
Ship To Contact Id	ShipToContactId	DTYPE_ID	NA	No

Name	XML Tag	Data Type	Length	Req.
Ship To Contact Integration Id	ShipToContactIntegrationId	DTYPE_TEXT	30	No
Ship To Country	ShipToCountry	DTYPE_TEXT	15	No
Ship To State	ShipToState	DTYPE_TEXT	15	No
Ship To Zip	ShipToZip	DTYPE_TEXT	15	No
Ship to Address Integration Id	ShiptoAddressIntegrationId	DTYPE_TEXT	30	No
Shipping Carrier	ShippingCarrier	DTYPE_TEXT	30	No
Shipping Charges	ShippingCharges	DTYPE_TEXT	NA	No
Shipping Method	ShippingMethod	DTYPE_TEXT	30	No
Shipping Terms	ShippingTerms	DTYPE_TEXT	30	No
Single Source	SingleSource	DTYPE_TEXT	NA	No
Smart Part Number	SmartPartNumber	DTYPE_TEXT	250	No
Source Inventory Loc Integration Id	SourceInventoryLocationIntegrationId	DTYPE_TEXT	30	No
Source Inventory Location	SourceInventoryLocation	DTYPE_TEXT	100	No
Source Inventory Location Id	SourceInventoryLocationId	DTYPE_ID	NA	No
Start Price	StartPrice	DTYPE_TEXT	NA	No
Status	Status	DTYPE_TEXT	30	No
Status As Of Date	StatusAsOfDate	DTYPE_TEXT	NA	No
Tax Amount	TaxAmount	DTYPE_TEXT	NA	No
Unit of Measure	UnitofMeasure	DTYPE_TEXT	30	No
Volume	Volume	DTYPE_NUMBER	NA	No

Name	XML Tag	Data Type	Length	Req.
Volume Unit of Measure	VolumeUnitofMeasure	DTYPE_TEXT	30	No
Weight	Weight	DTYPE_NUMBER	NA	No
Weight Unit of Measure	WeightUnitofMeasure	DTYPE_TEXT	30	No
operation	operation	DTYPE_TEXT	30	No

Orders Fields in Siebel Order ASI

The following table lists the Orders fields and their attributes in Siebel Order ASI.

Name	XML Tag	Data Type	Length	Req.
Account	Account	DTYPE_TEXT	100	No
Account DUNS Number	AccountDUNSNumber	DTYPE_TEXT	9	No
Account Id	AccountId	DTYPE_ID	NA	No
Account Integration Id	AccountIntegrationId	DTYPE_TEXT	30	No
Account Site	AccountSite	DTYPE_TEXT	100	No
Active	Active	DTYPE_TEXT	NA	No
Approved	Approved	DTYPE_TEXT	NA	No
Approved By	ApprovedBy	DTYPE_TEXT	NA	No
Approved By Date	ApprovedByDate	DTYPE_TEXT	NA	No
Available Date	AvailableDate	DTYPE_TEXT	NA	No
Available Status	AvailableStatus	DTYPE_TEXT	30	No
Available Status As Of Date	AvailableStatusAsOfDate	DTYPE_TEXT	NA	No
Bill To - First Name	BillTo-FirstName	DTYPE_TEXT	50	No
Bill To - Last Name	BillTo-LastName	DTYPE_TEXT	50	No

Name	XML Tag	Data Type	Length	Req.
Bill To Account	BillToAccount	DTYPE_TEXT	100	No
Bill To Account DUNS Number	BillToAccountDUNSNumber	DTYPE_TEXT	9	No
Bill To Account Id	BillToAccountId	DTYPE_ID	NA	No
Bill To Account Integration Id	BillToAccountIntegrationId	DTYPE_TEXT	30	No
Bill To Account Site	BillToAccountSite	DTYPE_TEXT	50	No
Bill To Address	BillToAddress	DTYPE_TEXT	50	No
Bill To Address 2	BillToAddress2	DTYPE_TEXT	50	No
Bill To Address Id	BillToAddressId	DTYPE_ID	NA	No
Bill To Address Integration Id	BillToAddressIntegrationId	DTYPE_TEXT	30	No
Bill To City	BillToCity	DTYPE_TEXT	30	No
Bill To Contact Id	BillToContactId	DTYPE_ID	NA	No
Bill To Contact Integration Id	BillToContactIntegrationId	DTYPE_TEXT	30	No
Bill To Country	BillToCountry	DTYPE_TEXT	15	No
Bill To State	BillToState	DTYPE_TEXT	30	No
Bill To Zip	BillToZip	DTYPE_TEXT	15	No
Billable Flag	BillableFlag	DTYPE_TEXT	NA	No
Billing Block	BillingBlock	DTYPE_TEXT	30	No
Campaign Id	CampaignId	DTYPE_ID	NA	No
Campaign Integration Id	CampaignIntegrationId	DTYPE_TEXT	30	No
Campaign Name	CampaignName	DTYPE_TEXT	100	No

Name	XML Tag	Data Type	Length	Req.
Carrier	Carrier	DTYPE_TEXT	30	No
Carrier Priority	CarrierPriority	DTYPE_TEXT	30	No
Comments	Comments	DTYPE_TEXT	250	No
Contact First Name	ContactFirstName	DTYPE_TEXT	50	No
Contact Id	ContactId	DTYPE_ID	NA	No
Contact Integration Id	ContactIntegrationId	DTYPE_TEXT	30	No
Contact Last Name	ContactLastName	DTYPE_TEXT	50	No
Contract Id	ContractId	DTYPE_ID	NA	No
Contract Integration Id	ContractIntegrationId	DTYPE_TEXT	30	No
Contract Name	ContractName	DTYPE_TEXT	50	No
Credit Status	CreditStatus	DTYPE_TEXT	NA	No
Currency Code	CurrencyCode	DTYPE_TEXT	20	No
Delivery Status	DeliveryStatus	DTYPE_TEXT	30	No
Description	Description	DTYPE_TEXT	255	No
Destination Inventory Id	DestinationInventoryLocationId	DTYPE_ID	NA	No
Destination Inventory Location	DestinationInventoryLocation	DTYPE_TEXT	100	No
Destination Inventory Location Integration Id	DestinationInventoryLocationIntegrationId	DTYPE_TEXT	30	No
Discount Amount	DiscountAmount	DTYPE_TEXT	NA	No
Entitlement Id	EntitlementId	DTYPE_ID	NA	No
Entitlement Name	EntitlementName	DTYPE_TEXT	50	No

Name	XML Tag	Data Type	Length	Req.
External Order Number	ExternalOrderNumber	DTYPE_TEXT	NA	No
Hold Flag	HoldFlag	DTYPE_TEXT	NA	No
Hold Reason	HoldReason	DTYPE_TEXT	30	No
Id	Id	DTYPE_ID	30	No
Integration Id	IntegrationId	DTYPE_TEXT	30	No
Integration Message	IntegrationMessage	DTYPE_TEXT	2,000	No
Integration Status	IntegrationStatus	DTYPE_TEXT	30	No
Integration Status As Of Date	IntegrationStatusAsOfDate	DTYPE_TEXT	NA	No
Opportunity Id	OpportunityId	DTYPE_ID	NA	No
Opportunity Integration Id	OpportunityIntegrationId	DTYPE_TEXT	30	No
Opportunity Name	OpportunityName	DTYPE_TEXT	100	No
Order Date	OrderDate	DTYPE_TEXT	NA	No
Order Number	OrderNumber	DTYPE_TEXT	30	No
Order Priority	OrderPriority	DTYPE_TEXT	30	No
Order Type	OrderType	DTYPE_TEXT	30	No
Order Type Id	OrderTypeId	DTYPE_ID	NA	No
Organization DUNS Number	OrganizationDUNSNumber	DTYPE_TEXT	9	No
Parent Order Id	ParentOrderId	DTYPE_ID	NA	No
Partial Ship	PartialShip	DTYPE_TEXT	NA	No
Pay To Account	PayToAccount	DTYPE_TEXT	100	No

Name	XML Tag	Data Type	Length	Req.
Pay To Account DUNS Number	PayToAccountDUNSNumber	DTYPE_TEXT	9	No
Pay To Account Id	PayToAccountId	DTYPE_ID	NA	No
Pay To Account Integration Id	PayToAccountIntegrationId	DTYPE_TEXT	30	No
Pay To Account Site	PayToAccountSite	DTYPE_TEXT	50	No
Pay To Address Id	PayToAddressId	DTYPE_ID	NA	No
Pay To Address Integration Id	PayToAddressIntegrationId	DTYPE_TEXT	30	No
Pay To Contact First Name	PayToContactFirstName	DTYPE_TEXT	50	No
Pay To Contact Id	PayToContactId	DTYPE_ID	NA	No
Pay To Contact Integration Id	PayToContactIntegrationId	DTYPE_TEXT	30	No
Pay To Contact Last Name	PayToContactLastName	DTYPE_TEXT	50	No
Payment Term	PaymentTerm	DTYPE_TEXT	50	No
Payment Term Id	PaymentTermId	DTYPE_ID	NA	No
Payment Term Integration Id	PaymentTermIntegrationId	DTYPE_TEXT	30	No
Price List	PriceList	DTYPE_TEXT	50	No
Price List Id	PriceListId	DTYPE_ID	NA	No
Price List Integration Id	PriceListIntegrationId	DTYPE_TEXT	30	No
Pricing Date	PricingDate	DTYPE_TEXT	NA	No
Primary Organization	PrimaryOrganization	DTYPE_TEXT	100	No
Primary Organization Id	PrimaryOrganizationId	DTYPE_ID	NA	No
Project Id	ProjectId	DTYPE_ID	NA	No

Name	XML Tag	Data Type	Length	Req.
Project Integration Id	ProjectIntegrationId	DTYPE_TEXT	30	No
Project Name	ProjectName	DTYPE_TEXT	100	No
Promotion Id	PromotionId	DTYPE_ID	NA	No
Purchase Order Number	PurchaseOrderNumber	DTYPE_TEXT	50	No
Quote Id	QuoteId	DTYPE_ID	NA	No
Quote Integration Id	QuoteIntegrationId	DTYPE_TEXT	30	No
Quote Number	QuoteNumber	DTYPE_TEXT	30	No
Requested Date	RequestedDate	DTYPE_TEXT	NA	No
Return Reason	ReturnReason	DTYPE_TEXT	30	No
Return To Account	ReturnToAccount	DTYPE_TEXT	100	No
Return To Account DUNS Number	ReturnToAccountDUNSNumber	DTYPE_TEXT	9	No
Return To Account Id	ReturnToAccountId	DTYPE_ID	NA	No
Return To Account Integration Id	ReturnToAccountIntegrationId	DTYPE_TEXT	30	No
Return To Account Site	ReturnToAccountSite	DTYPE_TEXT	50	No
Return To Address Id	ReturnToAddressId	DTYPE_ID	NA	No
Return To Address Integration Id	ReturnToAddressIntegrationId	DTYPE_TEXT	30	No
Return To Contact First Name	ReturnToContactFirstName	DTYPE_TEXT	50	No
Return To Contact Id	ReturnToContactId	DTYPE_ID	NA	No
Return To Contact Integration Id	ReturnToContactIntegrationId	DTYPE_TEXT	30	No

Name	XML Tag	Data Type	Length	Req.
Return To Contact Last Name	ReturnToContactLastName	DTYPE_TEXT	50	No
Revision	Revision	DTYPE_NUMBER	NA	No
Service Request Id	ServiceRequestId	DTYPE_ID	NA	No
Service Request Number	ServiceRequestNumber	DTYPE_TEXT	NA	No
Ship Complete	ShipComplete	DTYPE_TEXT	NA	No
Ship Instructions	ShipInstructions	DTYPE_TEXT	250	No
Ship To - First Name	ShipTo-FirstName	DTYPE_TEXT	50	No
Ship To - Last Name	ShipTo-LastName	DTYPE_TEXT	50	No
Ship To Account	ShipToAccount	DTYPE_TEXT	100	No
Ship To Account DUNS Number	ShipToAccountDUNSNumber	DTYPE_TEXT	9	No
Ship To Account Id	ShipToAccountId	DTYPE_ID	NA	No
Ship To Account Integration Id	ShipToAccountIntegrationId	DTYPE_TEXT	30	No
Ship To Account Site	ShipToAccountSite	DTYPE_TEXT	50	No
Ship To Address	ShipToAddress	DTYPE_TEXT	50	No
Ship To Address 2	ShipToAddress2	DTYPE_TEXT	50	No
Ship To Address Id	ShipToAddressId	DTYPE_ID	NA	No
Ship To Address Integration Id	ShipToAddressIntegrationId	DTYPE_TEXT	30	No
Ship To City	ShipToCity	DTYPE_TEXT	30	No
Ship To Contact Id	ShipToContactId	DTYPE_ID	NA	No

Name	XML Tag	Data Type	Length	Req.
Ship To Contact Integration Id	ShipToContactIntegrationId	DTYPE_TEXT	30	No
Ship To Country	ShipToCountry	DTYPE_TEXT	15	No
Ship To State	ShipToState	DTYPE_TEXT	30	No
Ship To Zip	ShipToZip	DTYPE_TEXT	15	No
Shipping Charges	ShippingCharges	DTYPE_TEXT	NA	No
Shipping Method	ShippingMethod	DTYPE_TEXT	30	No
Shipping Terms	ShippingTerms	DTYPE_TEXT	30	No
Shipping Terms Info	FreightTermsInfo	DTYPE_TEXT	100	No
Source Inventory Id	SourceInventoryLocationId	DTYPE_ID	NA	No
Source Inventory Loc Integration Id	SourceInventoryLocationIntegrationId	DTYPE_TEXT	30	No
Source Inventory Location	SourceInventoryLocation	DTYPE_TEXT	100	No
Status	Status	DTYPE_TEXT	30	No
Status As Of Date	StatusAsOfDate	DTYPE_TEXT	NA	No
Submit Date	SubmitDate	DTYPE_TEXT	NA	No
Tax Amount	TaxAmount	DTYPE_TEXT	NA	No
Tax Exempt	TaxExempt	DTYPE_TEXT	NA	No
Tax Exempt Code	TaxExemptCode	DTYPE_TEXT	80	No
Tax Exempt Id	TaxExemptId	DTYPE_TEXT	30	No
Tax Rate	TaxRate	DTYPE_NUMBER	NA	No
Total Volume	TotalVolume	DTYPE_NUMBER	NA	No

Name	XML Tag	Data Type	Length	Req.
Total Volume UoM	TotalVolumeUoM	DTYPE_TEXT	30	No
Total Weight	TotalWeight	DTYPE_NUMBER	NA	No
Total Weight UoM	TotalWeightUoM	DTYPE_TEXT	30	No
operation	operation	DTYPE_TEXT	30	No

Promised Schedule Lines Fields in Siebel Order ASI

The following table lists the Promised Schedule Lines fields and their attributes in Siebel Order ASI.

Name	XML Tag	Data Type	Length	Req.
Available Status	AvailableStatus	DTYPE_TEXT	30	No
Available Status As Of Date	AvailableStatusAsOfDate	DTYPE_TEXT	NA	No
Id	Id	DTYPE_ID	30	No
Integration Id	IntegrationId	DTYPE_TEXT	30	No
Line Item Action Number	LineItemActionNumber	DTYPE_TEXT	NA	No
Order Item Id	OrderItemId	DTYPE_ID	NA	No
Order Item Integration Id	OrderItemIntegrationId	DTYPE_TEXT	30	No
Part Number	PartNumber	DTYPE_TEXT	50	No
Product Id	ProductId	DTYPE_ID	NA	No
Product Integration Id	ProductIntegrationId	DTYPE_TEXT	30	No
Product Name	ProductName	DTYPE_TEXT	100	No
Promised Date	PromisedDate	DTYPE_TEXT	NA	No
Promised Quantity	PromisedQuantity	DTYPE_NUMBER	NA	No
Source Inventory Location	SourceInventoryLocation	DTYPE_TEXT	100	No

Name	XML Tag	Data Type	Length	Req.
Source Inventory Location Id	SourceInventoryLocationId	DTYPE_ID	NA	No
Source Inventory Location Integration Id	SourceInventoryLocationIntegrationId	DTYPE_TEXT	30	No
operation	operation	DTYPE_TEXT	30	No

Requested Schedule Lines Fields in Siebel Order ASI

The following table lists the Requested Schedule Lines fields and their attributes in Siebel Order ASI.

Name	XML Tag	Data Type	Length	Req.
Id	Id	DTYPE_ID	30	No
Integration Id	IntegrationId	DTYPE_TEXT	30	No
Line Number	LineNumber	DTYPE_NUMBER	NA	No
Order Item Id	OrderItemId	DTYPE_ID	NA	No
Requested Date	RequestedDate	DTYPE_TEXT	NA	No
Requested Quantity	RequestedQuantity	DTYPE_NUMBER	NA	No
Source Inventory Location	SourceInventoryLocation	DTYPE_TEXT	100	No
Source Inventory Location Id	SourceInventoryLocationId	DTYPE_ID	NA	No
Source Inventory Location Integration Id	SourceInventoryLocationIntegrationId	DTYPE_TEXT	30	No
operation	operation	DTYPE_TEXT	30	No

Payments Fields in Siebel Order ASI

The following table lists the Payments fields and their attributes in Siebel Order ASI.

Name	XML Tag	Data Type	Length	Req.
Account Number	AccountNumber	DTYPE_TEXT	50	No
Authorization Code	AuthorizationCode	DTYPE_TEXT	40	No
Bill To Address Id	BillToAddressId	DTYPE_ID	NA	No
Bill To Address Integration Id	BillToAddressIntegrationId	DTYPE_TEXT	30	No
Card Holder	CardHolder	DTYPE_TEXT	50	No
Credit Card Expiration Month	CreditCardExpirationMonth	DTYPE_TEXT	30	No
Credit Card Expiration Year	CreditCardExpirationYear	DTYPE_TEXT	30	No
Credit Check Message	CreditCheckMessage	DTYPE_TEXT	250	No
Credit Check Status	CreditCheckStatus	DTYPE_TEXT	30	No
Credit Check Status As Of Date	CreditCheckStatusAsOfDate	DTYPE_TEXT	NA	No
Encryption Key	EncryptionKey	DTYPE_TEXT	30	No
Encryption Key Reference	EncryptionKeyReference	DTYPE_TEXT	30	No
Id	Id	DTYPE_ID	30	No
Integration Id	IntegrationId	DTYPE_TEXT	30	No
Issuing Bank Customer Id	IssuingBankCustomerId	DTYPE_TEXT	30	No
Issuing Bank Name	IssuingBankName	DTYPE_TEXT	30	No
Issuing Bank Phone Number	IssuingBankPhoneNumber	DTYPE_TEXT	40	No
Merchant Id	MerchantId	DTYPE_TEXT	30	No
Payment #	Payment	DTYPE_TEXT	30	No
Payment Account Id	PaymentAccountId	DTYPE_ID	NA	No

Name	XML Tag	Data Type	Length	Req.
Payment Account Integration Id	PaymentAccountIntegrationId	DTYPE_TEXT	30	No
Payment Account Name	PaymentAccountName	DTYPE_TEXT	100	No
Payment Account Site	PaymentAccountSite	DTYPE_TEXT	50	No
Payment Method	PaymentMethod	DTYPE_TEXT	30	No
Payment Status	PaymentStatus	DTYPE_TEXT	30	No
Payment Status As Of Date	PaymentStatusAsOfDate	DTYPE_DATETIME	NA	No
Payment Type	PaymentType	DTYPE_TEXT	30	No
Transaction Amount	TransactionAmount	DTYPE_TEXT	NA	No
Transaction Id	TransactionId	DTYPE_TEXT	NA	No
Transaction Time	TransactionTime	DTYPE_TEXT	NA	No
Verification Number	VerificationNumber	DTYPE_TEXT	10	No
operation	operation	DTYPE_TEXT	30	No

Related Organization Fields in Siebel Order ASI

The following table lists the Related Organization fields and their attributes in Siebel Order ASI.

Name	XML Tag	Data Type	Length	Req.
Integration Id	IntegrationId	DTYPE_TEXT	30	No
IsPrimaryMVG	IsPrimaryMVG	DTYPE_TEXT	1	No
Organization	Organization	DTYPE_TEXT	50	No
Organization Id	OrganizationId	DTYPE_ID	NA	No

Related Sales Rep Fields in Siebel Order ASI

The following table lists the Related Sales Rep fields and their attributes in Siebel Order ASI.

Name	XML Tag	Data Type	Length	Req.
Id	Id	DTYPE_ID	30	No
Integration Id	IntegrationId	DTYPE_TEXT	30	No
IsPrimaryMVG	IsPrimaryMVG	DTYPE_TEXT	1	No
Login	Login	DTYPE_TEXT	50	No
Position	Position	DTYPE_TEXT	50	No

Related Shipment Fields in Siebel Order ASI

The following table lists the Related Shipments fields and their attributes in Siebel Order ASI.

Name	XML Tag	Data Type	Length	Req.
Carrier	Carrier	DTYPE_TEXT	30	No
Destination Inventory Location Id	DestinationInventoryLocationId	DTYPE_ID	15	No
Id	Id	DTYPE_ID	30	No
Integration Id	IntegrationId	DTYPE_TEXT	30	No
Shipment Number	ShipmentNumber	DTYPE_TEXT	30	No
Source Inventory Location Id	SourceInventoryLocationId	DTYPE_ID	15	No
Waybill Number	WaybillNumber	DTYPE_TEXT	50	No

Shipment Lines Fields in Siebel Order ASI

The following table lists the Shipment Lines fields and their attributes in Siebel Order ASI.

Name	XML Tag	Data Type	Length	Req.
Confirmed Qty	ConfirmedQty	DTPYE_NUMBER	NA	No
Delivery Date	DeliveryDate	DTYPE_DATETIME	NA	No
Delivery Qty	DeliveryQty	DTPYE_NUMBER	NA	No
Id	Id	DTYPE_ID	NA	No
Integration Id	IntegrationId	DTYPE_TEXT	NA	No
Order Line Id	OrderLineId	DTYPE_ID	NA	No
Shipment Date	ShipmentDate	DTYPE_DATETIME	NA	No
Shipment Line Number	ShipmentLineNumber	DTYPE_TEXT	NA	No
Shipment Qty	ShipmentQty	DTPYE_NUMBER	NA	No

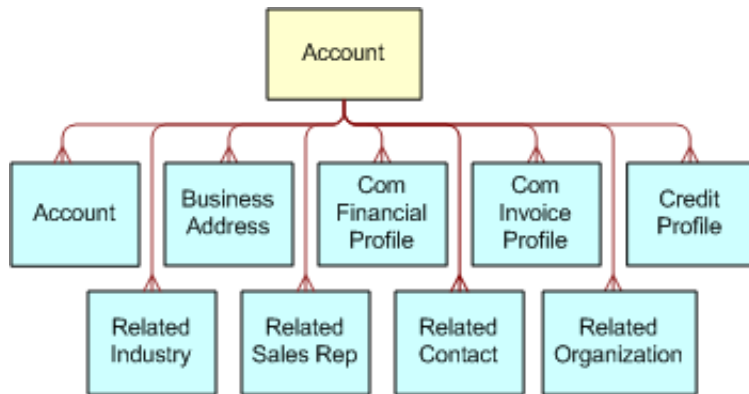
Customer Lifecycle Management

The Siebel Account ASI supports the Customer Lifecycle Management process. This process enables the user to create and validate accounts and to perform other account-related tasks, such as credit approval.

Siebel Account

The Siebel Account ASI is used for business processes related to customer information management. This ASI facilitates inbound and outbound data synchronization between Siebel applications and external systems.

The following image shows the Siebel Account ASI structure, which contains the following components for Account: Account, Business Address, Com Financial Profile, Com Invoice Profile, Credit Profile, Related Industry, Related Sales Rep, Related Contact, and Related Organization.



The following table lists the integration components and XML tags of this ASI.

Integration Component	XML Tag	User Keys
Account	Account	<ol style="list-style-type: none"> Account Id Integration Id Location, Name, Primary Organization
Business Address	BusinessAddress	<ol style="list-style-type: none"> Address Id Address Integration Id
Com Financial Profile	FinancialProfile	<ol style="list-style-type: none"> Id Name
Com Invoice Profile	BillingProfile	<ol style="list-style-type: none"> Id, Name Name
Credit Profile	CreditProfile	<ol style="list-style-type: none"> Credit Profile Id Credit Profile Integration Id Credit Area
Related Contact	RelatedContact	<ol style="list-style-type: none"> Person UId, Primary Organization Contact Id Contact Integration Id
Related Industry	RelatedIndustry	<ol style="list-style-type: none"> Industry Id Industry Integration Id Industry SIC Code
Related Organization	RelatedOrganization	<ol style="list-style-type: none"> Organization Id Organization Integration Id Organization
Related Sales Rep	RelatedSalesRep	<ol style="list-style-type: none"> Position Id Position Integration Id Division, Position Login

Account Fields in Siebel Account ASI

The following table lists the Account fields and their attributes in the Siebel Account ASI.

Name	XML Tag	Data Type	Length	Req.
Account Id	AccountId	DTYPE_ID	30	No
Account Status	AccountStatus	DTYPE_TEXT	24	No
Alias	Alias	DTYPE_TEXT	50	No
Assignment Area Code	AssignmentAreaCode	DTYPE_TEXT	5	No
Assignment Country Code	AssignmentCountryCode	DTYPE_TEXT	5	No
Competitor Flag	CompetitorFlag	DTYPE_TEXT	NA	No
Credit Auto Approval Limit	CreditAutoApprovalLimit	DTYPE_NUMBER	NA	No
Credit Status Date	CreditStatusDate	DTYPE_TEXT	NA	No
Currency Code	CurrencyCode	DTYPE_TEXT	15	No
DUNS Number	DUNSNumber	DTYPE_TEXT	15	No
Description	Description	DTYPE_TEXT	255	No
Domestic Ultimate DUNS	DomesticUltimateDUNS	DTYPE_TEXT	15	No
Expertise	Expertise	DTYPE_TEXT	30	No
Global Ultimate DUNS	GlobalUltimateDUNS	DTYPE_TEXT	15	No
Home Page	HomePage	DTYPE_TEXT	100	No
Integration Id	IntegrationId	DTYPE_TEXT	30	No
Language Code	LanguageCode	DTYPE_ID	15	No
Location	Location	DTYPE_TEXT	50	No
Main Fax Number	MainFaxNumber	DTYPE_TEXT	NA	No
Main Phone Number	MainPhoneNumber	DTYPE_TEXT	NA	No
Master Account Id	MasterAccountId	DTYPE_ID	NA	No

Name	XML Tag	Data Type	Length	Req.
Name	Name	DTYPE_TEXT	100	No
Number of Employees	NumberOfEmployees	DTYPE_NUMBER	NA	No
PO Approved Flag	POApprovedFlag	DTYPE_TEXT	NA	No
PO Auto Approval Currency Code	POAutoApprovalCurrencyCode	DTYPE_TEXT	20	No
PO Auto Approval Date	POAutoApprovalDate	DTYPE_DATETIME	NA	No
PO Auto Approval Limit	POAutoApprovalLimit	DTYPE_TEXT	NA	No
Parent Account Id	ParentAccountId	DTYPE_ID	NA	No
Parent Account Integration Id	ParentAccountIntegrationId	DTYPE_TEXT	30	No
Parent Account Location	ParentAccountLocation	DTYPE_TEXT	50	No
Parent Account Name	ParentAccountName	DTYPE_TEXT	100	No
Parent HQ DUNS	ParentHQDUNS	DTYPE_TEXT	15	No
Partner Flag	PartnerFlag	DTYPE_TEXT	NA	No
Price List	PriceList	DTYPE_TEXT	NA	No
Price List Id	PriceListId	DTYPE_ID	NA	No
Price List Integration Id	PriceListIntegrationId	DTYPE_TEXT	30	No
Primary Organization	PrimaryOrganization	DTYPE_TEXT	100	No
Skip Credit Check	SkipCreditCheck	DTYPE_TEXT	NA	No
Type	Type	DTYPE_TEXT	255	No
VAT registration number	VATRegistrationnumber	DTYPE_TEXT	30	No
operation	operation	DTYPE_TEXT	30	No

Business Address Fields in Siebel Account ASI

The following table describes Business Address fields and their attributes in Siebel Account ASI.

Name	XML Tag	Data Type	Length	Req.
Address Id	AddressId	DTYPE_ID	30	No
Address Integration Id	AddressIntegrationId	DTYPE_TEXT	30	No
City	City	DTYPE_TEXT	50	No
Country	Country	DTYPE_TEXT	50	No
County	County	DTYPE_TEXT	50	No
Email Address	EmailAddress	DTYPE_TEXT	50	No
IsPrimaryMVG	IsPrimaryMVG	DTYPE_TEXT	1	No
Postal Code	PostalCode	DTYPE_TEXT	30	No
Province	Province	DTYPE_TEXT	50	No
State	State	DTYPE_TEXT	10	No
Street Address	StreetAddress	DTYPE_TEXT	200	No
Street Address 2	StreetAddress2	DTYPE_TEXT	100	No
operation	operation	DTYPE_TEXT	30	No

Com Financial Profile Fields in Siebel Account ASI

This table describes the Com Financial Profile fields and their attributes in the Siebel Account ASI.

Name	XML Tag	Data Type	Length	Req.
Account Id	AccountId	DTYPE_ID	NA	No
Account Type	AccountType	DTYPE_TEXT	30	No
Annual Income	AnnualIncome	DTYPE_TEXT	NA	No

Name	XML Tag	Data Type	Length	Req.
Bank Account Name	BankAccountName	DTYPE_TEXT	100	No
Bank Account Number	BankAccountNumber	DTYPE_TEXT	50	No
Bank Branch	BankBranch	DTYPE_TEXT	100	No
Bank Name	BankName	DTYPE_TEXT	100	No
Conflict Id	ConflictId	DTYPE_ID	30	No
Contact First Name	ContactFirstName	DTYPE_TEXT	50	No
Contact Id	ContactId	DTYPE_ID	NA	No
Contact Last Name	ContactLastName	DTYPE_TEXT	50	No
Corporate Number	CorporateNumber	DTYPE_TEXT	30	No
Created	Created	DTYPE_DATETIME	30	No
Credit Agency	CreditAgency	DTYPE_TEXT	30	No
Credit Card Expire Date	CreditCardExpireDate	DTYPE_DATETIME	NA	No
Credit Card Number	CreditCardNumber	DTYPE_TEXT	30	No
Credit Card Type	CreditCardType	DTYPE_TEXT	30	No
Credit Score	CreditScore2	DTYPE_NUMBER	NA	No
Credit Update Date	CreditUpdateDate	DTYPE_DATETIME	NA	No
Credit Updated By	CreditUpdatedBy	DTYPE_ID	NA	No
Currency Code	CurrencyCode2	DTYPE_TEXT	20	No
Current Address Id	CurrentAddressId	DTYPE_ID	NA	No
Current City	CurrentCity	DTYPE_TEXT	50	No
Current Country	CurrentCountry	DTYPE_TEXT	30	No

Name	XML Tag	Data Type	Length	Req.
Current Hire Date	CurrentHireDate	DTYPE_DATETIME	NA	No
Current Postal Code	CurrentPostalCode	DTYPE_TEXT	30	No
Current State	CurrentState	DTYPE_TEXT	10	No
Current Street Address	CurrentStreetAddress	DTYPE_TEXT	200	No
D B Identifier	DBIdentifier	DTYPE_TEXT	30	No
Employer Id	EmployerId	DTYPE_ID	NA	No
Employer Name	EmployerName	DTYPE_TEXT	100	No
Exchange Date	ExchangeDate	DTYPE_DATETIME	NA	No
Former Address Id	FormerAddressId	DTYPE_ID	NA	No
Former City	FormerCity	DTYPE_TEXT	50	No
Former Country	FormerCountry	DTYPE_TEXT	30	No
Former Postal Code	FormerPostalCode	DTYPE_TEXT	30	No
Former State	FormerState	DTYPE_TEXT	10	No
Former Street Address	FormerStreetAddress	DTYPE_TEXT	200	No
Id	Id	DTYPE_ID	30	No
Id Type	IdType	DTYPE_TEXT	30	No
Identifier	Identifier	DTYPE_TEXT	30	No
Legal Name	LegalName	DTYPE_TEXT	100	No
Mod Id	ModId	DTYPE_ID	30	No
Name	Name	DTYPE_TEXT	100	No
Own or Rent	OwnorRent	DTYPE_TEXT	30	No

Name	XML Tag	Data Type	Length	Req.
Previous Employer Id	PreviousEmployerId	DTYPE_ID	NA	No
Status	Status	DTYPE_TEXT	30	No
Tax Id	TaxId2	DTYPE_TEXT	30	No
Tax Profile Cd	TaxProfileCd	DTYPE_TEXT	30	No
Type	Type	DTYPE_TEXT	30	No
Updated	Updated	DTYPE_DATETIME	30	No
operation	operation	DTYPE_TEXT	30	No
searchspec	searchspec	DTYPE_TEXT	250	No

Com Invoice Profile Fields in Siebel Account ASI

The following table lists the Com Invoice Profile fields and their attributes in Siebel Account ASI.

Name	XML Tag	Data Type	Length	Req.
Account Id	AccountId	DTYPE_ID	NA	No
Address Id	AddressId2	DTYPE_ID	NA	No
Bank Account Name	BankAccountName2	DTYPE_TEXT	NA	No
Bank Account Number	BankAccountNumber2	DTYPE_TEXT	NA	No
Bank Account Type	BankAccountType	DTYPE_TEXT	30	No
Bank Authorization Flag	BankAuthorizationflag	DTYPE_TEXT	NA	No
Bank Branch	BankBranch2	DTYPE_TEXT	NA	No
Bank Language Code	BankLanguageCode	DTYPE_TEXT	5	No
Bank Language Id	BankLanguageId	DTYPE_TEXT	5	No

Name	XML Tag	Data Type	Length	Req.
Bank Name	BankName2	DTYPE_TEXT	NA	No
Bill Average	BillAverage	DTYPE_TEXT	NA	No
Bill Cycle	BillCycle	DTYPE_NUMBER	NA	No
Bill Cycle Day	BillCycleDay	DTYPE_NUMBER	NA	No
Bill Frequency	BillFrequency	DTYPE_TEXT	NA	No
Bill Sequence	BillSequence	DTYPE_NUMBER	NA	No
Bill Source	BillSource	DTYPE_TEXT	30	No
Bill Type	BillType	DTYPE_TEXT	NA	No
Bill Vendor Id	BillVendorId	DTYPE_ID	NA	No
Budget Billing Flag	BudgetBillingFlag	DTYPE_TEXT	NA	No
CPNI Date	CPNIDate	DTYPE_DATETIME	NA	No
CPNI Flag	CPNIFlag	DTYPE_TEXT	NA	No
Collections Flag	CollectionsFlag	DTYPE_TEXT	NA	No
Conflict Id	ConflictId	DTYPE_ID	30	No
Contact First Name	ContactFirstName	DTYPE_TEXT	50	No
Contact Id	ContactId	DTYPE_ID	NA	No
Contact Last Name	ContactLastName	DTYPE_TEXT	50	No
Created	Created	DTYPE_DATETIME	30	No
Credit Card Block Flag	CreditCardBlockFlag	DTYPE_TEXT	NA	No
Credit Card Block Reason	CreditCardBlockReason	DTYPE_TEXT	30	No
Credit Card Category	CreditCardCategory	DTYPE_TEXT	30	No

Name	XML Tag	Data Type	Length	Req.
Credit Card Expiration Date	CreditCardExpirationDate	DTYPE_DATETIME	NA	No
Credit Card Name	CreditCardName	DTYPE_TEXT	NA	No
Credit Card Number	CreditCardNumber2	DTYPE_TEXT	NA	No
Credit Card Type	CreditCardType2	DTYPE_TEXT	NA	No
Currency Type	CurrencyType	DTYPE_TEXT	20	No
Days To Cash	DaysToCash	DTYPE_NUMBER	NA	No
Email Bill To	EmailBillTo	DTYPE_TEXT	100	No
External Billing Account Number	ExternalBillingAccountNumber	DTYPE_TEXT	30	No
Extra Copies	ExtraCopies	DTYPE_NUMBER	NA	No
Id	Id	DTYPE_ID	30	No
Interest at Invoice Flag	InterestatInvoiceFlag	DTYPE_TEXT	NA	No
Last Bill Amount	LastBillAmount	DTYPE_TEXT	NA	No
Last Bill Date	LastBillDate	DTYPE_DATETIME	NA	No
Media Type	MediaType	DTYPE_TEXT	30	No
Mod Id	ModId	DTYPE_ID	30	No
Name	Name	DTYPE_TEXT	100	No
No Pay Form Flag	NoPayFormFlag	DTYPE_TEXT	NA	No
Number of Manual Invoices	NumberofManuallInvoices	DTYPE_NUMBER	NA	No
Payment Method	PaymentMethod	DTYPE_TEXT	30	No
Reason for Manual Outsource	ReasonforManualOutsource	DTYPE_TEXT	30	No
Repeat Debtor Flag	RepeatDebtorFlag	DTYPE_TEXT	NA	No

Name	XML Tag	Data Type	Length	Req.
Row Id	RowId	DTYPE_ID	NA	No
Standing Order Flag	StandingOrderFlag	DTYPE_TEXT	NA	No
Statement Flag	StatementFlag	DTYPE_TEXT	NA	No
Status	Status	DTYPE_TEXT	30	No
Updated	Updated	DTYPE_DATETIME	30	No
Yearly Advance Payment Flag	YearlyAdvancePaymentFlag	DTYPE_TEXT	NA	No
operation	operation	DTYPE_TEXT	30	No
searchspec	searchspec	DTYPE_TEXT	250	No

Credit Profile Fields in Siebel Account ASI

The following table list the Credit Profile fields and their attributes in Siebel Account ASI.

Name	XML Tag	Data Type	Length	Req.
Credit Area	CreditArea	DTYPE_TEXT	30	No
Credit Available	CreditAvailable	DTYPE_NUMBER	NA	No
Credit Currency Code	CreditCurrencyCode	DTYPE_TEXT	20	No
Credit Limit	CreditLimit	DTYPE_NUMBER	NA	No
Credit Profile Id	CreditProfileId	DTYPE_ID	30	No
Credit Profile Integration Id	CreditProfileIntegrationId	DTYPE_TEXT	30	No
Credit Reporting Group	CreditReportingGroup	DTYPE_TEXT	50	No
Credit Status Code	CreditStatusCode	DTYPE_TEXT	30	No
Credit Status Message	CreditStatusMessage	DTYPE_TEXT	250	No
Credit Used	CreditUsed	DTYPE_NUMBER	NA	No

Name	XML Tag	Data Type	Length	Req.
IsPrimaryMVG	IsPrimaryMVG	DTYPE_TEXT	1	No
Risk Category Code	RiskCategoryCode	DTYPE_TEXT	30	No
operation	operation	DTYPE_TEXT	30	No

Related Industry Fields in Siebel Account ASI

The following table lists the Related Industry fields and their attributes in Siebel Account ASI.

Name	XML Tag	Data Type	Length	Req.
Industry	Industry	DTYPE_TEXT	50	No
Industry Id	IndustryId	DTYPE_ID	30	No
Industry Integration Id	IndustryIntegrationId	DTYPE_TEXT	30	No
IsPrimaryMVG	IsPrimaryMVG	DTYPE_TEXT	1	No
SIC Code	SICCode	DTYPE_TEXT	30	No

Related Sales Rep Fields in Siebel Account ASI

The following table lists the Related Sales Rep fields and their attributes in the Siebel Account ASI.

Name	XML Tag	Data Type	Length	Req.
Division	Division	DTYPE_TEXT	255	No
IsPrimaryMVG	IsPrimaryMVG	DTYPE_TEXT	1	No
Login	Login	DTYPE_TEXT	50	No
Position	Position	DTYPE_TEXT	50	No
Position Id	PositionId	DTYPE_ID	30	No
Position Integration Id	PositionIntegrationId	DTYPE_TEXT	30	No

Related Contact Fields in Siebel Account ASI

The following table describes the Related Contact fields and their attributes in Siebel Account ASI.

Name	XML Tag	Data Type	Length	Req.
Assistant Phone #	AssistantPhone	DTYPE_TEXT	NA	No
Cellular Phone #	CellularPhone	DTYPE_TEXT	NA	No
Contact Id	ContactId	DTYPE_ID	30	No
Contact Integration Id	ContactIntegrationId	DTYPE_TEXT	30	No
Email Address	EmailAddress	DTYPE_TEXT	50	No
Fax Phone #	FaxPhone	DTYPE_TEXT	NA	No
First Name	FirstName	DTYPE_TEXT	50	No
Job Title	JobTitle	DTYPE_TEXT	75	No
Last Name	LastName	DTYPE_TEXT	50	No
M/F	MF	DTYPE_TEXT	255	No
M/M	MM	DTYPE_TEXT	15	No
Person UId	PersonUId	DTYPE_TEXT	100	No
Primary Organization	PrimaryOrganization	DTYPE_TEXT	100	No
Work Phone #	WorkPhone	DTYPE_TEXT	NA	No

Related Organization Fields in Siebel Account ASI

The following table lists the Related Organization fields and their attributes in Siebel Account ASI.

Name	XML Tag	Data Type	Length	Req.
IsPrimaryMVG	IsPrimaryMVG	DTYPE_TEXT	1	No
Organization	Organization	DTYPE_TEXT	50	No

Name	XML Tag	Data Type	Length	Req.
Organization Id	OrganizationId	DTYPE_ID	NA	No
Organization Integration Id	OrganizationIntegrationId	DTYPE_TEXT	30	No

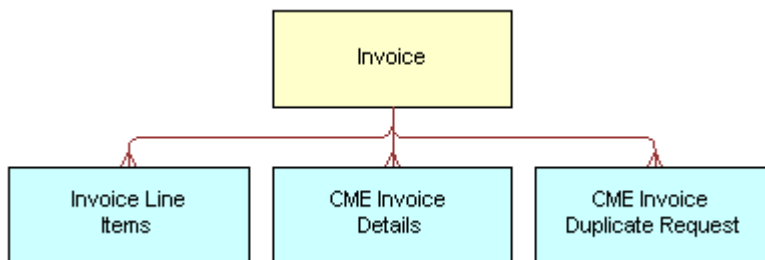
Billing Management

One ASI and four integration objects are associated with eight Billing Management Business Integration Processes: Siebel Invoice ASI, CUT Payment Interface Integration Object, and a request and response set for CUT Account Balance Interface Integration Object.

Siebel Invoice

The Siebel Invoice ASI is used by multiple Business Integration Processes, including Sync Invoice Header, Query Invoice Details, and Request Duplicate Invoice. The ASI has four types of fields associated with it, a different subset of which is used by each calling Business Integration Process to access information in an external billing system.

The following image shows the Siebel Invoice ASI structure, which contains the following components for Invoice: Invoice Line Items, CME Invoice Details, and CME Invoice Duplicate Request.



The following table lists the integration components and XML tags of this ASI.

Integration Component	XML Tag	User Keys
CME Invoice Details	CmeInvoiceDetails	No user keys.
CME Invoice Duplicate Request	CmeInvoiceDuplicateRequest	No user keys.
Invoice	Invoice	<ol style="list-style-type: none"> 1. Id 2. Document Number, Document Type
Invoice Line Items	InvoiceLineItems	<ol style="list-style-type: none"> 1. Id 2. Integration Id

Integration Component	XML Tag	User Keys
		3. Line Number

Invoice Fields in Siebel Invoice ASI

The following table lists the Invoice fields and their attributes in Siebel Invoice ASI.

Name	XML Tag	Data Type	Length	Req.
Account Id	AccountId	DTYPE_ID	NA	No
Account Integration Id	AccountIntegrationId	DTYPE_TEXT	30	No
Account Location	AccountLocation	DTYPE_TEXT	30	No
Account Name	AccountName	DTYPE_TEXT	50	No
Account Organization Name	AccountOrganizationName	DTYPE_TEXT	100	No
Activity Id	ActivityId	DTYPE_ID	NA	No
Activity User Defined Unique Id	ActivityUserDefinedUniqueld	DTYPE_TEXT	30	No
Amount Paid	AmountPaid	DTYPE_TEXT	NA	No
Balance Forward	BalanceForward	DTYPE_TEXT	NA	No
Bill To Person Id	BillToPersonId	DTYPE_TEXT	30	No
Billing End Date	BillingEndDate	DTYPE_TEXT	NA	No
Billing Start Date	BillingStartDate	DTYPE_TEXT	NA	No
Contract Id	ContractId	DTYPE_ID	NA	No
Contract Integration Id	ContractIntegrationId	DTYPE_TEXT	30	No
Contract Name	ContractName	DTYPE_TEXT	50	No
Contract Organization Name	ContractOrganizationName	DTYPE_TEXT	100	No
Contract Revision Number	ContractRevisionNumber	DTYPE_NUMBER	NA	No

Name	XML Tag	Data Type	Length	Req.
Currency Code	CurrencyCode	DTYPE_TEXT	20	No
Delinquent Flag	DelinquentFlag	DTYPE_TEXT	NA	No
Document Date	DocumentDate	DTYPE_TEXT	NA	No
Document Description	DocumentDescription	DTYPE_TEXT	250	No
Document Number	DocumentNumber	DTYPE_TEXT	50	No
Document Period Id	DocumentPeriodId	DTYPE_ID	NA	No
Document Period Name	DocumentPeriodName	DTYPE_TEXT	50	No
Document Period Organization Name	DocumentPeriodOrganizationName	DTYPE_TEXT	100	No
Document Revision Number	DocumentRevisionNumber	DTYPE_NUMBER	NA	No
Document Status	DocumentStatus	DTYPE_TEXT	30	No
Document Sub Type	DocumentSubType	DTYPE_TEXT	30	No
Document Type	DocumentType	DTYPE_TEXT	30	No
Id	Id	DTYPE_ID	30	No
Integration Id	IntegrationId	DTYPE_TEXT	30	No
Order Id	OrderId	DTYPE_ID	NA	No
Order Integration Id	OrderIntegrationId	DTYPE_TEXT	30	No
Order Number	OrderNumber	DTYPE_TEXT	30	No
Order Organization Name	OrderOrganizationName	DTYPE_TEXT	100	No
Order Type	OrderType	DTYPE_TEXT	50	No
Payment Term	PaymentTerm	DTYPE_TEXT	50	No
Payment Term Due Date	PaymentTermDueDate	DTYPE_DATETIME	NA	No

Name	XML Tag	Data Type	Length	Req.
Payment Term Id	PaymentTermId	DTYPE_ID	NA	No
Payment Term Net Days	PaymentTermNetDays	DTYPE_NUMBER	NA	No
Project Id	ProjectId	DTYPE_ID	NA	No
Project Integration Id	ProjectIntegrationId	DTYPE_TEXT	30	No
Project Number	ProjectNumber	DTYPE_TEXT	30	No
Project Organization Name	ProjectOrganizationName	DTYPE_TEXT	100	No
STORED Adjustment Amount	STOREDAdjustmentAmount	DTYPE_TEXT	NA	No
STORED Discount Amount	STOREDDiscountAmount	DTYPE_TEXT	NA	No
STORED Gross Amount	STOREDGrossAmount	DTYPE_TEXT	NA	No
STORED Surcharge Amount	STOREDSurchargeAmount	DTYPE_TEXT	NA	No
STORED Tax Amount	STOREDTaxAmount	DTYPE_TEXT	NA	No
Service Request Id	ServiceRequestId	DTYPE_ID	NA	No
Service Request Number	ServiceRequestNumber	DTYPE_TEXT	64	No
Service Request Organization Name	ServiceRequestOrganizationName	DTYPE_TEXT	100	No
Status	Status	DTYPE_TEXT	30	No
Total Amount	TotalAmount	DTYPE_TEXT	NA	No
Type Code	TypeCode	DTYPE_TEXT	NA	No
operation	operation	DTYPE_TEXT	30	No

Invoice Line Items Fields in Siebel Invoice ASI

The following table lists Invoice Line Items fields and their attributes in Siebel Invoice ASI.

Name	XML Tag	Data Type	Length	Req.
Activity Id	ActivityId	DTYPE_ID	NA	No
Activity User Defined Unique Id	ActivityUserDefinedUniqueid	DTYPE_TEXT	30	No
Contract Id	ContractId	DTYPE_ID	NA	No
Contract Integration Id	ContractIntegrationId	DTYPE_TEXT	30	No
Contract Line Id	ContractLineId	DTYPE_ID	NA	No
Contract Name	ContractName	DTYPE_TEXT	50	No
Contract Organization Name	ContractOrganizationName	DTYPE_TEXT	100	No
Contract Revision Number	ContractRevisionNumber	DTYPE_NUMBER	NA	No
Currency Code	CurrencyCode	DTYPE_TEXT	20	No
Description	Description	DTYPE_TEXT	250	No
Discount Amount	DiscountAmount	DTYPE_TEXT	NA	No
Gross Amount	GrossAmount	DTYPE_TEXT	NA	No
Id	Id	DTYPE_ID	30	No
Integration Id	IntegrationId	DTYPE_TEXT	30	No
Line Number	LineNumber	DTYPE_NUMBER	NA	No
Line Quantity	LineQuantity	DTYPE_NUMBER	NA	No
Line Type	LineType	DTYPE_TEXT	30	No
Order Id	OrderId	DTYPE_ID	NA	No
Order Integration Id	OrderIntegrationId	DTYPE_TEXT	30	No
Order Item Id	OrderItemId	DTYPE_ID	NA	No
Order Item Integration Id	OrderItemIntegrationId	DTYPE_TEXT	30	No

Name	XML Tag	Data Type	Length	Req.
Order Line Number	OrderLineNumber	DTYPE_NUMBER	NA	No
Order Number	OrderNumber	DTYPE_TEXT	30	No
Order Organization Name	OrderOrganizationName	DTYPE_TEXT	100	No
Order Type	OrderType	DTYPE_TEXT	50	No
Person Id	PersonId	DTYPE_ID	NA	No
Product Id	ProductId	DTYPE_ID	NA	No
Product Integration Id	ProductIntegrationId	DTYPE_TEXT	30	No
Product Name	ProductName	DTYPE_TEXT	100	No
Product Organization Name	ProductOrganizationName	DTYPE_TEXT	100	No
Product Vendor Organization Name	ProductVendorOrganizationName	DTYPE_TEXT	100	No
Project Id	ProjectId	DTYPE_ID	NA	No
Project Integration Id	ProjectIntegrationId	DTYPE_TEXT	30	No
Project Item Id	ProjectItemId	DTYPE_ID	NA	No
Project Item Number	ProjectItemNumber	DTYPE_TEXT	30	No
Project Number	ProjectNumber	DTYPE_TEXT	30	No
Project Organization Name	ProjectOrganizationName	DTYPE_TEXT	100	No
Project Resource Id	ProjectResourceId	DTYPE_ID	NA	No
Project Resource Number	ProjectResourceNumber	DTYPE_TEXT	30	No
Service Request Id	ServiceRequestId	DTYPE_ID	NA	No
Service Request Number	ServiceRequestNumber	DTYPE_TEXT	64	No

Name	XML Tag	Data Type	Length	Req.
Service Request Organization Name	ServiceRequestOrganizationName	DTYPE_TEXT	100	No
Surcharge Amount	SurchargeAmount	DTYPE_TEXT	NA	No
Tax Amount	TaxAmount	DTYPE_TEXT	NA	No
Unit of Measure	UnitofMeasure	DTYPE_TEXT	30	No
operation	operation	DTYPE_TEXT	30	No

CME Invoice Details Fields in Siebel Invoice ASI

The following table lists the CME Invoice Details fields and their attributes in Siebel Invoice ASI.

Name	XML Tag	Data Type	Length	Req.
Amount	Amount2	DTYPE_TEXT	NA	No
Call Type	CallType	DTYPE_TEXT	NA	No
Currency	Currency	DTYPE_TEXT	NA	No
Date/Time	DateTime	DTYPE_TEXT	NA	No
Duration	Duration	DTYPE_TEXT	NA	No
Id	Id	DTYPE_ID	30	No
Invoice Header Id	InvoiceHeaderId	DTYPE_TEXT	NA	No
Line Number	LineNumber	DTYPE_TEXT	NA	No
Location	Location	DTYPE_TEXT	NA	No
Number Called	NumberCalled	DTYPE_TEXT	NA	No
Originating Number	OriginatingNumber	DTYPE_TEXT	NA	No
Period	Period	DTYPE_TEXT	NA	No

Name	XML Tag	Data Type	Length	Req.
Rate	Rate	DTYPE_TEXT	NA	No
Segment	Segment	DTYPE_TEXT	NA	No
Service	Service	DTYPE_TEXT	NA	No
Vid	Vid	DTYPE_ID	NA	No
operation	operation	DTYPE_TEXT	30	No

CME Invoice Duplicate Request Fields in Siebel Invoice ASI

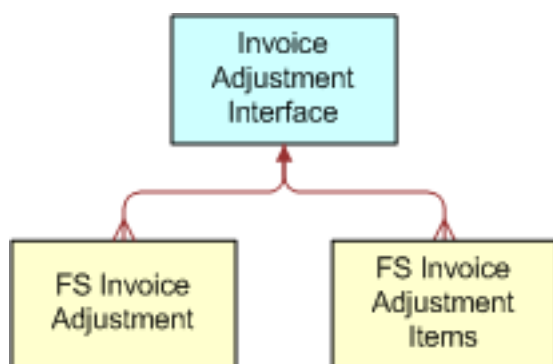
The following table lists the CME Invoice Duplicate Request fields and their attributes in Siebel Invoice ASI.

Name	XML Tag	Data Type	Length	Req.
Copies	Copies	DTYPE_NUMBER	NA	No
Id	Id	DTYPE_ID	30	No
operation	operation	DTYPE_TEXT	30	No

Siebel Invoice Adjustment

The Siebel Invoice Adjustment ASI is used to modify invoices.

The following image shows the structure of the Siebel Invoice Adjustment ASI, which contains the following components for Invoice Adjustment Interface: FS Invoice Adjustment and FS Invoice Adjustment Items.



The following table lists the integration components of this ASI.

Integration Component	XML Tag	User Keys
FS Invoice Adjustment	Adjustment	<ol style="list-style-type: none"> Adjustment ID Integration Id
FS Invoice Adjustment Items	AdjustmentItem	<ol style="list-style-type: none"> Item Adjustment ID Integration Id

The following table lists the FS Invoice Adjustment fields and their attributes in Siebel Invoice Adjustment ASI.

Siebel FS Invoice Adjustment Fields in Siebel Invoice Adjustment ASI

Name	XML Tag	Data Type	Length	Req.
Account Id	AccountId	DTYPE_ID	NA	No
Account Name	AccountName	DTYPE_TEXT	100	No
Adjustment ID	AdjustmentID	DTYPE_ID	NA	No
Alert Id	AlertId	DTYPE_ID	NA	No
Approved Amt	ApprovedAmt	DTYPE_TEXT	NA	No
Approved Currency	ApprovedCurrency	DTYPE_TEXT	20	No
Approved Date	ApprovedDate	DTYPE_TEXT	NA	No
Approved Exchange Date	ApprovedExchangeDate	DTYPE_DATETIME	NA	No
Conflict Id	ConflictId	DTYPE_ID	30	No
Created	Created	DTYPE_DATETIME	30	No
Created By Login	CreatedByLogin	DTYPE_TEXT	50	No
Customer Decision	CustomerDecision	DTYPE_TEXT	30	No
Customer Decision Date	CustomerDecisionDate	DTYPE_DATETIME	NA	No
Decision Description	DecisionDescription	DTYPE_TEXT	250	No
Description	Description	DTYPE_TEXT	250	No

Name	XML Tag	Data Type	Length	Req.
First Name	FirstName	DTYPE_TEXT	50	No
Id	Id	DTYPE_ID	30	No
Integration Id	IntegrationId	DTYPE_TEXT	30	No
Invoice ID	InvoiceId	DTYPE_ID	NA	No
Invoice Line Item ID	InvoiceLineItemId	DTYPE_ID	NA	No
Invoice Number	InvoiceNumber	DTYPE_TEXT	50	No
Invoice Number No Constrain	InvoiceNumberNoConstrain	DTYPE_TEXT	50	No
Item Line Number	ItemLineNumber	DTYPE_NUMBER	NA	No
Last Name	LastName	DTYPE_TEXT	50	No
Line Number	LineNumber	DTYPE_NUMBER	NA	No
Mod Id	ModId	DTYPE_ID	30	No
Reason For Request	ReasonForRequest	DTYPE_TEXT	30	No
Request Amt	RequestAmt	DTYPE_TEXT	NA	No
Request Currency	RequestCurrency	DTYPE_TEXT	20	No
Request Date	RequestDate	DTYPE_TEXT	NA	No
Request Exchange Date	RequestExchangeDate	DTYPE_DATETIME	NA	No
Status	Status	DTYPE_TEXT	30	No
Type	Type	DTYPE_TEXT	30	No
Updated	Updated	DTYPE_DATETIME	30	No
operation	operation	DTYPE_TEXT	30	No
searchspec	searchspec	DTYPE_TEXT	250	No

FS Invoice Adjustment Items Fields in Siebel Invoice Adjustment ASI

The following table lists FS Invoice Adjustment Items fields and their attributes in Siebel Invoice Adjustment ASI.

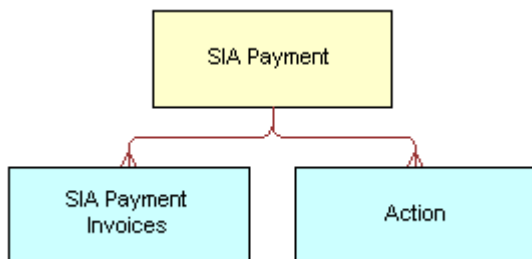
Name	XML Tag	Data Type	Length	Req.
Approved Amt	ApprovedAmt	DTYPE_TEXT	NA	No
Approved Currency Code	ApprovedCurrencyCode	DTYPE_TEXT	20	No
Approved Description	ApprovedDescription	DTYPE_TEXT	250	No
Approved Exchange Date	ApprovedExchangeDate	DTYPE_DATETIME	NA	No
Conflict Id	ConflictId	DTYPE_ID	30	No
Created	Created	DTYPE_DATETIME	30	No
Description	Description	DTYPE_TEXT	250	No
Id	Id	DTYPE_ID	30	No
Integration Id	IntegrationId	DTYPE_TEXT	30	No
Invoice Adj ID	InvoiceAdjID	DTYPE_ID	NA	No
Invoice Item ID	InvoiceItemID	DTYPE_ID	NA	No
Item Adjustment ID	ItemAdjustmentID	DTYPE_ID	NA	No
Line Number	LineNumber	DTYPE_NUMBER	NA	No
Mod Id	ModId	DTYPE_ID	30	No
Original Amount	OriginalAmount	DTYPE_TEXT	NA	No
Request Amt	RequestAmt	DTYPE_TEXT	NA	No
Request Currency	RequestCurrency	DTYPE_TEXT	20	No
Request Date	RequestDate	DTYPE_TEXT	NA	No
Request Exchange Date	RequestExchangeDate	DTYPE_DATETIME	NA	No

Name	XML Tag	Data Type	Length	Req.
Status	Status	DTYPE_TEXT	30	No
Updated	Updated	DTYPE_DATETIME	30	No
operation	operation	DTYPE_TEXT	30	No
searchspec	searchspec	DTYPE_TEXT	250	No

CUT Payment Interface

The CUT Payment Interface ASI integration object is used by both the CME Sync Payment and CME Update Payment Status Business Integration Processes to share information with external systems about payments made through the Siebel application.

The following image shows the CUT Payment Interface integration object structure, which contains the following components for SIA Payment: SIA Payment Invoices and Action.



The following table lists the integration components and XML tags.

Integration Component	XML Tag	User Keys
Action	ListOfCutPaymentInterface	<ul style="list-style-type: none"> Description
SIA Payment	SiaPayment	<ul style="list-style-type: none"> Id
SIA Payment Invoices	SiaPaymentInvoices	<ul style="list-style-type: none"> Invoice Id

SIA Payment Fields in the CUT Payment Interface ASI

The following table lists the SIA Payment fields and their attributes in the CUT Payment Interface ASI.

Name	XML Tag	Data Type	Length	Req.
Account Id	AccountId	DTYPE_ID	NA	No
Alert Id	AlertId	DTYPE_ID	NA	No
Bank Account Number	BankAccountNumber	DTYPE_TEXT	50	No
Bank Location	BankLocation	DTYPE_TEXT	100	No
Bank Name	BankName	DTYPE_TEXT	100	No
Cheque Number	ChequeNumber	DTYPE_TEXT	30	No
Cheque Status	ChequeStatus	DTYPE_TEXT	30	No
Comments	Comments	DTYPE_TEXT	255	No
Credit Card Expiration Date	CreditCardExpirationDate	DTYPE_DATETIME	NA	No
Credit Card Holder Name	CreditCardHolderName	DTYPE_TEXT	50	No
Credit Card Number	CreditCardNumber	DTYPE_TEXT	50	No
Currency Code	CurrencyCode	DTYPE_TEXT	20	No
Desired Payment Date	DesiredPaymentDate	DTYPE_DATETIME	NA	No
Exchange Date	ExchangeDate	DTYPE_DATETIME	NA	No
Id	Id	DTYPE_ID	30	No
Invoice Amount	InvoiceAmount	DTYPE_TEXT	NA	No
Invoice Num	InvoiceNum	DTYPE_ID	NA	No
Payment Amount	PaymentAmount	DTYPE_TEXT	NA	No
Payment Date	PaymentDate	DTYPE_DATETIME	NA	No
Payment Method	PaymentMethod	DTYPE_TEXT	30	No
Payment Number	PaymentNumber	DTYPE_TEXT	30	No

Name	XML Tag	Data Type	Length	Req.
Payment Type	PaymentType	DTYPE_TEXT	30	No
Received Date	ReceivedDate	DTYPE_TEXT	NA	No
Reference Location	ReferenceLocation	DTYPE_TEXT	100	No
Reference Number	ReferenceNumber	DTYPE_TEXT	30	No
Status	Status	DTYPE_TEXT	30	No
Updated	Updated	DTYPE_DATETIME	30	No
Updated By	UpdatedBy	DTYPE_TEXT	50	No
operation	operation	DTYPE_TEXT	30	No

SIA Payment Invoices Fields in the CUT Payment Interface ASI

The following table lists SIA Payment Invoices fields and their attributes in the CUT Payment Interface ASI.

Name	XML Tag	Data Type	Length	Req.
Currency Code	CurrencyCode	DTYPE_TEXT	20	No
Id	Id	DTYPE_ID	30	No
Invoice Date	InvoiceDate	DTYPE_TEXT	NA	No
Invoice Id	InvoiceId	DTYPE_ID	NA	No
Payment Amount Applied	PaymentAmountApplied	DTYPE_TEXT	NA	No
Payment Id	PaymentId	DTYPE_ID	NA	No
operation	operation	DTYPE_TEXT	30	No

Action Fields in the CUT Payment Interface ASI

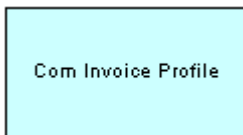
The following table lists Action fields and their attributes in the CUT Payment Interface ASI.

Name	XML Tag	Data Type	Length	Req.
Account Id	AccountId	DTYPE_ID	NA	No
Description	Description	DTYPE_TEXT	100	No
Primary Owner Id	PrimaryOwnerId	DTYPE_ID	NA	No
Type	Type	DTYPE_TEXT	30	No

CUT Account Balance Interface - Request

The CME Query Account Balance Business Integration Process uses the CUT Account Balance Interface - Request ASI integration object to query the external application with an account number for balance and dunning information.

The following image shows the CUT Account Balance Interface - Request ASI integration object structure, which contains the following component: Com Invoice Profile.



The following table lists the integration components and XML tags.

Integration Component	XML Tag	User Keys
Com Invoice Profile	ComInvoiceProfile	No user keys.

Com Invoice Profile Fields in CUT Account Balance Interface - Request ASI

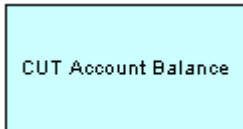
The following table lists Com Invoice Profile fields and their attributes in the CUT Account Balance Interface - Request ASI.

Name	XML Tag	Data Type	Length	Req.
Account Id	AccountId	DTYPE_ID	Not applicable	No
External Billing Account Number	ExternalBillingAccountNumber	DTYPE_TEXT	30	No

CUT Account Balance Interface - Response

The CME Query Account Balance Business Integration Process uses the CUT Account Balance Interface - Response ASI integration object to receive balance and dunning information related to an account.

The following image shows the CUT Account Balance Interface - Response Integration Object structure, which contains the following component: CUT Account Balance.



The following table lists the integration components and XML tags.

Integration Component	XML Tag	User Keys
CUT Account Balance	CutAccountBalance	No user keys.

CUT Account Balance Fields in CUT Account Balance Interface - Response ASI

The following table lists the CUT Account Balance fields and their attributes in the CUT Account Balance Interface - Response ASI.

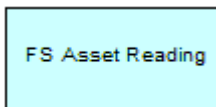
Name	XML Tag	Data Type	Length	Req.
30 Days Due	DaysDue30	DTYPE_TEXT	NA	No
60 Days Due	DaysDue60	DTYPE_TEXT	NA	No
90 Days Due	DaysDue90	DTYPE_TEXT	NA	No
Balance	Balance	DTYPE_TEXT	NA	No
Currency	Currency	DTYPE_TEXT	NA	No
Current Balance	CurrentBalance	DTYPE_TEXT	NA	No
Due Date	DueDate	DTYPE_TEXT	NA	No
External Account #	ExternalAccountNum	DTYPE_TEXT	NA	No

Name	XML Tag	Data Type	Length	Req.
Pending Credits	PendingCredits	DTYPE_TEXT	NA	No
Pending Debits	PendingDebits	DTYPE_TEXT	NA	No
Unbilled Usage	UnbilledUsage	DTYPE_TEXT	NA	No
operation	operation	DTYPE_TEXT	30	No
searchspec	searchspec	DTYPE_TEXT	250	No

Siebel Meter Reading

The CME Update Meter Usage Business Integration Process uses the Siebel Meter Reading ASI to update the external application with meter reading data for billing information.

The following image shows the Siebel Meter Reading ASI structure, which contains the following component: FS Asset Reading.



The following table lists the integration components and XML tags of this ASI.

Integration Component	XML Tag	User Keys
FS Asset Reading	FsAssetReading	<ul style="list-style-type: none"> Id

FS Asset Reading Fields in Siebel Meter Reading ASI

The following table lists the FS Asset Reading Fields and their attributes in Siebel Meter Reading ASI.

Name	XML Tag	Data Type	Length	Req.
Account Id	AccountId	DTYPE_ID	NA	No
Asset Id	AssetId	DTYPE_ID	NA	No
Asset Number	AssetNumber	DTYPE_TEXT	100	No
Asset Serial Number	AssetSerialNumber	DTYPE_TEXT	100	No

Name	XML Tag	Data Type	Length	Req.
Complete Flag	CompleteFlag	DTYPE_TEXT	NA	No
Conflict Id	ConflictId	DTYPE_ID	30	No
Created	Created	DTYPE_DATETIME	30	No
Employee	Employee	DTYPE_TEXT	50	No
Id	Id	DTYPE_ID	30	No
Measurement Method Code	MeasurementMethodCode	DTYPE_TEXT	30	No
Mod Id	ModId	DTYPE_ID	30	No
Product Id	ProductId	DTYPE_ID	NA	No
Reading	Reading	DTYPE_NUMBER	NA	No
Service Point Number	ServicePointNumber	DTYPE_ID	NA	No
Timestamp	Timestamp	DTYPE_TEXT	NA	No
Units	Units	DTYPE_TEXT	30	No
Updated	Updated	DTYPE_DATETIME	30	No
operation	operation	DTYPE_TEXT	30	No
searchspec	searchspec	DTYPE_TEXT	250	No

Siebel Meter Usage Data

The CME Query Meter Usage Business Integration Process uses the Siebel Meter Usage Data ASI to query the external application with meter usage data for billing information.

The following image shows the Siebel Meter Usage Data ASI structure, which contains the following component: FS Asset Reading.

FS Asset Reading

The following table lists the integration components and XML tags of this ASI.

Integration Component	XML Tag	User Keys
SIS OM Asset Mgmt - Asset - Complex Header Billing	Asset	<ol style="list-style-type: none">1. Id2. Asset Number
UT Usage Detail	UtUsageDetail	<ul style="list-style-type: none">• Period Id

SIS OM Asset Mgmt - Asset - Complex Header Billing Fields in Siebel Meter Usage Data ASI

The following table lists the SIS OM Asset Mgmt - Asset - Complex Header Billing fields and their attributes in Siebel Meter Usage Data ASI.

Name	XML Tag	Data Type	Length	Req.
Billing Account Id	BillingAccountId	DTYPE_ID	NA	No
Id	Id	DTYPE_ID	30	No
Product Id	ProductId	DTYPE_ID	NA	No
Service Point Id	ServicePointId	DTYPE_ID	NA	No
Service Point Serial Number	ServicePointSerialNumber	DTYPE_TEXT	100	No
Status	Status	DTYPE_TEXT	30	No
operation	operation	DTYPE_TEXT	30	No
searchspec	searchspec	DTYPE_TEXT	250	No

UT Usage Detail Fields in Siebel Meter Usage Data ASI

The following table lists UT Usage Detail fields and their attributes in Siebel Meter Usage Data ASI.

Name	XML Tag	Data Type	Length	Req.
Asset Id	AssetId	DTYPE_ID	NA	No

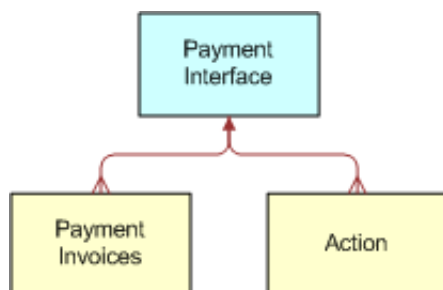
Name	XML Tag	Data Type	Length	Req.
Billed Demand	BilledDemand	DTYPE_NUMBER	NA	No
Billing Account	BillingAccount	DTYPE_TEXT	100	No
Billing Account Id	BillingAccountId	DTYPE_ID	NA	No
Billing Account Number	BillingAccountNumber	DTYPE_TEXT	30	No
Billing Days	BillingDays	DTYPE_NUMBER	NA	No
Conflict Id	ConflictId	DTYPE_ID	30	No
Created	Created	DTYPE_DATETIME	30	No
Data Source	DataSource	DTYPE_TEXT	30	No
Degree Days	DegreeDays	DTYPE_NUMBER	NA	No
Demand UOM	DemandUOM	DTYPE_TEXT	30	No
End Date	EndDate	DTYPE_DATETIME	NA	No
Id	Id	DTYPE_ID	30	No
Intermediate Usage	IntermediateUsage	DTYPE_NUMBER	NA	No
Load Factor	LoadFactor	DTYPE_NUMBER	NA	No
Mod Id	ModId	DTYPE_ID	30	No
Off Peak Demand	OffPeakDemand	DTYPE_NUMBER	NA	No
Off Peak Usage	OffPeakUsage	DTYPE_NUMBER	NA	No
On Peak Demand	OnPeakDemand	DTYPE_NUMBER	NA	No
On Peak Usage	OnPeakUsage	DTYPE_NUMBER	NA	No
Period	Period	DTYPE_TEXT	50	No
Period Id	PeriodId	DTYPE_ID	NA	No

Name	XML Tag	Data Type	Length	Req.
Power Factor	PowerFactor	DTYPE_NUMBER	NA	No
Rate Code	RateCode	DTYPE_TEXT	30	No
Rate Exception	RateException	DTYPE_TEXT	30	No
Read Code	ReadCode	DTYPE_TEXT	30	No
Start Date	StartDate	DTYPE_DATETIME	NA	No
Supplier	Supplier	DTYPE_TEXT	100	No
Supplier Id	SupplierId	DTYPE_ID	NA	No
Total Usage	TotalUsage	DTYPE_NUMBER	NA	No
Updated	Updated	DTYPE_DATETIME	30	No
Usage UOM	UsageUOM	DTYPE_TEXT	30	No
operation	operation	DTYPE_TEXT	30	No
searchspec	searchspec	DTYPE_TEXT	250	No

Siebel Payment

The Siebel Payment ASI is used to query payment information from the external systems.

The following image shows the structure of the Siebel Payment ASI, which contains the following components for Payment Interface: Payment Invoices and Action.



The following table lists the integration components of this ASI.

Integration Component	XML Tag	User Keys
Action	Action	<ul style="list-style-type: none"> Description
SIA Payment	SiaPayment	<ol style="list-style-type: none"> Id Integration Id
SIA Payment Invoices	SiaPaymentInvoices	<ul style="list-style-type: none"> Invoice Id

Action Fields in Siebel Payment ASI

The following table lists Action fields and their attributes in Siebel Payment ASI.

Name	XML Tag	Data Type	Length	Req.
Account Id	AccountId	DTYPE_ID	NA	N
Description	Description	DTYPE_TEXT	100	N
Primary Owner Id	PrimaryOwnerId	DTYPE_ID	NA	N
Type	Type	DTYPE_TEXT	30	N

SIA Payment Fields in Siebel Payment ASI

The following table lists SIA Payment fields and their attributes in Siebel Payment ASI.

Name	XML Tag	Data Type	Length	Req.
Account Id	AccountId	DTYPE_ID	NA	N
Alert Id	AlertId	DTYPE_ID	NA	N
Bank Account Number	BankAccountNumber	DTYPE_TEXT	50	N
Bank Location	BankLocation	DTYPE_TEXT	100	N
Bank Name	BankName	DTYPE_TEXT	100	N
Cheque Number	ChequeNumber	DTYPE_TEXT	30	N

Name	XML Tag	Data Type	Length	Req.
Cheque Status	ChequeStatus	DTYPE_TEXT	30	N
Comments	Comments	DTYPE_TEXT	255	N
Credit Card Expiration Date	CreditCardExpirationDate	DTYPE_DATETIME	NA	N
Credit Card Holder Name	CreditCardHolderName	DTYPE_TEXT	50	N
Credit Card Number	CreditCardNumber	DTYPE_TEXT	50	N
Currency Code	CurrencyCode	DTYPE_TEXT	20	N
Desired Payment Date	DesiredPaymentDate	DTYPE_DATETIME	NA	N
Exchange Date	ExchangeDate	DTYPE_DATETIME	NA	N
Id	Id	DTYPE_ID	30	N
Integration Id	IntegrationId	DTYPE_TEXT	30	N
Invoice Amount	InvoiceAmount	DTYPE_TEXT	NA	N
Invoice Num	InvoiceNum	DTYPE_ID	NA	N
Payment Amount	PaymentAmount	DTYPE_TEXT	NA	N
Payment Date	PaymentDate	DTYPE_DATETIME	NA	N
Payment Method	PaymentMethod	DTYPE_TEXT	30	N
Payment Number	PaymentNumber	DTYPE_TEXT	30	N
Payment Type	PaymentType	DTYPE_TEXT	30	N
Received Date	ReceivedDate	DTYPE_TEXT	NA	N
Reference Location	ReferenceLocation	DTYPE_TEXT	100	N
Reference Number	ReferenceNumber	DTYPE_TEXT	30	N
Status	Status	DTYPE_TEXT	30	N

Name	XML Tag	Data Type	Length	Req.
Updated	Updated	DTYPE_DATETIME	30	N
Updated By	UpdatedBy	DTYPE_TEXT	50	N
operation	operation	DTYPE_TEXT	30	N

SIA Payment Invoices Fields in Siebel Payment ASI

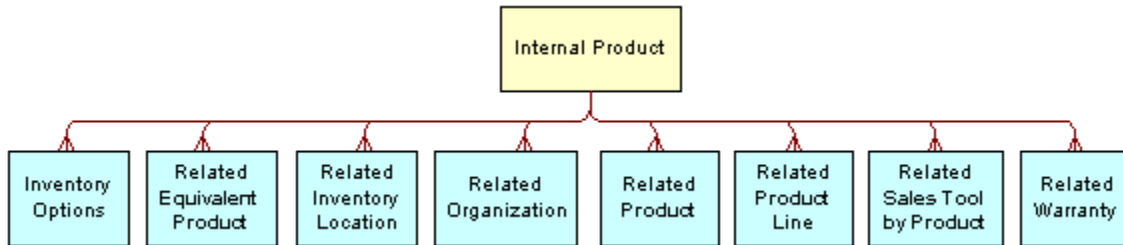
The following table lists SIA Payment Invoices fields and their attributes in Siebel Payment ASI.

Name	XML Tag	Data Type	Length	Req.
Currency Code	CurrencyCode	DTYPE_TEXT	20	N
Id	Id	DTYPE_ID	30	N
Invoice Date	InvoiceDate	DTYPE_TEXT	NA	N
Invoice Id	InvoiceId	DTYPE_ID	NA	N
Payment Amount Applied	PaymentAmountApplied	DTYPE_TEXT	NA	N
Payment Id	PaymentId	DTYPE_ID	NA	N
operation	operation	DTYPE_TEXT	30	N

Siebel Simple Product

Oracle's Siebel Simple Product ASI is used in the CME Create Product Business Integration Process and the CME Update Product Business Integration Process to create and synchronize Siebel simple products.

The following image shows the Siebel Simple Product ASI structure (for Internal Product), which contains the following components: Inventory Options, Related Equivalent Product, Related Inventory Location, Related Organization, Related Product, Related Product Line, Related Sales Tool by Product, and Related Warranty.



The following table lists the integration components and XML tags of this ASI.

Integration Component	XML Tag	User Keys
Internal Product	InternalProduct	<ol style="list-style-type: none"> 1. Id 2. Integration Id, Product Name 3. Integration Id, Primary Organization, Primary Vendor, Product Name, Vendor Primary Organization, Vendor Site 4. Primary Organization, Primary Vendor, Product Name, Vendor Primary Organization, Vendor Site
FS Inventory Options	InventoryOptions	<ol style="list-style-type: none"> 1. Id 2. Integration Id 3. Inventory Type, Product Name
Internal Product_Equivalent Product	RelatedEquivalentProduct	<ol style="list-style-type: none"> 1. Id 2. Integration Id 3. Equivalent Product, Equivalent Product Primary Organization, Equivalent Product Vendor, Equivalent Product Vendor Location, Equivalent Product Vendor Organization
FS Inventory Location	RelatedInventoryLocation	<ol style="list-style-type: none"> 1. Id 2. Integration Id 3. Inventory Name, Primary Organization
Internal Product_Organization	RelatedOrganization	<ol style="list-style-type: none"> 1. Id 2. Integration Id 3. Organization
Internal Product_Related Product	RelatedProduct	<ol style="list-style-type: none"> 1. Id 2. Integration Id 3. Organization, Product Name, Vendor, Vendor Location
Internal Product_Admin Product Line	RelatedProductLine	<ol style="list-style-type: none"> 1. Id 2. Integration Id 3. Product Line
Sales Tool by Product	RelatedSalesToolByProduct	<ol style="list-style-type: none"> 1. Id 2. Integration Id 3. Name, Primary Organization
FS Warranty	RelatedWarranty	<ol style="list-style-type: none"> 1. Id 2. Integration Id

Integration Component	XML Tag	User Keys
		3. Warranty Name, Warranty Provider Name, Warranty Provider Primary Organization, Warranty Provider Site

Internal Product Fields in Siebel Simple Product ASI

The following table lists Internal Product fields and their attributes in Siebel Simple Product ASI.

Name	XML Tag	Data Type	Length	Req.
Allocate Below Safety Flag	AllocateBelowSafetyFlag	DTYPE_TEXT	30	No
Auto Allocate Flag	AutoAllocateFlag	DTYPE_TEXT	30	No
Auto Substitute Flag	AutoSubstituteFlag	DTYPE_TEXT	30	No
Class Id	ClassId	DTYPE_ID	NA	No
Class Integration Id	ClassIntegrationId	DTYPE_TEXT	30	No
Class Name	ClassName	DTYPE_TEXT	75	No
Class Type	ClassType	DTYPE_TEXT	30	No
Compensable	CompensableFlag	DTYPE_TEXT	NA	No
Description	Description	DTYPE_TEXT	255	No
Division Code	DivisionCode	DTYPE_TEXT	30	No
Effective End Date	EffectiveEndDate	DTYPE_DATETIME	NA	No
Effective Start Date	EffectiveStartDate	DTYPE_DATETIME	NA	No
Field Replacable	FieldReplacable	DTYPE_TEXT	NA	No
Global Assembly Level Code	GlobalAssemblyLevelCode	DTYPE_TEXT	50	No
Global Product Classification Code	GlobalProductClassificationCode	DTYPE_TEXT	50	No
Global Product Identifier	GlobalProductIdentifier	DTYPE_TEXT	50	No

Name	XML Tag	Data Type	Length	Req.
Global Product Lifecycle Status Code	GlobalProductLifecycleStatusCode	DTYPE_TEXT	50	No
Global Supply Chain Code	GlobalSupplyChainCode	DTYPE_TEXT	50	No
Id	Id	DTYPE_ID	30	No
Image Name	ImageName	DTYPE_TEXT	100	No
Image Primary Organization Name	ImagePrimaryOrganizationName	DTYPE_TEXT	100	No
Image File Name	ImageFileName	DTYPE_TEXT	200	No
Integration Id	IntegrationId	DTYPE_TEXT	30	No
IsAdminMode	IsAdminMode	DTYPE_TEXT	NA	No
Item Size	ItemSize	DTYPE_NUMBER	NA	No
Lead Time	LeadTime	DTYPE_TEXT	30	No
MTBF	MTBF	DTYPE_NUMBER	NA	No
MTTR	MTTR	DTYPE_NUMBER	NA	No
Maximum Quantity	MaximumQuantity	DTYPE_NUMBER	NA	No
Minimum Quantity	MinimumQuantity	DTYPE_NUMBER	NA	No
Orderable	Orderable	DTYPE_TEXT	NA	No
Parent Internal Product Id (Joined)	ParentInternalProductId	DTYPE_ID	NA	No
Parent Internal Product Integration Id	ParentInternalProductIntegrationId	DTYPE_TEXT	30	No
Parent Internal Product Name	ParentInternalProductName	DTYPE_TEXT	100	No
Parent Internal Product Primary Organization	ParentInternalProductPrimaryOrganization	DTYPE_TEXT	100	No
Parent Internal Product Vendor	ParentInternalProductVendor	DTYPE_TEXT	100	No

Name	XML Tag	Data Type	Length	Req.
Parent Internal Product Vendor Location	ParentInternalProductVendorLocation	DTYPE_TEXT	50	No
Parent Internal Product Vendor Organization	ParentInternalProductVendorOrganization	DTYPE_TEXT	100	No
Part Number	PartNumber	DTYPE_TEXT	50	No
Price Type	PriceType	DTYPE_TEXT	NA	No
Primary Organization	PrimaryOrganization	DTYPE_TEXT	50	No
Primary Vendor	PrimaryVendor	DTYPE_TEXT	100	No
Product Image Id	ProductImageId	DTYPE_ID	NA	No
Product Image Integration Id	ProductImageIntegrationId	DTYPE_TEXT	30	No
Product Level	ProductLevel	DTYPE_NUMBER	NA	No
Product Name	ProductName	DTYPE_TEXT	100	No
Product Type	ProductType	DTYPE_TEXT	30	No
Return if Defective	ReturnifDefective	DTYPE_TEXT	NA	No
Revision	Version	DTYPE_TEXT	30	No
Sales Product	SalesProduct	DTYPE_TEXT	NA	No
Serialized	Serialized	DTYPE_TEXT	NA	No
Service Product	ServiceProduct	DTYPE_TEXT	30	No
Service Type	ServiceType	DTYPE_TEXT	NA	No
Ship Carrier	Carrier	DTYPE_TEXT	30	No
Shipping Via	ShippingVia	DTYPE_TEXT	30	No
Status	Status	DTYPE_TEXT	30	No

Name	XML Tag	Data Type	Length	Req.
Targeted Country	TargetedCountry	DTYPE_TEXT	250	No
Targeted Industry	TargetedIndustry	DTYPE_TEXT	250	No
Targeted Max Age	TargetedMaxAge	DTYPE_NUMBER	NA	No
Targeted Min Age	TargetedMinAge	DTYPE_NUMBER	NA	No
Targeted Postal Code	TargetedPostalCode	DTYPE_TEXT	250	No
Tool Flag	ToolFlag	DTYPE_TEXT	NA	No
Unit of Measure	UnitofMeasure	DTYPE_TEXT	30	No
Units In Inventory	UnitsInInventory	DTYPE_NUMBER	NA	No
Units In Inventory As Of	UnitsInInventoryAsOf	DTYPE_TEXT	NA	No
Vendor Id	VendorId	DTYPE_ID	NA	No
Vendor Integration Id	VendorIntegrationId	DTYPE_TEXT	30	No
Vendor Part Number	VendorPartNumber	DTYPE_TEXT	50	No
Vendor Primary Organization	VendorPrimaryOrganization	DTYPE_TEXT	100	No
Vendor Site	VendorSite	DTYPE_TEXT	50	No
operation	operation	DTYPE_TEXT	30	No
searchspec	searchspec	DTYPE_TEXT	250	No

FS Inventory Options Fields in Siebel Simple Product ASI

The following table lists FS Inventory Options fields and their attributes in Siebel Simple Product ASI.

Name	XML Tag	Data Type	Length	Req.
Allocate Below Safety Flag	AllocateBelowSafetyFlag	DTYPE_TEXT	30	No
Auto AllocateFlag	AutoAllocateFlag	DTYPE_TEXT	30	No

Name	XML Tag	Data Type	Length	Req.
Auto Substitute Flag	AutoSubstituteFlag	DTYPE_TEXT	30	No
Class ABC	ClassABC	DTYPE_TEXT	30	No
Class XYZ	ClassXYZ	DTYPE_TEXT	30	No
Id	Id	DTYPE_ID	30	No
Integration Id	IntegrationId	DTYPE_TEXT	30	No
Inventory Type	InventoryType	DTYPE_TEXT	30	No
Product Name	ProductName	DTYPE_TEXT	100	No
operation	operation	DTYPE_TEXT	30	No
searchspec	searchspec	DTYPE_TEXT	250	No

Internal Product_Equivalent Product Fields in Siebel Simple Product ASI

The following table describes Internal Product_Equivalent Product fields and their attributes in Siebel Simple Product ASI.

Name	XML Tag	Data Type	Length	Req.
Equivalent Product	EquivalentProduct	DTYPE_TEXT	100	No
Equivalent Product Primary Organization	EquivalentProductPrimaryOrganization	DTYPE_TEXT	50	No
Equivalent Product Vendor	EquivalentProductVendor	DTYPE_TEXT	100	No
Equivalent Product Vendor Location	EquivalentProductVendorLocation	DTYPE_TEXT	50	No
Equivalent Product Vendor Organization	EquivalentProductVendorOrganization	DTYPE_TEXT	100	No
Id	Id	DTYPE_ID	30	No
Integration Id	IntegrationId	DTYPE_TEXT	30	No

Name	XML Tag	Data Type	Length	Req.
IsPrimaryMVG	IsPrimaryMVG	DTYPE_TEXT	1	No
operation	operation	DTYPE_TEXT	30	No
searchspec	searchspec	DTYPE_TEXT	250	No

FS Inventory Location Fields in Siebel Simple Product ASI

The following table lists FS Inventory Location fields and attributes in Siebel Simple Product ASI.

Name	XML Tag	Data Type	Length	Req.
Id	Id	DTYPE_ID	30	No
Integration Id	IntegrationId	DTYPE_TEXT	30	No
Inventory Name	InventoryName	DTYPE_TEXT	100	No
Primary Organization Name	PrimaryOrganizationName	DTYPE_TEXT	100	No
operation	operation	DTYPE_TEXT	30	No
searchspec	searchspec	DTYPE_TEXT	250	No

Internal Product_Organization Fields in Siebel Simple Product ASI

The following table lists Internal Product_Organization fields and their attributes in Siebel Simple Product ASI.

Name	XML Tag	Data Type	Length	Req.
Id	Id	DTYPE_ID	30	No
Integration Id	IntegrationId	DTYPE_TEXT	30	No
IsPrimaryMVG	IsPrimaryMVG	DTYPE_TEXT	1	No
Organization	Organization	DTYPE_TEXT	50	No
operation	operation	DTYPE_TEXT	30	No

Name	XML Tag	Data Type	Length	Req.
searchspec	searchspec	DTYPE_TEXT	250	No

Internal Product_Related Product Fields in Siebel Simple Product ASI

The following table lists Internal Product_Related Product fields and attributes in Siebel Simple Product ASI.

Name	XML Tag	Data Type	Length	Req.
Id	Id	DTYPE_ID	30	No
Integration Id	IntegrationId	DTYPE_TEXT	30	No
IsPrimaryMVG	IsPrimaryMVG	DTYPE_TEXT	1	No
Organization	Organization	DTYPE_TEXT	50	No
Product Name	ProductName	DTYPE_TEXT	100	No
Vendor	Vendor	DTYPE_TEXT	100	No
Vendor Location	VendorLocation	DTYPE_TEXT	50	No
operation	operation	DTYPE_TEXT	30	No
searchspec	searchspec	DTYPE_TEXT	250	No

Internal Product_Admin Product Line Fields in Siebel Simple Product ASI

The following table lists Internal Product_Admin Product Line fields and their attributes in Siebel Simple Product ASI.

Name	XML Tag	Data Type	Length	Req.
Id	Id	DTYPE_ID	30	No
Integration Id	IntegrationId	DTYPE_TEXT	30	No
IsPrimaryMVG	IsPrimaryMVG	DTYPE_TEXT	1	No
Product Line	ProductLine	DTYPE_TEXT	100	No
operation	operation	DTYPE_TEXT	30	No

Name	XML Tag	Data Type	Length	Req.
searchspec	searchspec	DTYPE_TEXT	250	No

Sales Tool by Product Fields in Siebel Simple Product ASI

The following table lists Sales Tool by Product fields and their attributes in Siebel Simple Product ASI.

Name	XML Tag	Data Type	Length	Req.
Id	Id	DTYPE_ID	30	No
Integration Id	IntegrationId	DTYPE_TEXT	30	No
LitFileName	LitFileName	DTYPE_TEXT	220	No
Name	Name	DTYPE_TEXT	50	No
Primary Organization	PrimaryOrganization	DTYPE_TEXT	50	No
operation	operation	DTYPE_TEXT	30	No
searchspec	searchspec	DTYPE_TEXT	250	No

FS Warranty Fields in Siebel Simple Product ASI

The following table lists FS Warranty fields and their attributes in Siebel Simple Product ASI.

Name	XML Tag	Data Type	Length	Req.
Id	Id	DTYPE_ID	30	No
Integration Id	IntegrationId	DTYPE_TEXT	30	No
Warranty Name	WarrantyName	DTYPE_TEXT	100	No
Warranty Provider Name	WarrantyProviderName	DTYPE_TEXT	100	No
Warranty Provider Primary Organization	WarrantyProviderPrimaryOrganization	DTYPE_TEXT	100	No
Warranty Provider Site	WarrantyProviderSite	DTYPE_TEXT	50	No

Name	XML Tag	Data Type	Length	Req.
operation	operation	DTYPE_TEXT	30	No
searchspec	searchspec	DTYPE_TEXT	250	No

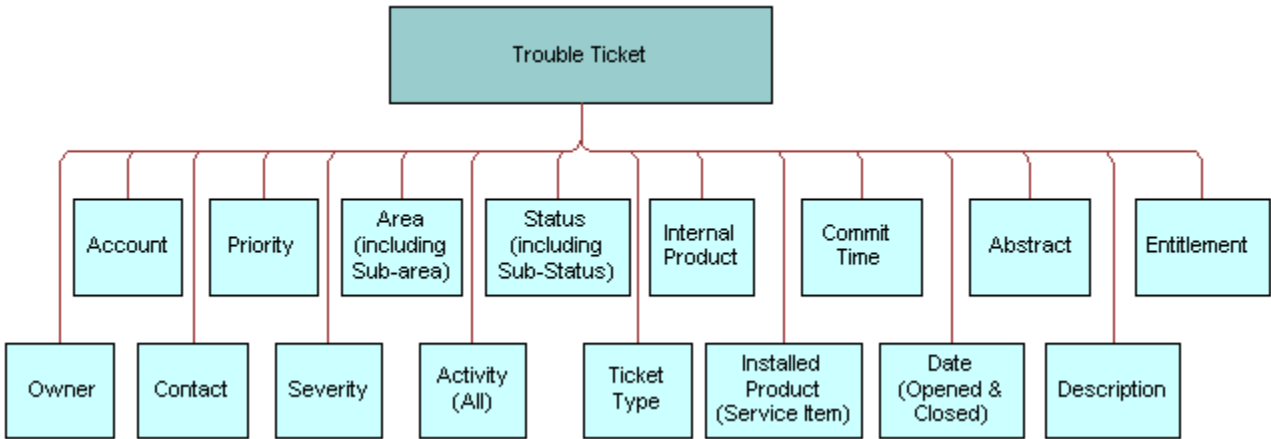
Trouble Ticketing Management

Trouble Ticketing Management uses a single ASI, Trouble Ticket, to enable the submission and processing of trouble tickets and the update of trouble ticket line items.

Siebel Trouble Ticket

The Oracle’s Siebel Trouble Ticket ASI enables the use of a trouble ticket in the Siebel application to create, request, and update the external application with trouble ticket data when the external application has detected an outage or network fault.

The following image shows the Siebel Trouble Ticket ASI structure, which contains the following components: Owner, Account, Contact, Priority, Serverity, Area (Including Sub-area), Activity (All), Status (Including Sub-Status), Ticket Type, Internal Product, Installed Product (Service Item), Commit Time, Date (Opened & Closed), Abstract, Description, and Entitlement.



The following table lists the integration components and XML tags of this ASI.

Integration Component	XML Tag	User Keys
Related Service Request_Service Elements	RelatedServiceRequest_ServiceElements	<ul style="list-style-type: none">Service Element Id

Integration Component	XML Tag	User Keys
Related Service Request	RelatedServiceRequest	<ol style="list-style-type: none"> Integration Id Id
Service Request_Service Elements	ServiceRequest_ServiceElements	<ul style="list-style-type: none"> Service Element Id
Service Request	ServiceRequest	<ol style="list-style-type: none"> Id Integration Id

Related Service Request_Service Elements Fields in Siebel Trouble Ticket ASI

The following table lists the Related Service Request_Service Elements fields and their attributes in Siebel Trouble Ticket ASI.

Name	XML Tag	Data Type	Length	Req.
IsPrimaryMVG	IsPrimaryMVG	DTYPE_TEXT	1	No
Service Element Id	ServiceElementId	DTYPE_ID	30	No
operation	operation	DTYPE_TEXT	30	No
searchspec	searchspec	DTYPE_TEXT	250	No

Related Service Request Fields in Siebel Trouble Ticket ASI

The following table lists Related Service Request fields and their attributes in Siebel Trouble Ticket ASI.

Name	XML Tag	Data Type	Length	Req.
Abstract	Abstract	DTYPE_TEXT	100	No
Account Id	AccountId	DTYPE_ID	NA	No
Area	Area	DTYPE_TEXT	30	No
Closed Date	ClosedDate	DTYPE_TEXT	NA	No
Commit Time	CommitTime	DTYPE_TEXT	NA	No
Contact Id	ContactId	DTYPE_ID	NA	No

Name	XML Tag	Data Type	Length	Req.
Created	Created	DTYPE_DATETIME	30	No
Customer Ref Number	CustomerRefNumber	DTYPE_TEXT	64	No
Description	Description	DTYPE_TEXT	2000	No
Entitlement Id	EntitlementId	DTYPE_ID	NA	No
Id	Id	DTYPE_ID	30	No
Integration Id	IntegrationId	DTYPE_TEXT	30	No
Owned By Id	OwnedById	DTYPE_ID	NA	No
Priority	Priority	DTYPE_TEXT	30	No
Service Point Asset Id	ServicePointAssetId	DTYPE_TEXT	15	No
Severity	Severity	DTYPE_TEXT	30	No
Status	Status	DTYPE_TEXT	30	Yes
Sub-Area	Sub-Area	DTYPE_TEXT	30	No
Sub-Status	Sub-Status	DTYPE_TEXT	30	Yes
TT Source	TTSource	DTYPE_TEXT	30	No
Ticket Type	TicketType	DTYPE_TEXT	30	No
operation	operation	DTYPE_TEXT	30	No
searchspec	searchspec	DTYPE_TEXT	250	No

Service Request Fields in Siebel Trouble Ticket ASI

The following table lists Service Request fields and their attributes in Siebel Trouble Ticket ASI.

Name	XML Tag	Data Type	Length	Req.
Abstract	Abstract	DTYPE_TEXT	100	No

Name	XML Tag	Data Type	Length	Req.
Account Id	AccountId	DTYPE_ID	NA	No
Area	Area	DTYPE_TEXT	30	No
Closed Date	ClosedDate	DTYPE_TEXT	NA	No
Commit Time	CommitTime	DTYPE_TEXT	NA	No
Contact Id	ContactId	DTYPE_ID	NA	No
Created	Created	DTYPE_DATETIME	30	No
Customer Ref Number	CustomerRefNumber	DTYPE_TEXT	64	No
Description	Description	DTYPE_TEXT	2000	No
Entitlement Id	EntitlementId	DTYPE_ID	NA	No
Id	Id	DTYPE_ID	30	No
Integration Id	IntegrationId	DTYPE_TEXT	30	No
Opened Date	OpenedDate	DTYPE_TEXT	NA	Yes
Owned By Id	OwnedById	DTYPE_ID	NA	No
Priority	Priority	DTYPE_TEXT	30	No
Service Point Asset Id	ServicePointAssetId	DTYPE_TEXT	15	No
Severity	Severity	DTYPE_TEXT	30	No
Status	Status	DTYPE_TEXT	30	Yes
Sub-Area	Sub-Area	DTYPE_TEXT	30	No
Sub-Status	Sub-Status	DTYPE_TEXT	30	No
TT Source	TTSource	DTYPE_TEXT	30	No
Ticket Type	TicketType	DTYPE_TEXT	30	No

Name	XML Tag	Data Type	Length	Req.
operation	operation	DTYPE_TEXT	30	No
searchspec	searchspec	DTYPE_TEXT	250	No

Service Request_Service Elements Fields in Siebel Trouble Ticket ASI

The following table lists Service Request_Service Elements fields and their attributes in Siebel Trouble Ticket ASI.

Name	XML Tag	Data Type	Length	Req.
IsPrimaryMVG	IsPrimaryMVG	DTYPE_TEXT	1	No
Service Element Id	ServiceElementId	DTYPE_ID	30	No
operation	operation	DTYPE_TEXT	30	No
searchspec	searchspec	DTYPE_TEXT	250	No