



Java is a trademark of Sun Microsystems, Inc.



# JavaOne<sup>SM</sup>

## Building Next-Gen Web Applications with the Spring 3.0 Web Stack

Keith Donald and  
Jeremy Grelle  
SpringSource  
Web Products Team

# Intro

Battling the rising complexity of web application development with Spring

# The Modern Web Dilemma

- > Web application requirement complexity continues to rise
  - How do we manage this complexity?
  - How do we expose our services to the largest possible audience?
  - How do we give users the best possible experience?

# The Spring Web Stack - Battling Complexity

- > The Spring Web Stack gives you:
  - unified programming model
  - multiple client types served with the same foundation
  - adaptability - the right approach (i.e., stateless, stateful) for the given use case



# What makes the Spring Web Stack?

## The Spring Web Stack

Spring Faces

Spring  
BlazeDS Integration

Spring  
Web Flow

Spring  
JavaScript

Spring Security

Spring Framework and Spring MVC

## Web Stack Components

- > Spring Framework and Spring MVC
  - The foundational web MVC platform
- > Spring JavaScript
  - Ajax and JavaScript / JSON integration
- > Spring Web Flow
  - Framework for stateful web conversations

## Web Stack Components (cont.)

- > Spring Security
  - Security framework
- > Spring Faces
  - Integration with JavaServer Faces
- > Spring BlazeDS Integration
  - Integration with Adobe Flex™ clients

# Spring Framework / MVC

## The Spring Web Stack

Spring Faces

Spring  
BlazeDS Integration

Spring  
Web Flow

Spring  
JavaScript

Spring Security

Spring Framework and Spring MVC



## RESTful @MVC

- > RESTful @MVC is the preferred controller model for Spring MVC 3.0
- Promotes organization of services around logical resources
  - Java™ @Controllers control access to resources
  - @Controllers delegate to views to render resource representations

## Key Elements of REST in @MVC

- > URI Templates
  - map unique URLs to resources
- > Uniform Interface
  - honor the semantics of HTTP verbs
- > Content Negotiation
  - provide multiple representations of a resource

## URI Templates

- > URI templates supported through use of `@RequestMapping` and `@PathVariable`

```
http://springsource.com/travel-app/hotels/1
```

```
@RequestMapping("/hotels/{id}", method = GET)
public Hotel show(@PathVariable Long id) {
    return bookingService.findHotelById(id);
}
```

## Uniform Interface

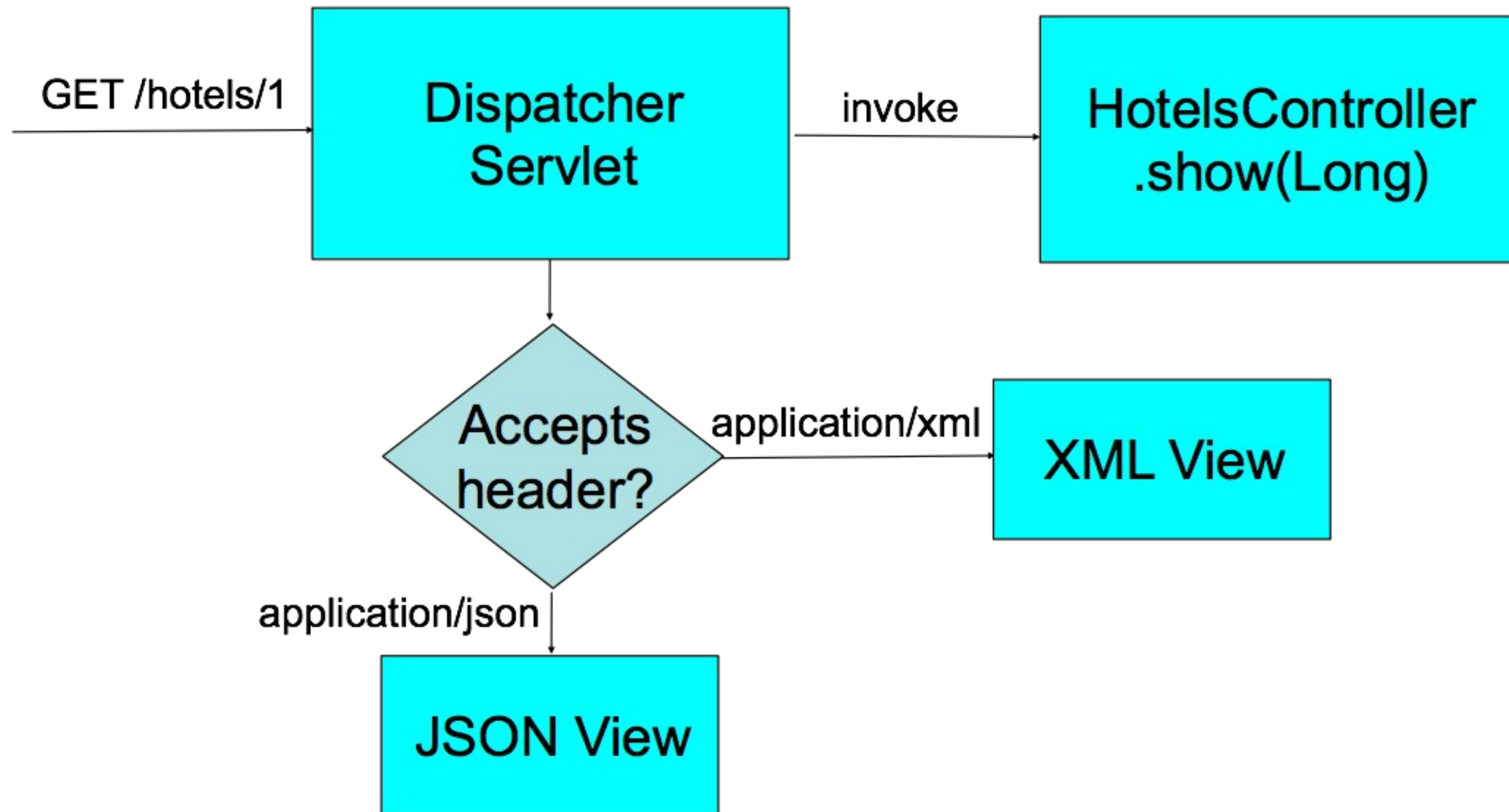
- > HTTP verbs supported in @RequestMapping
  - GET - retrieves representation of a resource
  - POST - creates a new resource as a child of another
    - Response-Location header returns URI of newly created resource
  - PUT - updates a resource or creates a new resource when the target URI is known
  - DELETE - deletes a resource



# Content Negotiation

- Access resource through representations
- More than one representation possible
  - HTML, XML, JSON, PDF, ATOM/RSS, etc
  - Content negotiation figures out the right one for a given request
- Desired representation specified in Accept header or via file extension
- Delivered representation shown in Content-Type

# Content Negotiation



## Demo

RESTful @MVC

# Spring JavaScript

## The Spring Web Stack

Spring Faces

Spring  
BlazeDS Integration

Spring  
Web Flow

Spring  
JavaScript

Spring Security

Spring Framework and Spring MVC



## Spring JavaScript

- > JavaScript abstraction framework
  - Use to enhance HTML elements with rich behavior
- > Integrates the Dojo Toolkit
- > Provides JSON support
  - Jackson-based JsonView implementation
- > Promoted to top-level project for Spring 3.0

## Goals of Spring JavaScript

- > Encapsulate use of Dojo for common enterprise use cases
  - Ajax
  - Rich widgets such as a data grid
  - Client-side validation
  
- > Promotes progressive enhancement
  - Robust in the face of JavaScript failure
  - Maximizes potential audience
  - Accessibility

## Working with the Spring JavaScript API

- > Use API to apply decorations to HTML elements
- > Different types of decorations
  - WidgetDecoration
  - AjaxEventDecoration
  - ValidateAllDecoration

# Ajax with Partial Rendering

```
<a id="moreResultsLink" href="search?q=${criteria.q}&page=${criteria.page+1}">
  More Results
</a>
<script type="text/javascript">
  Spring.addDecoration(new Spring.AjaxEventDecoration({
    elementId: "moreResultsLink",
    event: "onclick",
    params: {
      fragments: "searchResults"
    }
  }));
</script>
```

Name of tile to re-render on server

No callback function necessary to link in response



# Form Validation

```
<form:input path="creditCard"/>
<script type="text/javascript">
    Spring.addDecoration(new Spring.ElementDecoration({
        elementId : "creditCard",
        widgetType : "dijit.form.ValidationTextBox",
        widgetAttrs : {
            required : true,
            invalidMessage : "A 16-digit number is required.",
            regExp : "[0-9]{16}"
        }
    }));
</script>
```

# Demo

## Spring JavaScript Client with JSON-based REST interface

# Spring Web Flow

## The Spring Web Stack

Spring Faces

Spring  
BlazeDS Integration

Spring  
Web Flow

Spring  
JavaScript

Spring Security

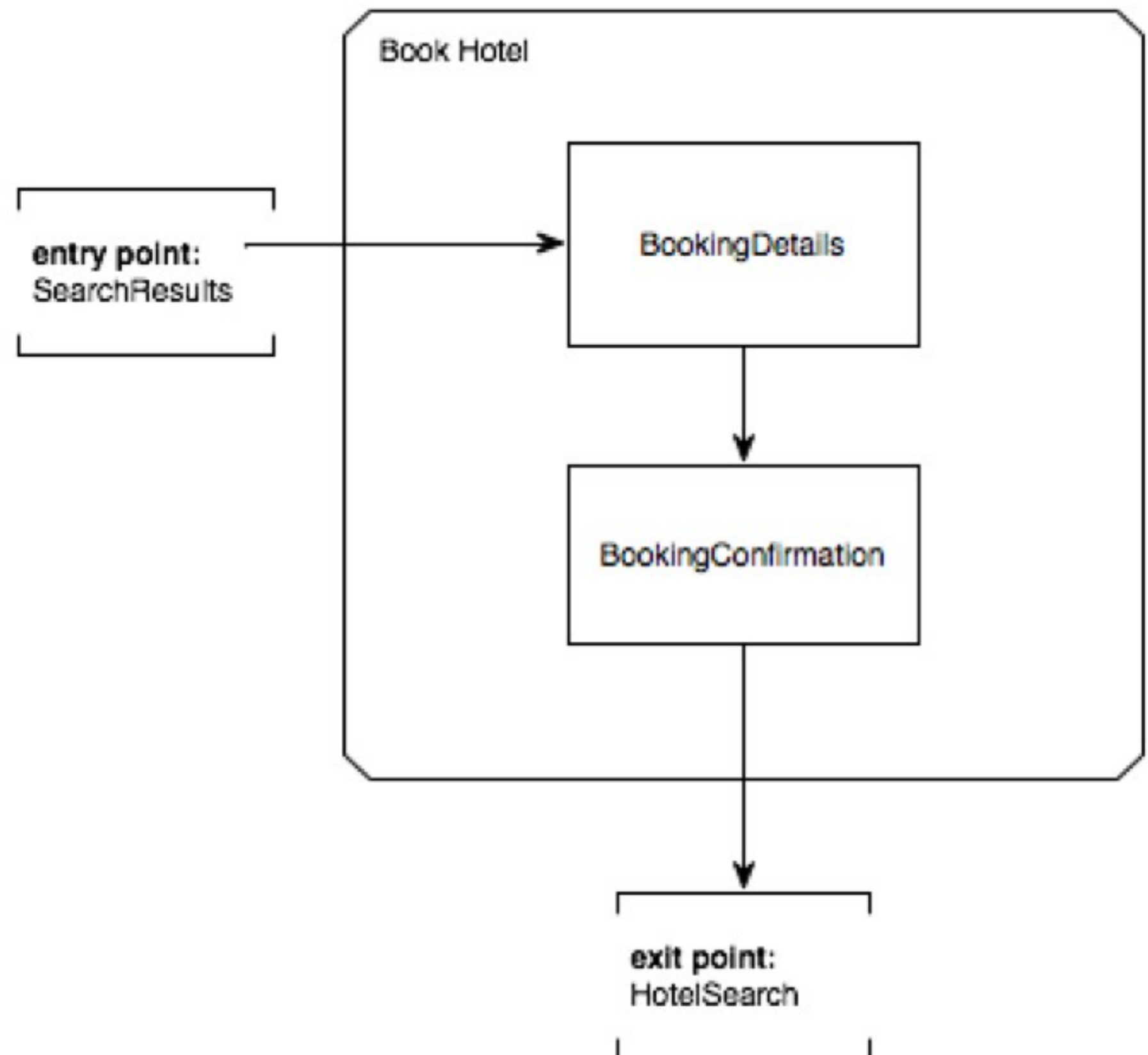
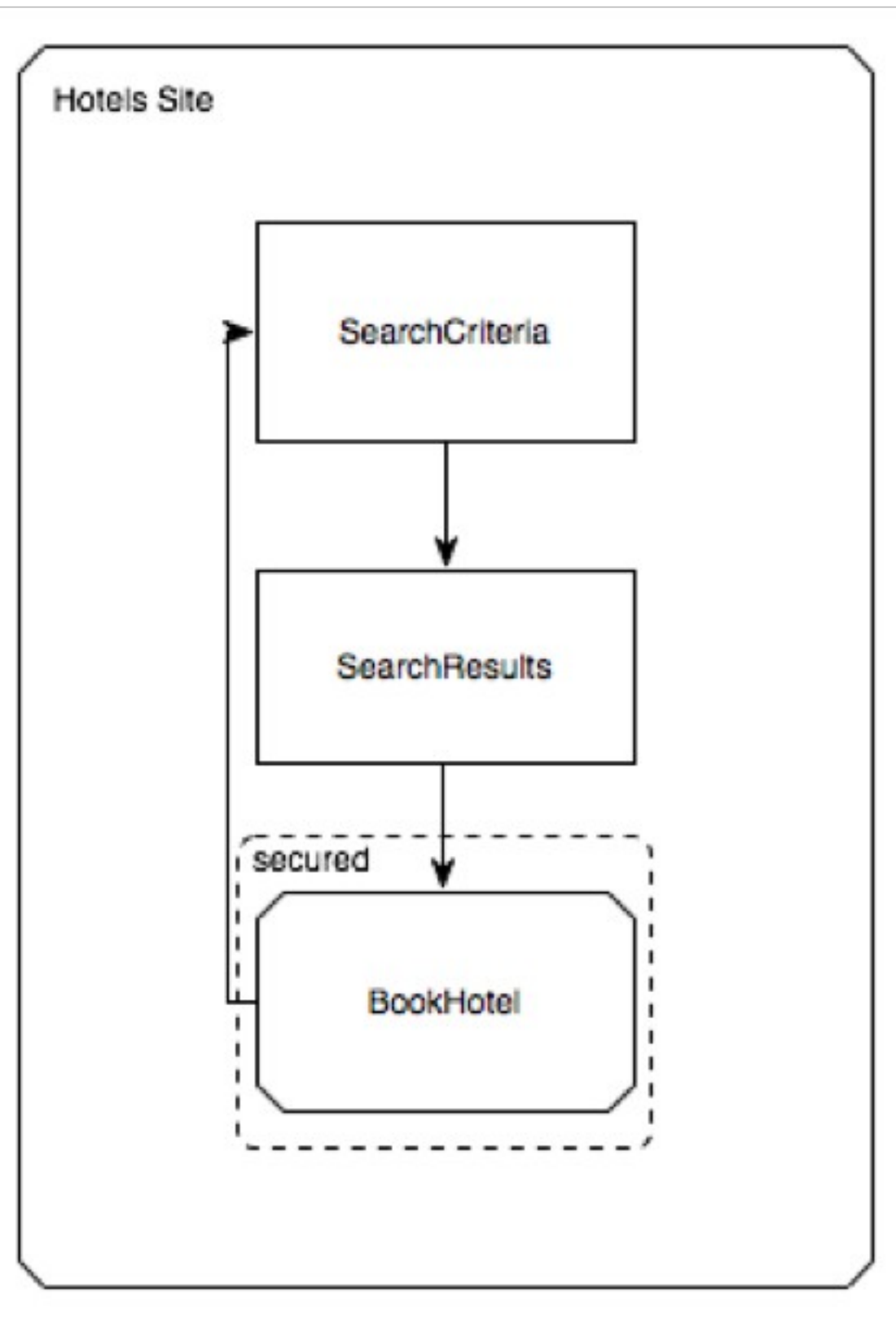
Spring Framework and Spring MVC

## Spring Web Flow

- > For implementing stateful flows
  - Reusable multi-step user dialogs
- > Plugs into Spring MVC
- > Spring Web Flow 2 current release
  - Incorporates lessons learned from 1.0
  - Offers many new features



# Web Flow Sweet Spot



# New Web Flow 2 Features

- Ajax support
  - Partial page re-rendering in flow DSL
- Spring security integration
- Flow-managed persistence
- Convention-over-configuration
  - View rendering
  - Data binding and validation

## Spring Web Flow 3 - @Flow

- Extends @Controller model
- Define stateful UI flow control using plain Java™
- Builds on Spring Web Flow infrastructure
- Part of Web Flow project

# @Flow Example

```
@Flow
public class BookHotel {
    private Booking booking;
    @Autowired private transient BookingService bookingService;

    public State start(@Input Long hotelId, Principal user) {
        booking = bookingService.createBooking(hotelId, user);
        return new EnterBookingDetails();
    }

    private class EnterBookingDetails extends ViewState {
        @Transition
        State next() { return new ReviewBooking(); }
    }

    private class ReviewBooking extends ViewState {}
}
```

## Demo

# Integrating Stateful Web Conversations



# Spring BlazeDS Integration

## The Spring Web Stack

Spring Faces

Spring  
BlazeDS Integration

Spring  
Web Flow

Spring  
JavaScript

Spring Security

Spring Framework and Spring MVC

# Spring BlazeDS Integration

- > Spring's Adobe Flex integration project
  - Connects Flex clients to Spring-managed services
    - Using BlazeDS MessageBroker boot-strapped by Spring
  - Makes Flex natural fit in a Spring environment
    - Uses Spring XML namespace for simplified setup
    - Reduces the need for BlazeDS-specific config

# Spring BlazeDS Integration

- Expose Spring beans as Remoting destinations (for RPC style interaction)
  - `<flex:remoting-destination>`
- Message-style communication through native BlazeDS messaging, JMS, and Spring Integration channels
  - enables server-side push
- Integrate Spring Security to secure Flex apps
  - `<flex:secured>`

# Demo

## Consuming Spring Services with RIA Clients

## Summary

- Apply a REST-ful approach to your web application development
  - Think about your app as a set of resources
  - With potentially multiple representations to support different client types
- Spring provides robust web stack for implementing REST-ful web apps
  - A-la carte open-source components
  - Integration with an array of web technologies
- Have fun!





# JavaOne<sup>SM</sup>

# Thank You

Keith Donald and  
Jeremy Grelle

<http://www.springsource.org>  
[http://  
www.springsource.com](http://www.springsource.com)

