

Oracle® Agile Product Lifecycle Management for Process

Ready Reports Solution Pack

Extensibility Pack 3.2

E40689-01

May 2013

ORACLE®

Copyrights and Trademarks

Agile Product Lifecycle Management for Process

Copyright © 1995, 2013, Oracle and/or its affiliates. All rights reserved.

This software and related documentation are provided under a license agreement containing restrictions on use and disclosure and are protected by intellectual property laws. Except as expressly permitted in your license agreement or allowed by law, you may not use, copy, reproduce, translate, broadcast, modify, license, transmit, distribute, exhibit, perform, publish, or display any part, in any form, or by any means. Reverse engineering, disassembly, or decompilation of this software, unless required by law for interoperability, is prohibited.

The information contained herein is subject to change without notice and is not warranted to be error-free. If you find any errors, please report them to us in writing.

If this is software or related documentation that is delivered to the U.S. Government or anyone licensing it on behalf of the U.S. Government, the following notice is applicable:

U.S. GOVERNMENT END USERS: Oracle programs, including any operating system, integrated software, any programs installed on the hardware, and/or documentation, delivered to U.S. Government end users are "commercial computer software" pursuant to the applicable Federal Acquisition Regulation and agency-specific supplemental regulations. As such, use, duplication, disclosure, modification, and adaptation of the programs, including any operating system, integrated software, any programs installed on the hardware, and/or documentation, shall be subject to license terms and license restrictions applicable to the programs. No other rights are granted to the U.S. Government.

This software or hardware is developed for general use in a variety of information management applications. It is not developed or intended for use in any inherently dangerous applications, including applications that may create a risk of personal injury. If you use this software or hardware in dangerous applications, then you shall be responsible to take all appropriate fail-safe, backup, redundancy, and other measures to ensure its safe use. Oracle Corporation and its affiliates disclaim any liability for any damages caused by use of this software or hardware in dangerous applications.

Oracle and Java are registered trademarks of Oracle and/or its affiliates. Other names may be trademarks of their respective owners.

Intel and Intel Xeon are trademarks or registered trademarks of Intel Corporation. All SPARC trademarks are used under license and are trademarks or registered trademarks of SPARC International, Inc. AMD, Opteron, the AMD logo, and the AMD Opteron logo are trademarks or registered trademarks of Advanced Micro Devices. UNIX is a registered trademark of The Open Group.

This software or hardware and documentation may provide access to or information on content, products, and services from third parties. Oracle Corporation and its affiliates are not responsible for and expressly disclaim all warranties of any kind with respect to third-party content, products, and

services. Oracle Corporation and its affiliates will not be responsible for any loss, costs, or damages incurred due to your access to or use of third-party content, products, or services.

Contents

CONTENTS	4
PREFACE	8
Audience	8
Variability of Installations	8
Documentation Accessibility	8
Access to Oracle Support	8
Software Availability	8
INTRODUCING READY REPORTS	9
Purpose	9
Overview	9
Usage Examples	9
Business Objects	9
INSTALLING AND CONFIGURING READY REPORTS	11
Installing the Solution Pack	11
Database Setup	11
Application Installation	11
Alternative Installation Option	12
Assigning Roles	12
ACCESSING READY REPORTS	13
Ready Reports Listing Page	14
READY REPORT DETAILS PAGE	15
Ready Reports Creator Page	16
Summary Information	16
Search Information	17
Search Criteria	17
Search Results	20
USING CONTEXTUAL VARIABLES	20
USING READY REPORTS IN AGILE PLM FOR PROCESS APPLICATIONS	23

Local Browser Bookmarks	23
Sharing with the Entire User Base	24
SECURITY AND ACCESS	26
Security	26
Visibility	26
Site Access	26
Ready Report Veto Plugin	26
Specification Veto Plugin	26
ADJUSTING REPORT VIEWS.....	27
Terminology	27
Configuration Files	27
Report Views Structure	27
Model	28
MandatoryProperty	28
SearchableProperties	28
ColumnInfo	29
Adding New Report Views	31
CONTEXTUAL VARIABLES INDEX.....	32
DRL	32
EQ.....	32
GSM.....	32
NPD	36
NSM.....	37
PQM	37
PQS.....	39
SCRM	40
UGM	42
MODELS INDEX.....	43

ADMN	43
Custom Section	43
Extended Attribute	43
Component Catalog	43
Component Catalog Term	43
DRL	44
DRL Document	44
EQ	44
Material EQ Request	44
Packaging EQ Request	45
Printed Packaging EQ Request	46
Product EQ Request	47
Trade EQ Request	47
GSM	48
Delivered Material Packing Specification	48
Equipment Specification	49
Formulation Specification	51
Global Succession Request	52
GSM Activity	52
Labeling Specification	53
LIO Profile	54
Master Specification	55
Material Specification	56
Menu Item Specification	58
Nutrient Profile	61
Packaging Specification	62
Packing Config Specification	64
Printed Packaging Specification	65
Product Specification	66
Testing Protocol	69
Trade Specification View: SpecSummaryView	69

NPD	72
Innovations/Sales Pipeline	72
Project	72
Strategic Brief.....	73
NSM.....	74
Nutrient Analysis.....	74
Nutrient Composite	74
PQM	75
Action	75
Audit.....	76
Issue	78
PQS.....	79
Lot Sample.....	79
Session	80
Scorecard	80
SCRM	81
Company	81
Company/Facility SDM.....	81
Facility	82
Non-Spec Sourcing Approval	83
Spec Related Sourcing Approval	83
Non-Spec Sourcing Approval SDM	84
Spec Sourcing Approval SDM	85
UGM	86
Group	86
User	86
WFA.....	86
GSM Workflow Process Template	86
SCRM Workflow Process Template.....	87

Preface

Audience

This guide is intended for client programmers involved with integrating Oracle Agile Product Lifecycle Management for Process. Information about using Oracle Agile PLM for Process resides in application-specific user guides. Information about administering Oracle Agile PLM for Process resides in the Oracle Agile Product Lifecycle Management for Process Administrator User Guide.

Variability of Installations

Descriptions and illustrations of the Agile PLM for Process user interface included in this manual may not match your installation. The user interface of Agile PLM for Process applications and the features included can vary greatly depending on such variables as:

- Which applications your organization has purchased and installed
- Configuration settings that may turn features off or on
- Customization specific to your organization
- Security settings as they apply to the system and your user account

Documentation Accessibility

For information about Oracle's commitment to accessibility, visit the Oracle Accessibility Program website at <http://www.oracle.com/pls/topic/lookup?ctx=acc&id=docacc>.

Access to Oracle Support

Oracle customers have access to electronic support through My Oracle Support. For information, visit <http://www.oracle.com/pls/topic/lookup?ctx=acc&id=info> or visit <http://www.oracle.com/pls/topic/lookup?ctx=acc&id=trs> if you are hearing impaired.

Software Availability

Oracle Software Delivery Cloud (OSDC) provides the latest copy of the core software. Note the core software does not include all patches and hot fixes. Access OSDC at: <http://edelivery.oracle.com>.

Introducing Ready Reports

Purpose

This guide describes how to install, configure, and use the Ready Reports Solution Pack. Solution packs are designed to be pluggable modules that can be added to the Agile PLM for Process application suite without modifying the existing release code base.

Overview

Ready Reports allow users to quickly access data they need in the context they need it. Ready reports are saved entity query tool (EQT) searches that are available for business objects in Agile PLM for Process. Since ready reports has its own administration interface, reports can be created and managed by business users. No technical report writing skills are necessary.

Reports can be saved as local browser bookmarks or individually shared with other users. Reports can even be shared to the entire user community by adding new navigation items throughout Agile PLM for Process applications. Refer to the *Agile Product Lifecycle Management for Process Navigation Configuration Guide* for more information

Usage Examples

The possibilities around how you use ready reports are virtually endless. Here are a few common use cases that can be accomplished with ready reports.

1. Find all finished goods with the allergen of X, created in the last 90 days.
2. Show me all packaging specifications that will be effective in the next 20 days.
3. Find all completed recalls performed in the last year.
4. Show all supplier documents associated to this material specification.
5. Find all facility audits that are due in the next 120 days.
6. Find all companies that could potentially source this material.
7. Show me all raw materials that are currently owned by Employee X.
8. Find all NPD projects in stage 2, 3 or 4 slotted for plant X.
9. Find all PQS sessions performed in the last 10 days at this location.

Business Objects

Ready reports are available for the following business objects:

Application	Object
ADMN	Custom Section
ADMN	Extended Attribute
CC	Component Catalog Term
DRL	DRL Document
eQ	Material eQuestionnaire

Application	Object
eQ	Packaging eQuestionnaire
eQ	Printed Packaging eQuestionnaire
eQ	Product eQuestionnaire
eQ	Trade eQuestionnaire
GSM	Delivered Material Packing Specification
GSM	Equipment Specification
GSM	Formulation Specification
GSM	Global Succession Request
GSM	GSM Activity
GSM	Labeling Specification
GSM	LIO Profile
GSM	Master Specification
GSM	Material Specification
GSM	Menu Item Specification
GSM	Nutrient Profile
GSM	Packaging Specification
GSM	Packing Config Specification
GSM	Printed Packaging Specification
GSM	Product Specification
GSM	Testing Protocol
GSM	Trade Specification
NPD	Innovations/Sales Pipeline
NPD	Project
NPD	Strategic Brief
NSM	Nutrient Analysis
NSM	Nutrient Composite
PQM	Action
PQM	Audit
PQM	Issue
PQS	Lot Sample
PQS	Session
PQS	Scorecard
SCRM	Company
SCRM	Company/Facility SDM
SCRM	Facility
SCRM	Non-Spec Sourcing Approval
SCRM	Non-Spec Sourcing Approval SDM
SCRM	Spec Related Sourcing Approval
SCRM	Spec Sourcing Approval SDM
UGM	Group
UGM	User
WFA	GSM Workflow Process Template
WFA	SCRM Workflow Process Template

Installing and Configuring Ready Reports

Note: You must have v6.1.1.0.0 of PLM for Process installed to use this solution pack.

Installing the Solution Pack

To install Ready Reports solution pack:

1. Unzip the contents of ExtensibilityPack_v3.0_Release.zip.
2. Unzip the contents of the SolutionPacks\ReadyReports\ReadyReports.zip and note the location.

Database Setup

1. Create a backup of the Prodika database.
2. Apply the Database Scripts
 - a. SQL Server
 - i. Open a command prompt and navigate to the directory where you unzipped the solution pack.
 - ii. Change directories (cd) to the Database directory.
 - iii. Apply the scripts using the following call to the ApplyScripts.exe utility:
ApplyScripts -c "server=<database_server>;uid=<user>;password=<password>;database=<database>" -f ReadyReports.xml
 - iv. After the ApplyScripts call, you can confirm that the database scripts have been applied successfully when the system prompts you with the following message:
"Complete - with no errors"
 - b. Oracle
 - i. Open a command prompt and navigate to the directory where you unzipped the solution pack.
 - ii. Change directories (cd) to the Database directory.
 - iii. Apply the scripts using the following call to the ApplyScripts.exe utility:
ApplyScripts -c "User Id=<user>;Password=<password>; Data Source=<datasource>" -dbvendor="orcl" -f ReadyReports-orcl.xml
 - iv. After the ApplyScripts call, you can confirm that the database scripts have been applied successfully when the system prompts you with the following message:
"Complete - with no errors"

Application Installation

1. Run the ReadyReports.exe file from the location where you unzipped the solution pack and follow the on-screen instructions to install the necessary files to your specified PLM for Process home directory. A backup folder called SolutionPacks611Backup is created during the installation to facilitate the uninstall process. Inside of that folder, a new folder called ReadyReports will be created to hold the files that were changed during the installation.

Note: The installer creates a new application pool in IIS for ready reports. If you are using Integrated Security, you will need to set the identity of the new application pool to match the other application pools for your site.

2. Restart IIS.

Note: One of the files copied in step 2 is the navigation extension that adds Ready Reports to the Application Navigation:

```
<MenuItem DisplayText="**Ready Reports" ID="lblReadyReports"
NavigateUrl="{dc:ReadyReports}/Main.aspx?ContentKey=ListReadyReports"
SecurityProfileRef="ReadyReportAdmins" SkinRef="DefaultSkin"
SortOrder="9999"/></MenuItem>
```

To learn more about navigation extensibility and creating security profiles, see the *Agile Product Lifecycle Management for Process Navigation Configuration Guide* in the Extensibility Pack.

3. Login to the application.

Alternative Installation Option

For environments where the PQM application has been installed against a different database than the other PLM4P applications, a 2nd Ready Reports application will need to be setup to allow users to run Ready Reports against the PQM objects. In order to setup Ready Reports for this configuration you will need to re-run the Ready Reports installation on the other environment.

Assigning Roles

Two roles exist for Ready Reports. The user must have one of these roles to access the ready reports administration application. Roles can be added using the UGM application.

[READY_REPORT_ADMIN]—This role allows a user to access the ready reports administration application. This user can create ready reports as well as edit reports they originated.

[READY_REPORT_SUPER_ADMIN]— This role allows everything READY_REPORT_ADMIN allows however this role allows the user to adjust the Max Results field. Editing the Max Results field could greatly affect performance so this role should be reserved for a more technical administrator.

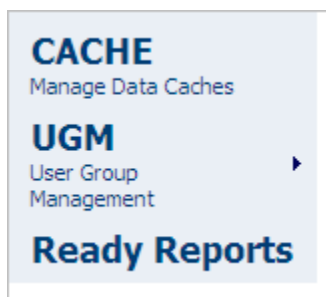
Accessing Ready Reports

Once a ready report is installed, the administrator accesses them by clicking **Ready Reports** in the top menu bar or in the left navigation panel of the application.

Figure 1. Ready Reports option, top menu bar



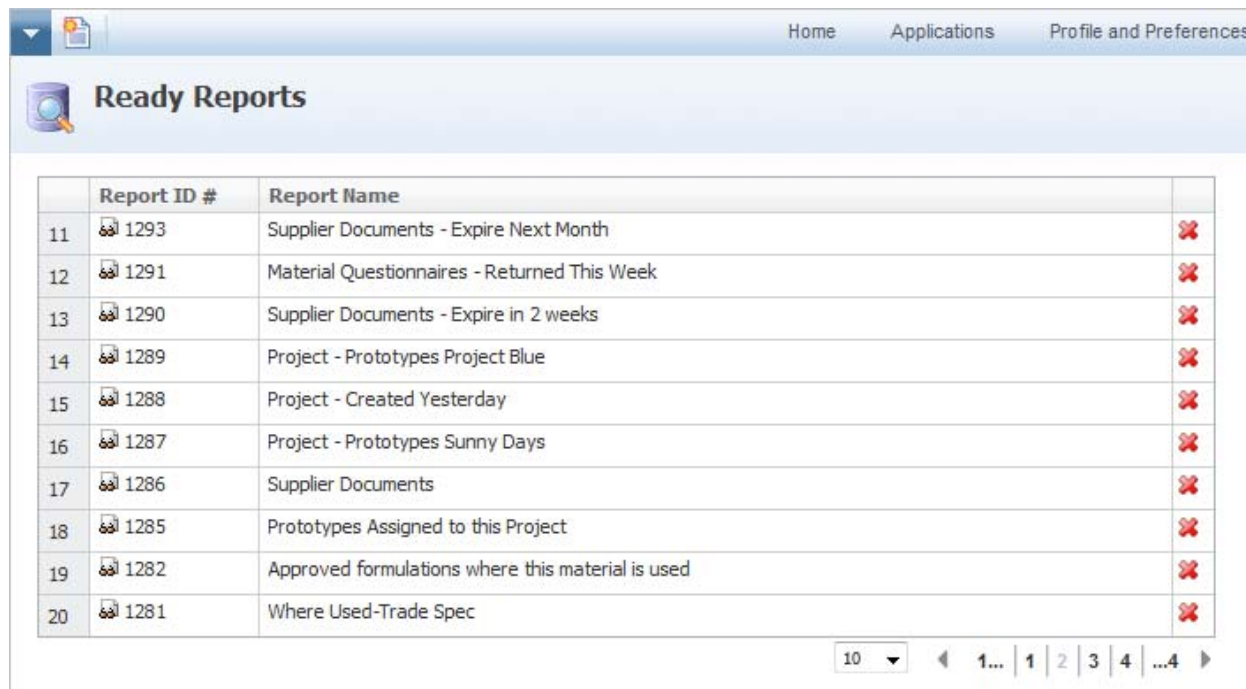
Figure 2. Ready Reports option, left navigation panel



Choosing these options shows the Ready Reports listing page, which lists saved ready reports and is used to create new reports, shown below.

Ready Reports Listing Page

Figure 3. Ready Reports listing page



	Report ID #	Report Name	
11	1293	Supplier Documents - Expire Next Month	
12	1291	Material Questionnaires - Returned This Week	
13	1290	Supplier Documents - Expire in 2 weeks	
14	1289	Project - Prototypes Project Blue	
15	1288	Project - Created Yesterday	
16	1287	Project - Prototypes Sunny Days	
17	1286	Supplier Documents	
18	1285	Prototypes Assigned to this Project	
19	1282	Approved formulations where this material is used	
20	1281	Where Used-Trade Spec	

10 ◿ ◀ 1... 1 2 3 4 ...4 ▶

To preview a report, click the view details icon ().

To edit a report, click anywhere in the corresponding row. The Ready Reports Details page is displayed, as shown on page 15.

To delete a report, click the delete icon (). You will be prompted to confirm the deletion; click **OK** to delete the report, or **Cancel** to cancel.

To create a new report, click the **Create New** icon () or select **New** from the action menu. The Ready Reports Creator Page is displayed. Its use is described on page 16.

Ready Report Details Page

This page displays when the administrator selects a report from the Ready Reports listing page. The report opens in edit mode.

Figure 4. Ready Report details page

The screenshot shows a web application interface for editing a report. At the top, there's a title bar with a blue gradient and a toolbar with icons for save, print, and refresh. Below the title bar, the report title "Supplier Documents - Expire in 30 days (1290)" is displayed. The main content area is divided into three sections: Summary Information, Search Information, and Search Criteria. The Summary Information section contains fields for Report Name, Originator, Report ID, Report URL, Max Results, and Hide Criteria. The Search Information section contains fields for Target Object and Report View. The Search Criteria section contains fields for Expiration Date, Next (Today + X), and a value field, along with a Reset button and a Preview button.

Supplier Documents - Expire in 30 days (1290)
Ready Report

Summary Information

Report Name: Supplier Documents - Expire in 30 days

Originator: User, Business

Report ID: 1290

Report URL: <http://corpsystem4.us.oracle.com/ReadyReports/ReadyReports.aspx?pkid=1108481fc7eb-eae0-45d2-a2e4-2b56c17af798>

Max Results: 500 (Max Results over 500 require a performance evaluation)

Hide Criteria: ☐

Search Information


Target Object: Spec Sourcing Approval SDM

Report View: ManagedDocumentMultiSelect

Search Criteria

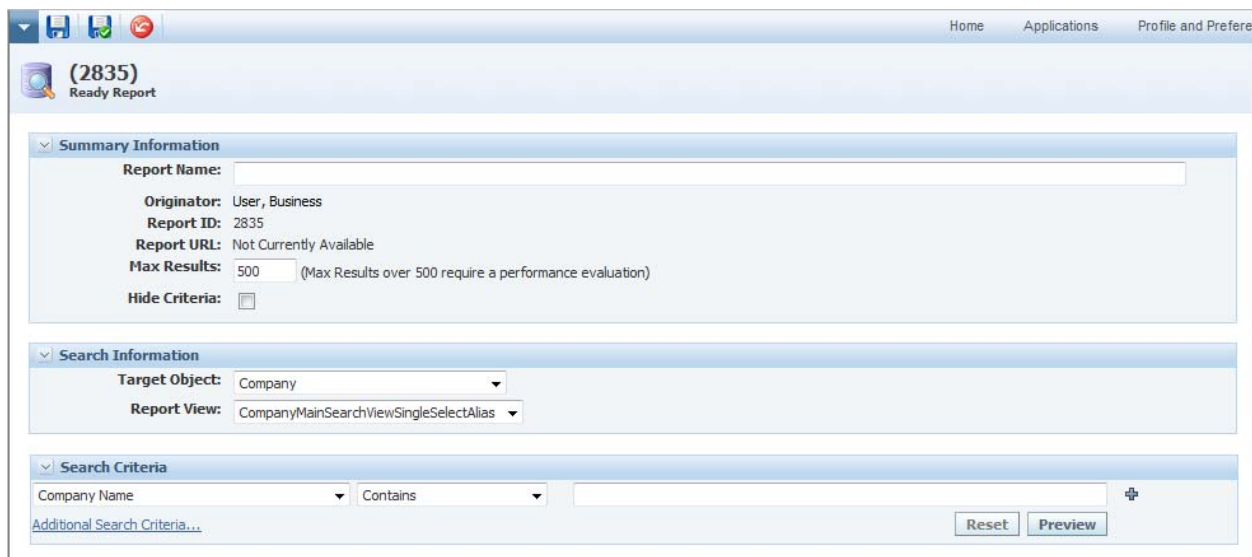
Expiration Date: Next (Today + X): 30 day(s)

Ready Reports Creator Page

This page displays when the user creates a ready report by selecting the **New** menu option or the **Create New** icon (). This page allows users to build a ready report. Results can be previewed by clicking **Preview**.

Note: If the report is using active object, the Preview button will not display search results. Instead a message is displayed indicating search results are not available.

Figure 5. Ready Reports Creator Page



The ready report page is comprised of the Summary Information and Search Information sections.

Summary Information

This section defines the ready report. Key fields include:

Field Name	Description
Report Name	The Name associated with the ready report. This will be used as the title for the popup where the ready report is displayed. This is a required field.
Originator	System-assigned user who created the report. Only the originator can view and edit this report in the ready reports administration application.
Report ID	System-assigned ID.

Field Name	Description
Report URL	The actual URL to be used to access the ready report. This could be used on its own or included as part of a navigation extension. For more information on the navigation extensions, please refer to the <i>Agile Product Lifecycle Management for Process Navigation Configuration Guide</i> . <i>Note:</i> When active object contextual variables are included in criteria, this URL has to be accessed using a navigation extension.
Max Results	Maximum number of search results returned. This field is visible to users with the [READY_REPORT_SUPER_ADMIN] role. <i>Note:</i> Use caution when adjusting this field beyond 500 items; doing so could have large performance implications.
Hide Criteria	If checked, search criteria are hidden in consumed ready reports. This allows you to lock down a ready report criteria set. When it is essential that end users are not allowed to adjust the ready report results, then it should be hidden.

Search Information

This section contains two fields that define the search:

Field Name	Description
Target Object	Target object defines the object the search will be performed against. This could be any of the objects defined in the Overview section on page 9.
Report View	Report view defines the fields that can be used in the search criteria as well as the search result columns. Views and available fields are detailed beginning on page 27.


Search Criteria

The search criteria define the actual data that will be used to determine the report results. Criteria available will depend on the report view that is selected. There are two types of criteria that can be added as search criteria:

Field Name	Description
Manual Criteria	The ready report itself declares the search item. The search item is manually saved by the ready report administrator. For example, Classification equals "Critical". Critical was manually placed by the ready report administrator and will always be "Critical" no matter where the ready report is executed from. See below for more information on using the search criteria tool.

Field Name	Description
Contextual Criteria	When using contextual criteria, the object the user is on when executing the ready report will decide the search item. For example, assume the user is on a material specification with the classification of “Active Ingredient.” When the user executes the ready report from that material specification, the criteria will be Classification equals “Active Ingredient.” If the user was on a material specification with a classification of “Critical,” then the criteria would use “Critical” as the search item. See the Using Contextual Variables section on page 20 for more information about the available contextual variables.


To find an object using the search page, set search criteria using a combination of three basic fields in the Search Criteria section.


Field Name	Description
Key Field List	Select from a list of fields to search in. This list varies based on the report view that you chose.
Operator	Select from a list of operators based on the criteria that you chose in the key field list. A few examples include Equals, Not Equals, Contains, and Starts With.
Search Term	The actual word or words that you are looking for. If this field is preceded by an add data icon (), click it to view a dialog box with available choices. You can also enter a percent sign (%) to perform a wildcard search.

The search page includes the following buttons:

Reset — Clears all search criteria fields and results.

Preview — Previews your search results including the Search Results section in a pop-up window. If the search includes an active object contextual variable, clicking this button returns an error message.

The more criteria icon () displays to the right of the search term field. When clicked, more criteria creates another row of the main three search fields. You can use additional rows to enter additional search parameters. For example, you can search for all specification names that contain "Milk" that are in the "Approved" status.

This less criteria icon () appears when additional search rows are added using the more criteria icon.

Additional buttons appear to the right of the search term field if contextual variables are available, as described on page 20.

Additional Notes about Search Criteria

1. At this time “blind” searches, where search criteria are empty, are not allowed. While the system allows you to save a blind search, when the search is run, an error is returned stating no search criteria were defined.
2. When searching using only additional search criteria, you must include a wildcard search in the main search criteria section. For example, **Spec Name Contains %**, then the additional search criteria for the extended attribute, breakdown item, or custom section.
3. The maximum number of criteria rows is 10, unless you are using relative dates. Relative dates count as 2 rows, so the maximum number of relative date fields without other criteria would be 5. If other criteria are defined, the number of date fields will vary. For

example, if you have 8 other fields defined, you would only be able to use one relative date.

Search Results

The search results show the actual data that will be returned from the search that was created. Search result columns are determined by the report view. If the search includes an active object contextual variable, an error message is returned instead of results.

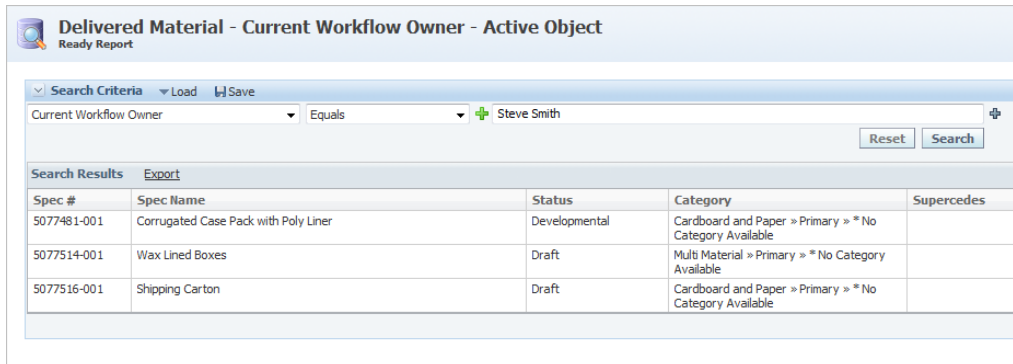
After completing the fields above, click **Save** () or **Save & Close** () to save the report.

Using Contextual Variables

Ready reports allow you to use contextual variables. This means a ready report can use the user's context, location in the application, or date as search criteria. For example, a user can be on a material specification and run a ready report that finds all formulation specifications that use that material specification as an input that they are the owner of that are effective in the next 30 days.

Note: Contextual Variables that pull data from objects in other applications will not work for PQM object reports when PQM is configured to use a different database than the rest of the PLM4P applications. PQM could also be set up to use a 3rd party application(s) instead of GSM, SCRM & NPD. Contextual variables that pull data from those areas that are configured to use third party applications will not work.

Figure 6. Sample consumed ready report, delivered material specification.




Spec #	Spec Name	Status	Category	Supersedes
5077481-001	Corrugated Case Pack with Poly Liner	Developmental	Cardboard and Paper » Primary » * No Category Available	
5077514-001	Wax Lined Boxes	Draft	Multi Material » Primary » * No Category Available	
5077516-001	Shipping Carton	Draft	Cardboard and Paper » Primary » * No Category Available	


There are currently three categories of contextual variables available:

Field Name	Description
Object	Allows you to use values from fields on an active object as input to the search criteria. For example, "Show me all supplier documents associated to this material." From a material or packaging specification the ready report can find all specification-related sourcing approval documents associated to the active specification the user is on.


Field Name	Description
User	Allows you to use the current user running the report as input to the search criteria. For example, you can use the active user as a variable. This allows you to create reports like “Show me all trade specifications that I own” or “Show me all material specifications that I created.”
Date	<p>Allows you to use date variables as search criteria. For example, to say the “Next 30 days” the system assumes today's date and adds 30 days to today's date for search criteria. Options available are:</p> <p>Last (Today - X) for the last X days Next (Today + X) for the next X days Between (Today +/- X) for a date range, for example, Today + or - 20 days</p> <p>This allows you to create reports like “Show me all company supplier documents that expire in the next 30 days.”</p>

You can add contextual variables in your search criteria by selecting one of the following icons:

Click the active object icon () to add the current active object as the search term

Click the active user icon () to add the current active user

Click the relative date icon () to add the current relative date.

The clear icon () appears once you add the active object, active user, or relative date.

Not all criteria support contextual variables. For a full listing of supported variables see the Contextual Variables Index on page 32.

Note: When using active object variables, ready reports can only be executed from contextual locations. This means they have to be added as navigation items and cannot be used as personal bookmarks or standalone URLs. This is because the context actually drives the report criteria; if executed from a bookmark the system has no context to pull criteria from.

To test your ready report with active object contextual variables without adding it to the navigation, the following URL can be used once your report is saved.

<http://<URL>/ReadyReports/readyreports.aspx?pkid=<READYREPORTPKID>&ao=<ACTIVEOBJECTPKID>>

Field Name	Description
READYREPORTPKID	This pkid can be found in the browser's address bar when you have the ready report open in Ready Report Administration. See Figure 7 below.
ACTIVEOBJECTPKID	This pkid can be found in the browser's address bar when you have the specification/object open. <i>Note:</i> Not all objects will have the pkid in the browser's address bar. For these objects a navigation item has to be added to test the report.

Figure 7. URL for testing ready reports containing contextual variables

Using Ready Reports in Agile PLM for Process Applications

Reports can be saved as local browser bookmarks or individually shared with other users. Reports can even be shared to the entire user community by adding new navigation items throughout Agile PLM for Process applications.

Local Browser Bookmarks

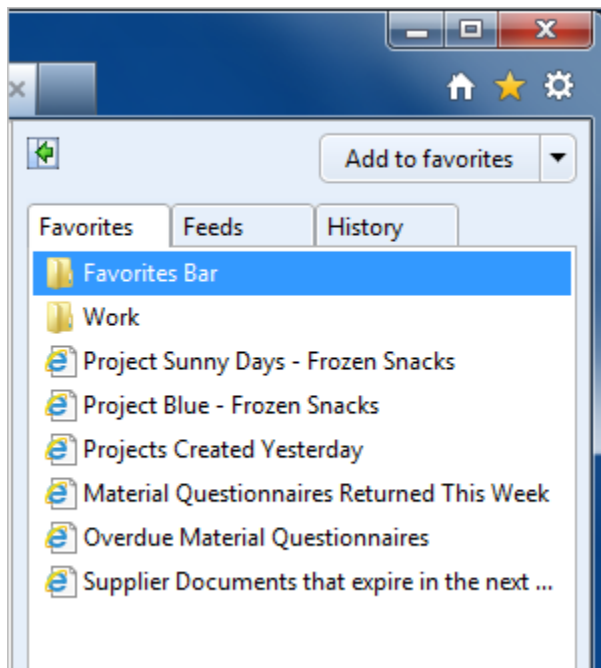
The fastest and easiest way for a user to use a ready report would be to save the report as a local browser bookmark. This allows users to create relevant groupings of objects. For example, you can create a report that finds all formulations tied to a specific NPD project. Now the user will have one click access to every formulation they are currently working on within that project.

Note: By nature of design, reports containing active objects cannot be bookmarked.


Once you have a ready report created, follow these steps to bookmark your report:

1. Open the Ready Reports Administration application.
2. Locate the ready report you would like to bookmark in the ready report listing.
3. Select view details icon (🔍).
4. Your ready report will open in a new browser window and from there you can now add this page to your favorites by clicking **Add to favorites** in your browser, as Figure 8 shows below.

Figure 8. Adding a Favorite to your browser



Or

1. Open the Ready Reports Administration application.
2. From the Ready Reports Details page, click the favorites icon () to the right of the Report URL field.

A ready report can be shared with other users just by sharing the system-generated URL.

1. Open the Ready Reports Administration application.
2. Open the ready report you would like to share.
3. Copy the Report URL.
4. Paste the URL in email or instant message to share with other users.

Note: By nature of design, reports containing active object contextual variables cannot be shared via URL link.

Sharing with the Entire User Base

Reports can even be shared with the entire user community by adding new navigation items throughout Agile PLM for Process applications. Navigation items can have their own security rules so based on your configuration only the users you want to share the link with will see the link. Navigation items can be added to any application and context can be very specific. For example, you can provide a report that allows users to see all expired supplier documents. It can be linked only to a material specification and seen by users in the group “Supplier Managers”. The figures below show how navigation items might be added for NPD.

Note: Reports containing active objects can be shared using this method.

Figure 9. Icon from NPD



Figure 10. Navigation menu example from NPD

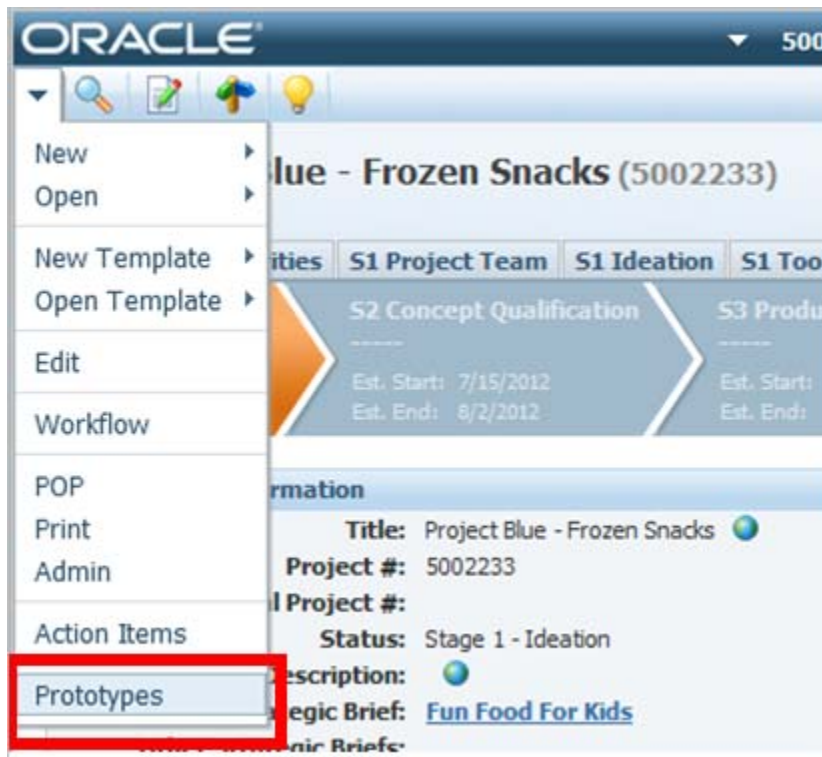
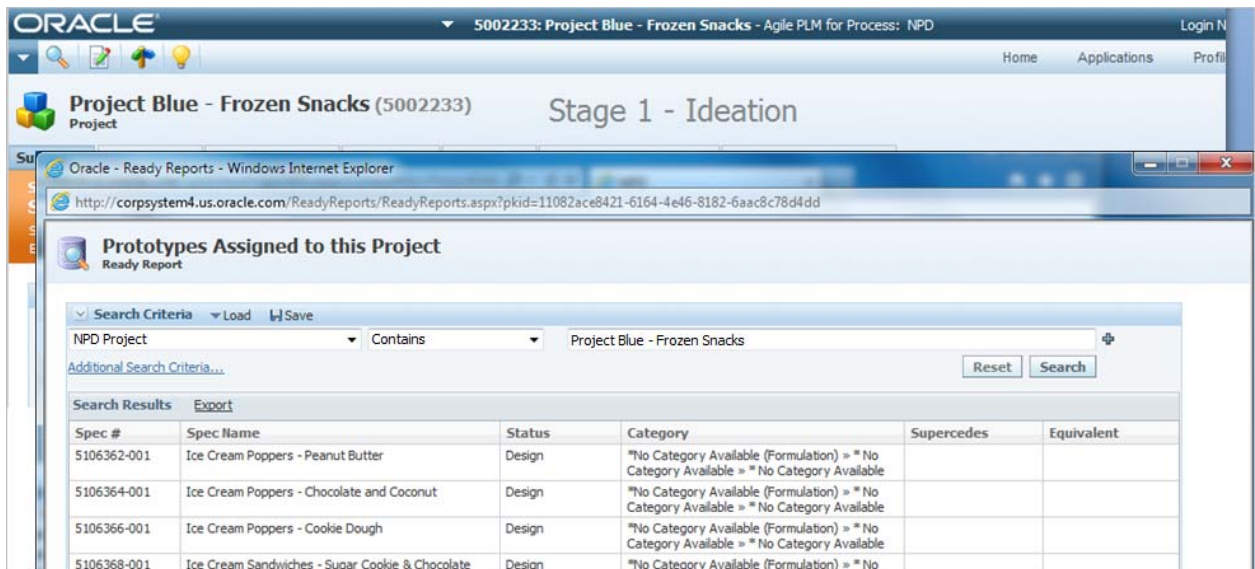


Figure 11. Report run from NPD



Refer to the *Agile Product Lifecycle Management for Process Navigation Configuration Guide* for more information.

Security and Access

Security

All ready reports support GSM and SCRM business unit (BU) security. See the *Agile Product Lifecycle Management for Process Security Configuration Guide* for more information.

Visibility

All ready reports respect BU and workflow visibility.

Site Access

Individual site access controls which ready reports administrators and end users have access to. For example, if users only have site access to SCRM but they are a ready report administrator, they will only see target objects related to the SCRM application. All other application objects are hidden from their view.

The same goes for end users. If the end users only have site access for GSM, they will not be able to execute a ready report that uses an SCRM target object. If attempted, the users see a No Permissions error. Site access is assigned in UGM. Refer to the *Agile Product Lifecycle for Process Administrator User Guide* for more information.

Note: Users with the NPD_PARTNER role will not be able to execute any NPD ready report, regardless of site access. Access to DRL is role-based so, users must have one of the following roles to access DRL: [DRL_CREATOR], [DRL_EDITOR], or [DRL_VIEWER].

Ready Report Veto Plugin

If the out of the box security filters do not cover your specific use cases, the specification veto plugin can be used. For example, a user may have site access to GSM, but you do not want them to access a ready report that returns formulation specifications. A veto plugin can be deployed that checks the UGM user group and exact target object restricting the user's access.

Specification Veto Plugin

The ready reports framework uses a veto handler to extend security logic. Custom security rules can be evaluated when determining the ability to execute a ready report. The specification veto plugin is an extension point available to all ready reports. The custom class evaluates the current ready report and returns a true or false giving access to the results of the report or not.

Technical Documentation

Refer to the PluginExtensions document, located in the Extensibility Pack
ReferenceImplementations\PluginExtensions\Documentation folder for more details.

Available Reference Implementations

This plugin is an example of a ready report veto handler. In this example, if the users' last name is Janjua or ready report model is based on material specification, they will not be able to see a report.

The reference implementation file can be found in:

SolutionPacks\ReadyReports\ReferenceImplementations\ReadyReportVetoHandlerPluginDemo.cs

Adjusting Report Views

Report Views can be extended. A report view allows you to customize the result columns returned for a ready report. There is a limit of 20 columns that can be returned as search results. To perform this extension, you will need to have access to the configuration files and permissions to reset IIS.

The choices of result columns are limited to what is included in the Models Index.

WARNING: When the ready reports application is upgraded, you will need to apply these configuration changes again. Comments are recommended so you can easily see which views were added.

Terminology

Here are some general terms that are used.

Term	Description
Models	Models define which criteria and search result columns are available.
Views	Views define which criteria and result columns are actually shown to the user.
Mandatory Property	A property used in a view that filters data returned based on security, visibility or configuration rules.

Configuration Files

New report views should be added to the ExtensionViews.xml file located inside the config\Extensions folder by completing the following steps:

1. Back up the **ExtensionViews.xml** file.
2. Make adjustments to the **ExtensionViews.xml** file.
3. Reset IIS and review your new report view within the ready reports UI.

Report Views Structure

The report view node structure looks like this:

```
< ReportViewName >
<AllowedModels>
<Model>
    <MandatoryProperty>
    <SearchableProperties>
    <DisplayColumns>
        <ColumnInfo>
    </DisplayColumns>
```

```
</Model>
</AllowedModels>
</ReportViewName>
```

Model

This represents the search model being used in the view. The name will generally tell you what target object you are running your report against. For example, most target objects in GSM are named: “Main [Type] Specification”. A specific example, the packaging specification search page, uses the following view:

```
<Model active="true" name="Main Packaging Specification" alias="lblType1009"
orderByColumns="-" captionColumn="0" primaryKeyColumnName="SpecID">
```

MandatoryProperty

This represents the filters being applied to the search view. **These should not be edited.**

SearchableProperties

This node is generally used to exclude certain search criteria based on configurations.

DisplayColumns

This node represents the actual result columns that are displayed to the user. Here is where columns can be removed or added.

The example below shows the result columns for the main packaging specification search in GSM.

```
<DisplayColumns>
  <ColumnInfo width="79" dataField="SpecNumber" dataFieldCaption="lblSpecNumber"/>
  <ColumnInfo width="256" dataField="SpecName" dataFieldCaption="lblSpecName"/>
  <ColumnInfo width="87" dataField="CurrentStatus"
dataFieldCaption="lblSpecSummaryStatus"
dataTransformer="Singleton:Xeno.Prodika.EQTService.DataTransformers.WorkflowStatusDataColumnTr
ansformerFactory,EQTService"/>
  <ColumnInfo width="225" dataField="Taxonomy" dataFieldCaption="lblTaxonomy"/>
  <ColumnInfo width="102" dataField="Supercedes" dataFieldCaption="lblSupercedes"
dataTransformer="Singleton:Xeno.Prodika.EQTService.DataTransformers.SpecSupercedesDataTransfor
merFactory,PlatformExtensions"/>
  <ColumnInfo width="100" dataField="ctxSysEquiv"
dataFieldCaption="lblContextSensitiveSysEquivCtlEquivalent"
dataTransformer="Singleton:Xeno.Prodika.EQTService.DataTransformers.GSMContextSensitiveEquival
entDataTransformerFactory,PlatformExtensions"
enableHandler="Class:Xeno.Prodika.EQTService.SearchablePropertyHandlers.FeaturePropertyItemEna
bledResolverFactory,EQTService$GSM.EQT.CrossReferences.Enabled"/>
</DisplayColumns>
```

ColumnInfo

The ColumnInfo node represents the actual result column. It has the following available attributes:

Attribute	Description
dataField	The actual id for the data to be returned. Please refer to the included Available Views and Models Index for the ids that can be used.
dataFieldCaption	The translatable label that will be used as the column header. Please refer to the included Available Views and Models Index for the data field captions that can be used.
Width	This is the column width designated in pixels. Make sure when you remove or add a column the new total width remains at 849 pixels. For example, if you were to add a column that was 150 pixels in width that would bring the total to 999. You must remove width from the other existing columns so that it once again equals 849 pixels.
dataTransformer	This is code that transforms the data returned in a recognizable string to the user.
isAggregatable	Used to display results that have more than one value. If set to true, the results will be combined into a single row, otherwise, one row will be returned for each value. For example, multiple Business Units can be added to a specification so the report will return multiple values for a single column.
aggregationDelimiter	Character used to divide the aggregated results.

Important Note: Columns that are added will be sortable. However, these columns will only be sorting the string of text returned. So if you are returning a date or number in your column, sorting will not appear to be functioning correctly.

Example: Adding Business Unit to Packaging Search Results

1. Find the “Main Packaging Specification” search view inside **ExtensionViews.xml**.
2. Find the **<DisplayColumns node>**.

```
<DisplayColumns>
    <ColumnInfo width="79" dataField="SpecNumber"
dataFieldCaption="lblSpecNumber"/>
    <ColumnInfo width="256" dataField="SpecName" dataFieldCaption="lblSpecName"/>
    <ColumnInfo width="87" dataField="CurrentStatus"
dataFieldCaption="lblSpecSummaryStatus"
dataTransformer="Singleton:Xeno.Prodika.EQTService.DataTransformers.WorkflowStatusDataC
olumnTransformerFactory,EQTService"/>
    <ColumnInfo width="225" dataField="Taxonomy" dataFieldCaption="lblTaxonomy"/>
    <ColumnInfo width="102" dataField="Supersedes"
dataFieldCaption="lblSupersedes"
dataTransformer="Singleton:Xeno.Prodika.EQTService.DataTransformers.SpecSupersedesDataT
ransformerFactory,PlatformExtensions"/>
</DisplayColumns>
```

```

        <ColumnInfo width="100" dataField="ctxSysEquiv"
dataFieldCaption="lblContextSensitiveSysEquivCtlEquivalent"
dataTransformer="Singleton:Xeno.Prodika.EQTService.DataTransformers.GSMContextSensitive
EquivalentDataTransformerFactory,PlatformExtensions"
enableHandler="Class:Xeno.Prodika.EQTService.SearchablePropertyHandlers.FeatureProperty
ItemEnabledResolverFactory,EQTService$GSM.EQT.CrossReferences.Enabled"/>
    </DisplayColumns>

```

3. Add a new Column node after the Equivalent column (ctxSysEquiv) using the Approved Business Unit dataField id, FieldCaption label, and appropriate width. Since the Approved Business Unit column can contain multiple values, the aggregation and dataTransformer attributes have been defined.

```

<ColumnInfo width="125" dataField="ApprovedForUseBUDisplayName"
dataFieldCaption="lblBusinessUnit"
dataTransformer="Singleton:Xeno.Prodika.EQTService.DataTransformers.BusinessUnitDataCol
umnTransformerFactory,EQTService" isAggregatable="true" aggregationDelimiter=", " />

```

```

<DisplayColumns>
    <ColumnInfo width="79" dataField="SpecNumber"
dataFieldCaption="lblSpecNumber"/>
    <ColumnInfo width="256" dataField="SpecName" dataFieldCaption="lblSpecName"/>
    <ColumnInfo width="87" dataField="CurrentStatus"
dataFieldCaption="lblSpecSummaryStatus"
dataTransformer="Singleton:Xeno.Prodika.EQTService.DataTransformers.WorkflowStatusDataC
olumnTransformerFactory,EQTService"/>
    <ColumnInfo width="225" dataField="Taxonomy" dataFieldCaption="lblTaxonomy"/>
    <ColumnInfo width="102" dataField="Supercedes"
dataFieldCaption="lblSupercedes"
dataTransformer="Singleton:Xeno.Prodika.EQTService.DataTransformers.SpecSupercedesDataT
ransformerFactory,PlatformExtensions"/>
    <ColumnInfo width="100" dataField="ctxSysEquiv"
dataFieldCaption="lblContextSensitiveSysEquivCtlEquivalent"
dataTransformer="Singleton:Xeno.Prodika.EQTService.DataTransformers.GSMContextSensitive
EquivalentDataTransformerFactory,PlatformExtensions"
enableHandler="Class:Xeno.Prodika.EQTService.SearchablePropertyHandlers.FeatureProperty
ItemEnabledResolverFactory,EQTService$GSM.EQT.CrossReferences.Enabled"/>
    <ColumnInfo width="125" dataField="ApprovedForUseBUDisplayName"
dataFieldCaption="lblBusinessUnit"
dataTransformer="Singleton:Xeno.Prodika.EQTService.DataTransformers.BusinessUnitDataCol
umnTransformerFactory,EQTService" isAggregatable="true" aggregationDelimiter=", " />
</DisplayColumns>

```

4. To support 1024x768 resolutions, make sure your total width matches what it was before your addition. In this example the total width was 849 pixels. So you will need to remove 125 pixels of width from pre-existing column(s), like specification name.

```

<ColumnInfo width="131" dataField="SpecName" dataFieldCaption="lblSpecName"/>

```

5. Reset IIS.
6. Go to a Ready Report and select the **Packaging Specification** target object and verify the new column appears.

Adding New Report Views

New report views can be added by copying an existing view and changing the view name and corresponding attributes. This allows you to offer multiple report views per target object.

The report view node structure looks like the following. [ReportViewName] will appear in the report view dropdown for the target object specified in the <Model> node.

```
<ReportViewName>
<AllowedModels>
<Model>
  <MandatoryProperty>
  <SearchableProperties>
  <DisplayColumns>
    <ColumnInfo>
  </DisplayColumns>
</Model>
</AllowedModels>
</ReportViewName>
```

Contextual Variables Index

The following contextual variables are supported in search criteria. Refer to the **ReadyReports.xml** configuration file for further details.

DRL

Search Model	Available Variables
DRL Document	Catalogs Classification Document Date Effective Date Expiration Date Originator Status

EQ

Search Model	Available Variables
All EQ Models contain these variables:	Additional Administrators (Users) Additional Administrators (Groups) Company Name Date Received Date Sent Due Date Primary Owner Status

GSM

Search Model	Available Variables
<i>GSM - All models except Global Succession, Activity Specification, and LIO Profile contain these variables:</i>	Associated Specs: Name and Number Category Created Current Workflow: Owner or Group Effective Last Edit Originator Short Name Status Workflow

Search Model

Available Variables

Delivered Material Packing
Specification

Inactive

Search Model

Equipment Specification

Available Variables

Inactive

Search Model

Formulation Specification

Available Variables

Facility
Inactive
Input Item
Input Item (plus alternates)
NPD Project
Output Item

Search Model

Labeling Specification

Available Variables

Inactive

Search Model

Master Specification

Available Variables

Inactive

Search Model

Material Specification

Available Variables

Known to Contain: Additives, Allergens, Intolerances
May Contain: Additives, Allergens, Intolerances
Does Not Contain: Additives, Allergens, Intolerances
BD Component Term or Alias
BD Component Term
Classification
Country of Origin
Inactive
Material Type
Output Type
Receiving Facilities
Source Facility

Search Model

Menu Item Specification

Available Variables

Known to Contain: Additives, Allergens, Intolerances
 May Contain: Additives, Allergens, Intolerances
 Does Not Contain: Additives, Allergens, Intolerances
 Actual Label Claims
 Inactive
 Menu Item Build
 Menu Item Class
 Potential Label Claims
 Standard

Search Model

Nutrient Profile

Available Variables

none

Search Model

Packaging Specification

Available Variables

Inactive
 Item Type
 Receiving Facilities
 Source Facility

Search Model

Packing Configuration Specification

Available Variables

Inactive

Search Model

Printed Packaging Specification

Available Variables

Inactive
 Receiving Facilities
 Source Facility

Search Model

Product Specification

Available Variables

Known to Contain: Additives, Allergens, Intolerances
 May Contain: Additives, Allergens, Intolerances
 Does Not Contain: Additives, Allergens, Intolerances
 BD Component Term or Alias
 BD Component Term
 Inactive
 Receiving Facilities
 Source Facility

Search Model	Available Variables
Trade Specification	Known to Contain: Additives, Allergens, Intolerances
	May Contain: Additives, Allergens, Intolerances
	Does Not Contain: Additives, Allergens, Intolerances
	Actual Label Claims
	Brand
	BD Component Term or Alias
	BD Component Term
	GTIN/UPC/EAN
	Material Specification
	Packaging Materials
	Potential Label Claims
	UDEX Classification
Search Model	Available Variables
Global Succession	Created By
	New Specification: Name and Number
	Specification to Supersede: Name and Number
Search Model	Available Variables
GSM Activity	Activity Type
	Current Workflow: Owner or Group
	Effective
	Inactive
	Last Edit
	Originator
	Primary Item Specification: Name and Number
	Related Items Specification: Name and Number
	Status
Search Model	Available Variables
LIO Profile	Associated Formulation: Name and Number
	Associated Output: Name and Number
	Created
	Last Edit
	Nutrient Profile: Name and Number
	Originator

NPD

Search Model	Available Variables
Innovation/Sales Pipeline	Administrators Internal Project # Request Date Status

Search Model	Available Variables
Project	Brands Channels Consumer Value Perception Demographics Enabling Technology Gate Keeper(s) Global Categories Internal Project # Lead Countries Origination Date Priority Project Owner Project Type Readers (groups) Readers (users) Risk Stage Status Strategic Brief Team Leader(s) Team Member(s)

Search Model	Available Variables
Strategic Brief	Brands Channels Gate Keeper(s) Global Categories Key Sponsor(s) Lead Countries Origination Date Status Team Member(s)

NSM

Search Model	Available Variables
Nutrient Analysis	Creator Date of Analysis Date of Last Update Date Received from Lab Date Sent to Lab GTIN/UPC Sample Type Source Facility Specification

Search Model	Available Variables
Nutrient Composite	Date of Composite Date of Last Update Originator Specification

PQM

Search Model	Available Variables
Action	Action Action Type Affected Items (By Rev) Affected Items (Rev. Indep.) Associated Project Company Customer Facility Last Edit Origination Date Originator Product Lines Related Actions Related Audits Related Issues Status Workflow

Search Model**Audit****Available Variables**

Actual Audit Date
Affected Items (By Rev)
Affected Items (Rev. Indep.)
Audit Result
Audit Type
Company
Customer
Facility
Last Edit
Origination Date
Originator
Planned Audit Date
Product Lines
Related Actions
Related Issues
Status
Workflow

Search Model**Issue****Available Variables**

Affected Items (By Rev)
Affected Items (Rev. Indep.)
Company
Customer
Expected Resolution Date
Facility
Issue Type
Last Edit
Occurence Date
Origination Date
Originator
Product Lines
Related Actions
Related Audits
Resolution
Severity
Status
Workflow

PQS

Search Model	Available Variables
Lot Sample	Date Created Date Received GTIN/UPC/EAN Internal Alias Location Receiving Facility Sample Production Date Scheduled Evaluation Date Source Facility Source Facility (country) Spec Name Spec #

Search Model	Available Variables
Scorecard	Date of Scoring Originator Sample Details Sample # Scored By Spec Name

Search Model	Available Variables
Session	Evaluation Date Location Sample Details Session Leader Users

SCRM

Search Model	Available Variables
Company	Alt. Supply Capability City Name Country Postal Code Sourcing (select spec) Sourcing (spec number)

Search Model	Available Variables
Facility	City Name Company Company Name Country Postal Code SAC Supplier Item # Sourcing (select spec) Sourcing (spec number)

Search Model	Available Variables
Non Spec Sourcing Approval	Class Company QA Assigned SC Assigned Sourcing Facility Sourcing Type Status

Search Model	Available Variables
Spec-Related Sourcing Approval	Class Company Protocol QA Assigned Receiving Facility SC Assigned Sourcing Facility Sourcing Type Specification Specification Taxonomy Status

Search Model **Available Variables**

Company/Facility SDM

Company
Document Type
Due/Renewal Date
Effective Date
Expiration Date
Facility
Originator
Status

Search Model **Available Variables**Non-Spec Sourcing Approval
SDM

Company
Document Type
Due/Renewal Date
Effective Date
Expiration Date
Facility
Originator
Status

Search Model **Available Variables**

Spec Sourcing Approval SDM

Company
Document Type
Due/Renewal Date
Effective Date
Expiration Date
Facility
Originator
Sourcing (select spec)
Sourcing (spec number)
Sourcing (taxonomy)
Status

UGM

Search Model	Available Variables
Group	Last Updated

Search Model	Available Variables
User	Country
	Facility
	Last Updated
	User Name

Models Index

This section details the fields that can be displayed in the search results grid used for ready reports.

ADMN

Custom Section

View: ExtendedSectionAttributeTemplateView

Model: ExtendedAttributeSectionTemplate

Data Field	Data Field Caption	Notes
ColumnName	IblColumnName	
CreatedDate	IblCreated	
ExtendedAttributeStatus	IblStatus	
ExtendedAttributeTemplateName	IblSectionName	
ID	IblSectionID	
LastEditDate	IblLastEdited	
RowName	IblRowName	
SecurityClassDisplay	IblSecurityClassification	

Extended Attribute

View: ExtendedAttributeView

Model: ExtendedAttributeType

Data Field	Data Field Caption	Notes
ExtAttrTypeDisplayValue	IblType	
ExtendedAttributeGroup	IblGroup	
ExtendedAttributeID	IblExtendedAttributeTypeID	
ExtendedAttributeName	IblExtendedAttributeName	
ExtendedAttributeStatus	IblStatus	

Component Catalog

Component Catalog Term

View: FICTermView

Model: FICTerm

Data Field	Data Field Caption	Notes
CreateByUserName	IblCreatedBy	
CreatedBy	IblCreatedBy	
FICAliasTerm	IblTermOrAlias	
FICTermNumber	IblTermNumber	
FICTermID	IblTermID	

DRL**DRL Document****View:** DocumentSearchView**Model:** VisibilityConstrainedDrlDocument

Data Field	Data Field Caption	Notes
AttachmentTitle	IblAttachmentTitle	
BusinessUnit	IblBusinessUnit	
ClassificationDisplay	IblExactMatchClassification	
DocumentDate	IblDocumentDate	
DocumentNumber	IblDocumentID	
DocumentNumberIssue	IblDocumentNumber	
EffectiveDate	IblEffectiveDate	
ExpirationDate	IblExpirationDate	
Originator	IblOriginator	
StatusName	IblStatus	
Title	IblDocumentTitle	
VisibilityDisplay	IblExactMatchVisibility	

EQ**Material EQ Request****View:** EQMaterialRequestView**Model:** INGEQRequest

Data Field	Data Field Caption	Notes
AddlAdminGroupsDisplay	IblAddlAdminGroups	dataTransformer="Singleton:Oracle.PLM4P.ReadyReports.Lib.Transformers.CurrentWorkflowGroupDataColumnTransformerFactory,ReadyReportsLib"
AddlAdminUsersDisplay	IblAddlAdminGroups	dataTransformer="Singleton:Xeno.Prodika.EQTService.DataTransformers.UserNameDataColumnTransformerFactory,FICService"
eQlImportedIntoGSMDisplay	IblEQImportedIntoGSM	
ImportMaterialSpec	IblImportSpec	dataTransformer="Singleton:Oracle.PLM4P.ReadyReports.Lib.DataColumnTransformers.SpecNameDataColumnTransformerFactory,ReadyReportsLib"
IsSupplierInitiatedDisplay	IblSupplierInitiated	
PrimaryOwner	IblPrimaryOwner	dataTransformer="Singleton:Xeno.Prodika.EQTService.DataTransformers.UserNameDataColumnTransformerFactory,FICService"

Data Field	Data Field Caption	Notes
QuestionnaireApprovedUseOwner	IblPrimaryOwner	dataTransformer="Singleton:Xeno.Prodika.EQTService.DataTransformers.UserNameDataColumnTransformerFactory,FICService"
QuestionnaireCompany	IblEQCompany	
QuestionnaireDateReceived	IblEQDateRcvd	
QuestionnaireDateSent	IblEQDateSent	
QuestionnaireDueDate	IblEQDueDate	
QuestionnaireEmail	IblEQEmail	
QuestionnaireNumber	IblEQNumber	
QuestionnaireStatusDisplay	IblEQStatus	
QuestionnaireTitle	IblEQTitle	

Packaging EQ Request

View: EQPackagingRequestView

Model: PKGEQRequest

Data Field	Data Field Caption	Notes
AddlAdminGroupsDisplay	IblAddlAdminGroups	dataTransformer="Singleton:Oracle.PLM4P.ReadyReports.Lib.Transformers.CurrentWorkflowGroupDataColumnTransformerFactory,ReadyReportsLib"
AddlAdminUsersDisplay	IblAddlAdminGroups	dataTransformer="Singleton:Xeno.Prodika.EQTService.DataTransformers.UserNameDataColumnTransformerFactory,FICService"
eQImportedIntoGSMDisplay	IblEQImportedIntoGSM	
ImportPackagingSpec	IblImportSpec	dataTransformer="Singleton:Oracle.PLM4P.ReadyReports.Lib.DataColumnTransformers.SpecNameDataColumnTransformerFactory,ReadyReportsLib"
IsSupplierInitiatedDisplay	IblSupplierInitiated	
PrimaryOwner	IblPrimaryOwner	dataTransformer="Singleton:Xeno.Prodika.EQTService.DataTransformers.UserNameDataColumnTransformerFactory,FICService"
QuestionnaireApprovedUseOwner	IblPrimaryOwner	dataTransformer="Singleton:Xeno.Prodika.EQTService.DataTransformers.UserNameDataColumnTransformerFactory,FICService"
QuestionnaireCompany	IblEQCompany	
QuestionnaireDateReceived	IblEQDateRcvd	
QuestionnaireDateSent	IblEQDateSent	
QuestionnaireDueDate	IblEQDueDate	
QuestionnaireEmail	IblEQEmail	
QuestionnaireNumber	IblEQNumber	
QuestionnaireStatusDisplay	IblEQStatus	

Data Field	Data Field Caption	Notes
QuestionnaireTitle	IblEQTitle	

Printed Packaging EQ Request

View: EQPrintedPackagingRequestView

Model: PPKGEQRequest

Data Field	Data Field Caption	Notes
AddlAdminGroupsDisplay	IblAddlAdminGroups	dataTransformer="Singleton:Oracle.PLM4P.ReadyReports.Lib.Transformers.CurrentWorkflowGroupDataColumnTransformerFactory,ReadyReportsLib"
AddlAdminUsersDisplay	IblAddlAdminGroups	dataTransformer="Singleton:Xeno.Prodika.EQTService.DataTransformers.UserNameDataColumnTransformerFactory,FICService"
eQlImportedIntoGSMDisplay	IblEQImportedIntoGSM	
ImportPrintedPackagingSpec	IblImportSpec	dataTransformer="Singleton:Oracle.PLM4P.ReadyReports.Lib.DataColumnTransformers.SpecNameDataColumnTransformerFactory,ReadyReportsLib"
IsSupplierInitiatedDisplay	IblSupplierInitiated	
PrimaryOwner	IblPrimaryOwner	dataTransformer="Singleton:Xeno.Prodika.EQTService.DataTransformers.UserNameDataColumnTransformerFactory,FICService"
QuestionnaireApprovedUseOwner	IblPrimaryOwner	dataTransformer="Singleton:Xeno.Prodika.EQTService.DataTransformers.UserNameDataColumnTransformerFactory,FICService"
QuestionnaireCompany	IblEQCompany	
QuestionnaireDateReceived	IblEQDateRcvd	
QuestionnaireDateSent	IblEQDateSent	
QuestionnaireDueDate	IblEQDueDate	
QuestionnaireEmail	IblEQEmail	
QuestionnaireNumber	IblEQNumber	
QuestionnaireStatusDisplay	IblEQStatus	
QuestionnaireTitle	IblEQTitle	

Product EQ Request**View:** EQProductRequestView**Model:** PRDEQRequest

Data Field	Data Field Caption	Notes
AddlAdminGroupsDisplay	lblAddlAdminGroups	dataTransformer="Singleton:Oracle.PLM4P.ReadyReports.Lib.Transformers.CurrentWorkflowGroupDataColumnTransformerFactory,ReadyReportsLib"
AddlAdminUsersDisplay	lblAddlAdminGroups	dataTransformer="Singleton:Xeno.Prodika.EQTService.DataTransformers.UserNameDataColumnTransformerFactory,FICService"
eQlImportedIntoGSMDisplay	lblEQImportedIntoGSM	
ImportProductSpec	lblImportSpec	dataTransformer="Singleton:Oracle.PLM4P.ReadyReports.Lib.DataColumnTransformers.SpecNameDataColumnTransformerFactory,ReadyReportsLib"
IsSupplierInitiatedDisplay	lblSupplierInitiated	
PrimaryOwner	lblPrimaryOwner	dataTransformer="Singleton:Xeno.Prodika.EQTService.DataTransformers.UserNameDataColumnTransformerFactory,FICService"
QuestionnaireApprovedUseOwner	lblPrimaryOwner	dataTransformer="Singleton:Xeno.Prodika.EQTService.DataTransformers.UserNameDataColumnTransformerFactory,FICService"
QuestionnaireCompany	lblEQCompany	
QuestionnaireDateReceived	lblEQDateRcvd	
QuestionnaireDateSent	lblEQDateSent	
QuestionnaireDueDate	lblEQDueDate	
QuestionnaireEmail	lblEQEmail	
QuestionnaireNumber	lblEQNumber	
QuestionnaireStatusDisplay	lblEQStatus	
QuestionnaireTitle	lblEQTitle	

Trade EQ Request**View:** EQTradeRequestView**Model:** TRDEQRequest

Data Field	Data Field Caption	Notes
AddlAdminGroupsDisplay	lblAddlAdminGroups	dataTransformer="Singleton:Oracle.PLM4P.ReadyReports.Lib.Transformers.CurrentWorkflowGroupDataColumnTransformerFactory,ReadyReportsLib"
AddlAdminUsersDisplay	lblAddlAdminGroups	dataTransformer="Singleton:Xeno.Prodika.EQTService.DataTransformers.UserNameDataColumnT

Data Field	Data Field Caption	Notes
		ransformerFactory,FICService"
eQlImportedIntoGSMDisplay	lblEQImportedIntoGSM	
ImportTradeSpec	lblImportSpec	dataTransformer="Singleton:Oracle.PLM4P.ReadyReports.Lib.DataColumnTransformers.SpecNameDataColumnTransformerFactory,ReadyReportsLib"
IsSupplierInitiatedDisplay	lblSupplierInitiated	
PrimaryOwner	lblPrimaryOwner	dataTransformer="Singleton:Xeno.Prodika.EQTService.DataTransformers.UserNameDataColumnTransformerFactory,FICService"
QuestionnaireApprovedUseOwner	lblPrimaryOwner	dataTransformer="Singleton:Xeno.Prodika.EQTService.DataTransformers.UserNameDataColumnTransformerFactory,FICService"
QuestionnaireCompany	lblEQCompany	
QuestionnaireDateReceived	lblEQDateRcvd	
QuestionnaireDateSent	lblEQDateSent	
QuestionnaireDueDate	lblEQDueDate	
QuestionnaireEmail	lblEQEmail	
QuestionnaireNumber	lblEQNumber	
QuestionnaireStatusDisplay	lblEQStatus	
QuestionnaireTitle	lblEQTitle	

GSM

Delivered Material Packing Specification

View: SpecSummaryView

Model: Main Delivered Material Packing

Data Field	Data Field Caption	Notes
ApprovedForUseBUDisplayName	lblBusinessUnit	dataTransformer="Singleton:Xeno.Prodika.EQTService.DataTransformers.BusinessUnitDataColumnTransformerFactory,EQTService"
AssociatedSpecAssociation	lblAssociatedSpecAssociation	
AssociatedSpecERPIDDDisplayNa me	lblAssociatedSpecERPID	
AssociatedSpecName	lblAssociatedSpecName	
AssociatedSpecNumber	lblAssociatedSpecNumber	
Attachment	lblAttachmentName	
ConceptDisplay	lblConcept	dataTransformer="Class.Xeno.Prodika.EQTService.DataTransformers.TaxonomyAliasDataColumnTransformerFactory.EQTService\$FoodserviceConcept"
CountriesWhereUsedDisplayNa me	lblCountriesWhereUsed	dataTransformer="Singleton:Xeno.Prodika.EQTService.DataTransformers.CountryDataColumnTran

Data Field	Data Field Caption	Notes
		sformerFactory,EQTService"
Created	lblCreated	
CurrentStatus	lblSpecStatus	
CurrentWorkFlowGroup	lblCurrentWorkFlowGroup	dataTransformer="Singleton:Oracle.PLM4P.ReadyReports.Lib.Transformers.CurrentWorkflowGroupDataColumnTransformerFactory,ReadyReportsLib"
CurrentWorkFlowOwner	lblCurrentWorkFlowOwner	dataTransformer="Singleton:Xeno.Prodika.EQTService.DataTransformers.UserNameDataColumnTransformerFactory,FICService"
Description	lblDescription	
Effective	lblSpecSummaryEffective	
Inactive	lblSpecSummaryInactive	
LastEdit	lblLastEdited	
Originator	lblOriginator	dataTransformer="Singleton:Xeno.Prodika.EQTService.DataTransformers.UserNameDataColumnTransformerFactory,FICService"
RichTextDockKeywords	lblRichTextDockKeywords	
ShortName	lblSpecShortName	
SpecID	SpecID	
SpecName	lblSpecName	
SpecNumber	lblSpecNumber	
SpecStatus	lblSpecSummaryStatus	
SupercedesLangAware	lblSupercedes	
Taxonomy	lblTaxonomy	
WorkflowName	lblWorkflow	

Equipment Specification

View: SpecSummaryView

Model: Main Equipment Specification

Data Field	Data Field Caption	Notes
ApprovedForUseBUDisplayName	lblBusinessUnit	dataTransformer="Singleton:Xeno.Prodika.EQTService.DataTransformers.BusinessUnitDataColumnTransformerFactory,EQTService"
AssociatedSpecAssociation	lblAssociatedSpecAssociation	
AssociatedSpecERPIDDDisplayName	lblAssociatedSpecERPID	
AssociatedSpecName	lblAssociatedSpecName	
AssociatedSpecNumber	lblAssociatedSpecNumber	
Attachment	lblAttachmentName	
ConceptDisplay	lblConcept	dataTransformer="Class.Xeno.Prodika.EQTService.DataTransformers.TaxonomyAliasDataColumnTransformerFactory,EQTService"

Data Field	Data Field Caption	Notes
		e\$FoodserviceConcept"
CountriesWhereUsedDisplayName	lblCountriesWhereUsed	dataTransformer="Singleton:Xen o.Prodika.EQTService.DataTrans formers.CountryDataColumnTran sformerFactory,EQTService"
Created	lblCreated	
ctxSysEquiv	lblContextSensitiveSysEquivCtlE quivalent	
CurrentStatus	lblSpecStatus	
CurrentWorkFlowGroup	lblCurrentWorkFlowGroup	dataTransformer="Singleton:Ora cle.PL4P.ReadyReports.Lib.Tr ansformers.CurrentWorkflowGro upDataColumnTransformerFacto ry,ReadyReportsLib"
CurrentWorkFlowOwner	lblCurrentWorkFlowOwner	dataTransformer="Singleton:Xen o.Prodika.EQTService.DataTrans formers.UserNameDataColumnT ransformerFactory,FICService"
Effective	lblSpecSummaryEffective	
ERPSysNameAndID	lblERPSysNameAndID	
Inactive	lblSpecSummaryInactive	
LastEdit	lblLastEdited	
Originator	lblOriginator	dataTransformer="Singleton:Xen o.Prodika.EQTService.DataTrans formers.UserNameDataColumnT ransformerFactory,FICService"
RichTextDocKeywords	lblRichTextDocKeywords	
ShortName	lblSpecShortName	
SpecName	lblSpecName	
SpecNumber	lblSpecNumber	
SpecStatus	lblSpecSummaryStatus	
SpecSumCatSubCatGroup	lblCatSubcatGroup	
SystemNameDisplayName	lblSystemName	
SupercedesLangAware	lblSupercedes	
SystemEquivalent	lblSysEquivCtlEquivalent	
Taxonomy	lblTaxonomy	
WorkflowName	lblWorkflow	

Formulation Specification**View:** SpecSummaryView**Model:** Formulation Specification

Data Field	Data Field Caption	Notes
ApprovedForUseBUDisplayName	lblBusinessUnit	dataTransformer="Singleton:Xeno.Prodika.EQTService.DataTransformers.BusinessUnitDataColumnTransformerFactory,EQTService"
AssociatedSpecAssociation	lblAssociatedSpecAssociation	
AssociatedSpecERPIDDDisplayName	lblAssociatedSpecERPID	
AssociatedSpecName	lblAssociatedSpecName	
AssociatedSpecNumber	lblAssociatedSpecNumber	
Attachment	lblAttachmentName	
BOMItemAnnotation	lblBOMItemAnnotation	
ConceptDisplay	lblConcept	dataTransformer="Class:Xeno.Prodika.EQTService.DataTransformers.TaxonomyAliasDataColumnTransformerFactory,EQTService\$FoodserviceConcept"
CountriesWhereUsedDisplayName	lblCountriesWhereUsed	dataTransformer="Singleton:Xeno.Prodika.EQTService.DataTransformers.CountryDataColumnTransformerFactory,EQTService"
Created	lblCreated	
ctxSysEquiv	lblContextSensitiveSysEquivCtlEquivalent	
CurrentStatus	lblSpecStatus	
CurrentWorkFlowGroup	lblCurrentWorkFlowGroup	dataTransformer="Singleton:Oracle.PL4P.ReadyReports.Lib.Transformers.CurrentWorkflowGroupDataColumnTransformerFactory,ReadyReportsLib"
CurrentWorkFlowOwner	lblCurrentWorkFlowOwner	dataTransformer="Singleton:Xeno.Prodika.EQTService.DataTransformers.UserNameDataColumnTransformerFactory,FICService"
Description	lblDescription	
Effective	lblSpecSummaryEffective	
FacilityDisplayName	lblFacility	dataTransformer="Singleton:EQTModels.BusinessUnitSecurity.BUSecuredFacilityNameDataColumnTransformerFactory,EQTModels"
Inactive	lblSpecSummaryInactive	
LastEdit	lblLastEdited	
NPDProjectName	lblNPDProjectName	

Data Field	Data Field Caption	Notes
Originator	lblOriginator	dataTransformer="Singleton:Xen o.Prodika.EQTService.DataTrans formers.UserNameDataColumnT ransformerFactory,FICService"
RichTextDocKeywords	lblRichTextDocKeywords	
ShortName	lblSpecShortName	
SpecName	lblSpecName	
SpecNumber	lblSpecNumber	
SpecStatus	lblSpecSummaryStatus	
StepInstructionsKeywords	lblStepInstructionsKeywords	
StepName	lblStepName	
SupercedesLangAware	lblSupercedes	
SystemEquivalent	lblSysEquivCtlEquivalent	
SystemNameDisplayName	lblSystemName	
Taxonomy	lblTaxonomy	
WorkflowName	lblWorkflow	

Global Succession Request

View: SuccessionRequestView

Model: GSM Succession Request

Data Field	Data Field Caption	Notes
CreatedDate	lblCreatedDate	
Creator	lblCreatedBy	
CreatorName	lblCreatedBy	
NewSpecificationName	lblNewSpecName	
NewSpecificationNumber	lblNewSpecNumber	
RequestNumber	lblSuccessionRequestNumber	
SpecToSupersedeSpecName	lblSupersedeSpecName	
SpecToSupersedeSpecNumber	lblSupersedeSpecNumber	

GSM Activity

View: SpecSummaryView

Model: Spec Activity Specification

Data Field	Data Field Caption	Notes
ActivityPrimarySpecName	lblActivityPrimarySpecName	
ActivityPrimarySpecNumber	lblActivityPrimarySpecNumber	
ActivityRelatedSpecName	lblActivityRelatedSpecName	
ActivityRelatedSpecNumber	lblActivityRelatedSpecNumber	
ActivityWorkflowName	lblActivityType	
CurrentStatus	lblSpecStatus	
CurrentWorkFlowGroup	lblCurrentWorkFlowGroup	dataTransformer="Singleton:Ora cle.PL4P.ReadyReports.Lib.Tr ansformers.CurrentWorkflowGro upDataColumnTransformerFacto ry,ReadyReportsLib"

Data Field	Data Field Caption	Notes
CurrentWorkflowOwner	IblCurrentWorkflowOwner	dataTransformer="Singleton:Xeno.Prodika.EQTService.DataTransformers.UserNameDataColumnTransformerFactory,FICService"
Effective	IblSpecSummaryEffective	
Inactive	IblSpecSummaryInactive	
LastEdit	IblLastEdited	
Originator	IblOriginator	dataTransformer="Singleton:Xeno.Prodika.EQTService.DataTransformers.UserNameDataColumnTransformerFactory,FICService"
RichTextDocKeywords	IblRichTextDocKeywords	
SpecialNotes	IblActivitySpecialNotes	
SpecName	IblActivityTitle	
SpecNumber	IblActivityNumber	
SpecStatus	IblSpecSummaryStatus	
SystemEquivalent	IblActivityPrimaryEquivalent	
WorkflowName	IblWorkflow	

Labeling Specification

View: SpecSummaryView

Model: Main Labeling Specification

Data Field	Data Field Caption	Notes
ApprovedForUseBUDisplayName	IblBusinessUnit	dataTransformer="Singleton:Xeno.Prodika.EQTService.DataTransformers.BusinessUnitDataColumnTransformerFactory,EQTService"
AssociatedSpecAssociation	IblAssociatedSpecAssociation	
AssociatedSpecERPIDDDisplayName	IblAssociatedSpecERPID	
AssociatedSpecName	IblAssociatedSpecName	
AssociatedSpecNumber	IblAssociatedSpecNumber	
Attachment	IblAttachmentName	
ConceptDisplay	IblConcept	dataTransformer="Class:Xeno.Prodika.EQTService.DataTransformers.TaxonomyAliasDataColumnTransformerFactory,EQTService\$FoodserviceConcept"
CountriesWhereUsedDisplayName	IblCountriesWhereUsed	dataTransformer="Singleton:Xeno.Prodika.EQTService.DataTransformers.CountryDataColumnTransformerFactory,EQTService"
Created	IblCreated	
CurrentStatus	IblSpecStatus	

Data Field	Data Field Caption	Notes
CurrentWorkflowGroup	IblCurrentWorkflowGroup	dataTransformer="Singleton:Oracle.PLM4P.ReadyReports.Lib.Transformers.CurrentWorkflowGroupDataColumnTransformerFactory,ReadyReportsLib"
CurrentWorkflowOwner	IblCurrentWorkflowOwner	dataTransformer="Singleton:Xeno.Prodika.EQTService.DataTransformers.UserNameDataColumnTransformerFactory,FICService"
Description	IblDescription	
Effective	IblSpecSummaryEffective	
Inactive	IblSpecSummaryInactive	
LastEdit	IblLastEdited	
Originator	IblOriginator	dataTransformer="Singleton:Xeno.Prodika.EQTService.DataTransformers.UserNameDataColumnTransformerFactory,FICService"
RichTextDocKeywords	IblRichTextDocKeywords	
ShortName	IblSpecShortName	
SpecName	IblSpecName	
SpecNumber	IblSpecNumber	
SystemNameDisplayName	IblSystemName	
SupercedesLangAware	IblSupercedes	
Taxonomy	IblTaxonomy	
WorkflowName	IblWorkflow	

LIO Profile

View: SpecSummaryView

Model: LIO Profile

Data Field	Data Field Caption	Notes
AssociatedFormulationEquiv	IblAssocFormulationEquivalent	
AssociatedFormulationName	IblAssocFormulationName	
AssociatedFormulationNumber	IblAssocFormulationNum	
AssociatedNPName	IblAssocNPName	
AssociatedNPNumber	IblAssocNPNum	
AssociatedOutputEquiv	IblAssocOutputEquivalent	
AssociatedOutputName	IblAssocOutputName	
AssociatedOutputNumber	IblAssocOutputNum	
Description	IblDescription	
LastSavedDate	IblLastEdited	
LIONumber	IblProfileNumber	
LIOProfileCreatedDate	IblCreated	
Originator	IblOriginator	dataTransformer="Singleton:Xeno.Prodika.EQTService.DataTransformers.UserNameDataColumnTransformerFactory,FICService"
ProfileName	IblProfileName	

Data Field	Data Field Caption	Notes
StatusName	lblStatus	

Master Specification

View: SpecSummaryView

Model: Main Master Specification

Data Field	Data Field Caption	Notes
ApprovedForUseBUDisplayName	lblBusinessUnit	dataTransformer="Singleton:Xeno.Prodika.EQTService.DataTransformers.BusinessUnitDataColumnTransformerFactory,EQTService"
AssociatedSpecAssociation	lblAssociatedSpecAssociation	
AssociatedSpecERPIDDDisplayName	lblAssociatedSpecERPID	
AssociatedSpecName	lblAssociatedSpecName	
AssociatedSpecNumber	lblAssociatedSpecNumber	
Attachment	lblAttachmentName	
ConceptDisplay	lblConcept	dataTransformer="Class:Xeno.Prodika.EQTService.DataTransformers.TaxonomyAliasDataColumnTransformerFactory,EQTService\$FoodserviceConcept"
CountriesWhereUsedDisplayName	lblCountriesWhereUsed	dataTransformer="Singleton:Xeno.Prodika.EQTService.DataTransformers.CountryDataColumnTransformerFactory,EQTService"
Created	lblCreated	
CurrentStatus	lblSpecStatus	
CurrentWorkFlowGroup	lblCurrentWorkFlowGroup	dataTransformer="Singleton:Oracle.PLM4P.ReadyReports.Lib.Transformers.CurrentWorkflowGroupDataColumnTransformerFactory,ReadyReportsLib"
CurrentWorkFlowOwner	lblCurrentWorkFlowOwner	dataTransformer="Singleton:Xeno.Prodika.EQTService.DataTransformers.UserNameDataColumnTransformerFactory,FICService"
Description	lblDescription	
Effective	lblSpecSummaryEffective	
Inactive	lblSpecSummaryInactive	
LastEdit	lblLastEdited	
Originator	lblOriginator	dataTransformer="Singleton:Xeno.Prodika.EQTService.DataTransformers.UserNameDataColumnTransformerFactory,FICService"
RichTextDocKeywords	lblRichTextDocKeywords	
ShortName	lblSpecShortName	
SpecName	lblSpecName	
SpecNumber	lblSpecNumber	

Data Field	Data Field Caption	Notes
SpecStatus	lblSpecSummaryStatus	
SupercedesLangAware	lblSupercedes	
Taxonomy	lblTaxonomy	
WorkflowName	lblWorkflow	

Material Specification

View: SpecSummaryView

Model: Main Material Specification

Data Field	Data Field Caption	Notes
AdditivesContainedDisplay	lblCtlComplianceAdditives	dataTransformer="Class:Oracle.PLM4P.ReadyReports.Lib.DataC olumnTransformers.LookupData ColumnTransformerFactory,Rea dyReportsLib\$Additives"
AdditivesNotContDisplay	lblComplianceAdditivesNotContai ned	dataTransformer="Class:Oracle.PLM4P.ReadyReports.Lib.DataC olumnTransformers.LookupData ColumnTransformerFactory,Rea dyReportsLib\$Additives"
AdditivesMayContDisplay	lblComplianceAdditivesMayCont ain	dataTransformer="Class:Oracle.PLM4P.ReadyReports.Lib.DataC olumnTransformers.LookupData ColumnTransformerFactory,Rea dyReportsLib\$Additives"
AllergensContainedDisplay	lblCtlComplianceAllergens	dataTransformer="Class:Oracle.PLM4P.ReadyReports.Lib.DataC olumnTransformers.LookupData ColumnTransformerFactory,Rea dyReportsLib\$Allergens"
AllergensNotContDisplay	lblComplianceAllergensNotConta ined	dataTransformer="Class:Oracle.PLM4P.ReadyReports.Lib.DataC olumnTransformers.LookupData ColumnTransformerFactory,Rea dyReportsLib\$Allergens"
AllergensMayContDisplay	lblComplianceAllergensMayCont ain	dataTransformer="Class:Oracle.PLM4P.ReadyReports.Lib.DataC olumnTransformers.LookupData ColumnTransformerFactory,Rea dyReportsLib\$Allergens"
ApprovedForUseBUDisplayName	lblBusinessUnit	dataTransformer="Singleton:Xen o.Prodika.EQTService.DataTrans formers.BusinessUnitDataColum nTransformerFactory,EQTService"
AssociatedSpecAssociation	lblAssociatedSpecAssociation	
AssociatedSpecERPIDDDisplayNa me	lblAssociatedSpecERPID	
AssociatedSpecName	lblAssociatedSpecName	
AssociatedSpecNumber	lblAssociatedSpecNumber	
Attachment	lblAttachmentName	

Data Field	Data Field Caption	Notes
ClassificationDisplayName	lblClassification	
CombinedIngredientStatement	lblIngredientStateCtlCombinedState	
CompliesWithDisplay	lblCtlComplianceCompliesWith	dataTransformer="Class:Oracle.PLM4P.ReadyReports.Lib.DataColumnTransformers.LookupDataColumnTransformerFactory,ReadyReportsLib\$CompliesWith"
ConceptDisplay	lblConcept	dataTransformer="Class:Xeno.Prodika.EQTService.DataTransformers.TaxonomyAliasDataColumnTransformerFactory,EQTService\$FoodserviceConcept"
CountriesWhereUsedDisplayName	lblCountriesWhereUsed	dataTransformer="Singleton:Xeno.Prodika.EQTService.DataTransformers.CountryDataColumnTransformerFactory,EQTService"
CountryOfOriginDisplay	lblCountryOfOrigin	
Created	lblCreated	
ctxSysEquiv	lblContextSensitiveSysEquivCtlEquivalent	
CurrentStatus	lblSpecStatus	
CurrentWorkflowGroup	lblCurrentWorkFlowGroup	dataTransformer="Singleton:Oracle.PLM4P.ReadyReports.Lib.Transformers.CurrentWorkflowGroupDataColumnTransformerFactory,ReadyReportsLib"
CurrentWorkflowOwner	lblCurrentWorkFlowOwner	dataTransformer="Singleton:Xeno.Prodika.EQTService.DataTransformers.UserNameDataColumnTransformerFactory,FICService"
Description	lblDescription	
Effective	lblSpecSummaryEffective	
Inactive	lblSpecSummaryInactive	
IngredientOutputType	lblIngredientOutputType	
IngredientStatement	lblIngredientStatement	
IntolerancesContainedDisplay	lblCtlComplianceIntolerances	dataTransformer="Class:Oracle.PLM4P.ReadyReports.Lib.DataColumnTransformers.LookupDataColumnTransformerFactory,ReadyReportsLib\$Intolerances"
IntolerancesNotContDisplay	lblComplianceIntolerancesNotContained	dataTransformer="Class:Oracle.PLM4P.ReadyReports.Lib.DataColumnTransformers.LookupDataColumnTransformerFactory,ReadyReportsLib\$Intolerances"
IntolerancesMayContDisplay	lblComplianceIntolerancesMayContain	dataTransformer="Class:Oracle.PLM4P.ReadyReports.Lib.DataColumnTransformers.LookupDataColumnTransformerFactory,ReadyReportsLib\$Intolerances"
LastEdit	lblLastEdited	

Data Field	Data Field Caption	Notes
MaterialTypeDisplayName	IblMaterialType	
Originator	IblOriginator	dataTransformer="Singleton:Xeno.Prodika.EQTService.DataTransformers.UserNameDataColumnTransformerFactory,FICService"
ParentFormulationSpecERPID	IblParentFormulationSpecERPID	
ParentFormulationSpecName	IblParentFormulationSpecName	
ParentFormulationSpecNum	IblParentFormulationSpecNum	
RichTextDocKeywords	IblRichTextDocKeywords	
ShortName	IblSpecShortName	
SourcingFacilityDisplayName	IblSourceFacility	dataTransformer="Singleton:EQTModels.BusinessUnitSecurity.BUSecuredFacilityNameDataColumnTransformerFactory,EQTModels"
SourcingNumberSpec	IblSourcingNumber	
SpecName	IblSpecName	
SpecNumber	IblSpecNumber	
SpecStatus	IblSpecSummaryStatus	
SpecSumCatSubCatGroup	IblCatSubcatGroup	
SupercedesLangAware	IblSupercedes	
SupplierPartNumberDisplayName	IblSupplierItemNumber	
SystemNameDisplayName	IblSystemName	
TradeSpecERPID	IblTradeSpecERPID	
TradeSpecName	IblTradeSpecName	
TradeSpecNum	IblTradeSpecNum	
VendorHasApprovedDisplayName	IblVendorHasApproved	dataTransformer="Singleton:Oracle.PLM4P.ReadyReports.Lib.Transformers.VendorHasApprovedDataColumnTransformerFactory,ReadyReportsLib"
WorkflowName	IblWorkflow	

Menu Item Specification

View: SpecSummaryView

Model: Main Menu Item Specification

Data Field	Data Field Caption	Notes
ActualClaimsDisplayName	IblActualLabelClaims	
AdditivesContainedDisplay	IblctComplianceAdditives	dataTransformer="Class:Oracle.PLM4P.ReadyReports.Lib.DataColumnTransformers.LookupDataColumnTransformerFactory,ReadyReportsLib\$Additives"

Data Field	Data Field Caption	Notes
AdditivesNotContDisplay	lblComplianceAdditivesNotContained	dataTransformer="Class:Oracle.PLM4P.ReadyReports.Lib.DataColumnTransformers.LookupDataColumnTransformerFactory,ReadyReportsLib\$Additives"
AdditivesMayContDisplay	lblComplianceAdditivesMayContain	dataTransformer="Class:Oracle.PLM4P.ReadyReports.Lib.DataColumnTransformers.LookupDataColumnTransformerFactory,ReadyReportsLib\$Additives"
AllergensContainedDisplay	lblCltComplianceAllergens	dataTransformer="Class:Oracle.PLM4P.ReadyReports.Lib.DataColumnTransformers.LookupDataColumnTransformerFactory,ReadyReportsLib\$Allergens"
AllergensNotContDisplay	lblComplianceAllergensNotContained	dataTransformer="Class:Oracle.PLM4P.ReadyReports.Lib.DataColumnTransformers.LookupDataColumnTransformerFactory,ReadyReportsLib\$Allergens"
AllergensMayContDisplay	lblComplianceAllergensMayContain	dataTransformer="Class:Oracle.PLM4P.ReadyReports.Lib.DataColumnTransformers.LookupDataColumnTransformerFactory,ReadyReportsLib\$Allergens"
ApprovedForUseBUDisplayName	lblBusinessUnit	dataTransformer="Singleton:Xeno.Prodika.EQTService.DataTransformers.BusinessUnitDataColumnTransformerFactory,EQTService"
AssociatedSpecAssociation	lblAssociatedSpecAssociation	
AssociatedSpecERPIDDisplayName	lblAssociatedSpecERPID	
AssociatedSpecName	lblAssociatedSpecName	
AssociatedSpecNumber	lblAssociatedSpecNumber	
Attachment	lblAttachmentName	
ConceptDisplay	lblConcept	dataTransformer="Class:Xeno.Prodika.EQTService.DataTransformers.TaxonomyAliasDataColumnTransformerFactory,EQTService\$FoodserviceConcept"
Created	lblCreated	
ctxSysEquiv	lblContextSensitiveSysEquivCtlEquivalent	
CurrentStatus	lblSpecStatus	
CurrentWorkflowGroup	lblCurrentWorkFlowGroup	dataTransformer="Singleton:Oracle.PLM4P.ReadyReports.Lib.Transformers.CurrentWorkflowGroupDataColumnTransformerFactory,ReadyReportsLib"

Data Field	Data Field Caption	Notes
CurrentWorkflowOwner	IblCurrentWorkFlowOwner	dataTransformer="Singleton:Xeno.Prodika.EQTService.DataTransformers.UserNameDataColumnTransformerFactory,FICService"
Effective	IblSpecSummaryEffective	
Inactive	IblSpecSummaryInactive	
IngredientStatement	IblNutrientProfileIngredientStatement	
IntolerancesContainedDisplay	IblCtlComplianceIntolerances	dataTransformer="Class:Oracle.PLM4P.ReadyReports.Lib.DataColumnTransformers.LookupDataColumnTransformerFactory,ReadyReportsLib\$Intolerances"
IntolerancesNotContDisplay	IblComplianceIntolerancesNotContained	dataTransformer="Class:Oracle.PLM4P.ReadyReports.Lib.DataColumnTransformers.LookupDataColumnTransformerFactory,ReadyReportsLib\$Intolerances"
IntolerancesMayContDisplay	IblComplianceIntolerancesMayContain	dataTransformer="Class:Oracle.PLM4P.ReadyReports.Lib.DataColumnTransformers.LookupDataColumnTransformerFactory,ReadyReportsLib\$Intolerances"
LastEdit	IblLastEdited	
MenuItemClassName	IblMenuItemClass	
MenuItemStandardDisplay	IblStandard	
Originator	IblOriginator	dataTransformer="Singleton:Xeno.Prodika.EQTService.DataTransformers.UserNameDataColumnTransformerFactory,FICService"
PotentialClaimsDisplayName	IblPotentialLabelClaims	
RichTextDocKeywords	IblRichTextDocKeywords	
ShortName	IblSpecShortName	
CompliesWithDisplay	IblCtlComplianceCompliesWith	dataTransformer="Class:Oracle.PLM4P.ReadyReports.Lib.DataColumnTransformers.LookupDataColumnTransformerFactory,ReadyReportsLib\$CompliesWith"
SpecName	IblSpecName	
SpecNumber	IblSpecNumber	
SpecStatus	IblSpecSummaryStatus	
SpecSumCatSubCatGroup	IblCatSubcatGroup	
SpecWorkflowName	IblName	
StandardDisplay	IblStandard	dataTransformer="Class:Oracle.PLM4P.ReadyReports.Lib.DataColumnTransformers.LookupDataColumnTransformerFactory,ReadyReportsLib\$FoodServiceStandards"
SupercedesLangAware	IblSupercedes	
SystemEquivalent	IblSysEquivCtlEquivalent	

Data Field	Data Field Caption	Notes
SystemNameDisplayName	lblSystemName	
Taxonomy	lblTaxonomy	
WorkflowName	lblWorkflow	

Nutrient Profile

View: SpecSummaryView

Model: Main Nutrient Profile

Data Field	Data Field Caption	Notes
ApprovedForUseBUDisplayName	lblBusinessUnit	dataTransformer="Singleton:Xeno.Prodika.EQTService.DataTransformers.BusinessUnitDataColumnTransformerFactory,EQTService"
AssociatedSpecAssociation	lblAssociatedSpecAssociation	
AssociatedSpecERPIDDDisplayName	lblAssociatedSpecERPID	
AssociatedSpecName	lblAssociatedSpecName	
AssociatedSpecNumber	lblAssociatedSpecNumber	
Calories	lblCaloriesPerHundredGram	
CaloriesPerServing	lblCaloriesPerServing	
Carbohydrates	lblCarbsPerHundredGram	
CarbsPerServing	lblCarbsPerServing	
Cholesterol	lblCholesterolPerHundredGram	
CholesterolPerServing	lblCholesterolPerServing	
ConceptDisplay	lblConcept	dataTransformer="Class:Xeno.Prodika.EQTService.DataTransformers.TaxonomyAliasDataColumnTransformerFactory,EQTService\$FoodserviceConcept"
Created	lblCreated	
CurrentStatus	lblSpecStatus	
CurrentWorkflowGroup	lblCurrentWorkFlowGroup	dataTransformer="Singleton:Oracle.PLM4P.ReadyReports.Lib.Transformers.CurrentWorkflowGroupDataColumnTransformerFactory,ReadyReportsLib"
CurrentWorkflowOwner	lblCurrentWorkFlowOwner	dataTransformer="Singleton:Xeno.Prodika.EQTService.DataTransformers.UserNameDataColumnTransformerFactory,FICService"
Effective	lblSpecSummaryEffective	
IngredientStatement	lblIngredientStatement	
LastEdit	lblLastEdited	
Originator	lblOriginator	dataTransformer="Singleton:Xeno.Prodika.EQTService.DataTransformers.UserNameDataColumnTransformerFactory,FICService"
Owner	lblOwner	

Data Field	Data Field Caption	Notes
ParentSpecName	lblParentSpecName	
ParentSpecNum	lblParentSpecNum	
Protein	lblProteinPerHundredGram	
ProteinPerServing	lblProteinPerServing	
RichTextDocKeywords	lblRichTextDocKeywords	
ShortName	lblSpecShortName	
Sodium	lblSodiumPerHundredGram	
SodiumPerServing	lblSodiumPerServing	
SpecName	lblSpecName	
SpecNumber	lblSpecNumber	
SpecStatus	lblSpecSummaryStatus	
SupercedesLangAware	lblSupercedes	
Taxonomy	lblTaxonomy	
Total Fat	lblTotalFatPerHundredGram	
TotalFatPerServing	lblTotalFatPerServing	
TotalSugar	lblTotalSugarPerHundredGram	
TotalSugarPerServing	lblTotalSugarPerServing	
WorkflowName	lblWorkflow	

Packaging Specification

View: SpecSummaryView

Model: Main Packaging Specification

Data Field	Data Field Caption	Notes
ApprovedForUseBUDisplayName	lblBusinessUnit	dataTransformer="Singleton:Xeno.Prodika.EQTService.DataTransformers.BusinessUnitDataColumnTransformerFactory,EQTService"
AssociatedSpecAssociation	lblAssociatedSpecAssociation	
AssociatedSpecERPIDDDisplayName	lblAssociatedSpecERPID	
AssociatedSpecName	lblAssociatedSpecName	
AssociatedSpecNumber	lblAssociatedSpecNumber	
Attachment	lblAttachmentName	
ConceptDisplay	lblConcept	dataTransformer="Class:Xeno.Prodika.EQTService.DataTransformers.TaxonomyAliasDataColumnTransformerFactory,EQTService\$FoodserviceConcept"
CountriesWhereUsedDisplayName	lblCountriesWhereUsed	dataTransformer="Singleton:Xeno.Prodika.EQTService.DataTransformers.CountryDataColumnTransformerFactory,EQTService"
Created	lblCreated	
ctxSysEquiv	lblContextSensitiveSysEquivCtIEquivalent	
CurrentStatus	lblSpecStatus	

Data Field	Data Field Caption	Notes
CurrentWorkflowGroup	lblCurrentWorkFlowGroup	dataTransformer="Singleton:Oracle.PLM4P.ReadyReports.Lib.Transformers.CurrentWorkflowGroupDataColumnTransformerFactory,ReadyReportsLib"
CurrentWorkflowOwner	lblCurrentWorkFlowOwner	dataTransformer="Singleton:Xeno.Prodika.EQTService.DataTransformers.UserNameDataColumnTransformerFactory,FICService"
Description	lblDescription	
Effective	lblSpecSummaryEffective	
Inactive	lblSpecSummaryInactive	
ItemType	lblItemType	
LastEdit	lblLastEdited	
Originator	lblOriginator	dataTransformer="Singleton:Xeno.Prodika.EQTService.DataTransformers.UserNameDataColumnTransformerFactory,FICService"
RichTextDocKeywords	lblRichTextDocKeywords	
ShortName	lblSpecShortName	
SourcingFacilityDisplayName	lblSourceFacility	dataTransformer="Singleton:EQTModels.BusinessUnitSecurity.BUSecuredFacilityNameDataColumnTransformerFactory,EQTModels"
SourcingNumberSpec	lblSourcingNumber	
SpecName	lblSpecName	
SpecNumber	lblSpecNumber	
SpecStatus	lblSpecSummaryStatus	
SpecSumCatSubCatGroup	lblCatSubcatGroup	
SupercedesLangAware	lblSupercedes	
SupplierPartNumberDisplayName	lblSupplierItemNumber	
SystemEquivalent	lblSysEquivCtlEquivalent	
SystemNameDisplayName	lblSystemName	
Taxonomy	lblTaxonomy	
VendorHasApprovedDisplayName	lblVendorHasApproved	dataTransformer="Singleton:Oracle.PLM4P.ReadyReports.Lib.Transformers.VendorHasApprovedDataColumnTransformerFactory,ReadyReportsLib"
WorkflowName	lblWorkflow	

Packing Config Specification**View:** SpecSummaryView**Model:** Main Packing Configuration Specification

Data Field	Data Field Caption	Notes
ApprovedForUseBUDisplayName	lblBusinessUnit	dataTransformer="Singleton:Xeno.Prodika.EQTService.DataTransformers.BusinessUnitDataColumnTransformerFactory,EQTService"
AssociatedSpecAssociation	lblAssociatedSpecAssociation	
AssociatedSpecERPIDDDisplayName	lblAssociatedSpecERPID	
AssociatedSpecName	lblAssociatedSpecName	
AssociatedSpecNumber	lblAssociatedSpecNumber	
Attachment	lblAttachmentName	
ConceptDisplay	lblConcept	dataTransformer="Class:Xeno.Prodika.EQTService.DataTransformers.TaxonomyAliasDataColumnTransformerFactory,EQTService\$FoodserviceConcept"
CountriesWhereUsedDisplayName	lblCountriesWhereUsed	dataTransformer="Singleton:Xeno.Prodika.EQTService.DataTransformers.CountryDataColumnTransformerFactory,EQTService"
Created	lblCreated	
ctxSysEquiv	lblContextSensitiveSysEquivCtIEquivalent	
CurrentStatus	lblSpecStatus	
CurrentWorkflowGroup	lblCurrentWorkFlowGroup	dataTransformer="Singleton:Oracle.PLM4P.ReadyReports.Lib.Transformers.CurrentWorkflowGroupDataColumnTransformerFactory,ReadyReportsLib"
CurrentWorkflowOwner	lblCurrentWorkFlowOwner	dataTransformer="Singleton:Xeno.Prodika.EQTService.DataTransformers.UserNameDataColumnTransformerFactory,FICService"
Description	lblDescription	
Effective	lblSpecSummaryEffective	
Inactive	lblSpecSummaryInactive	
LastEdit	lblLastEdited	
Originator	lblOriginator	dataTransformer="Singleton:Xeno.Prodika.EQTService.DataTransformers.UserNameDataColumnTransformerFactory,FICService"
RichTextDocKeywords	lblRichTextDocKeywords	
ShortName	lblSpecShortName	
SpecName	lblSpecName	
SpecNumber	lblSpecNumber	
SpecStatus	lblSpecSummaryStatus	

Data Field	Data Field Caption	Notes
SupercedesLangAware	IblSupercedes	
SystemEquivalent	IblSysEquivCtlEquivalent	
SystemNameDisplayName	IblSystemName	
Taxonomy	IblTaxonomy	
WorkflowName	IblWorkflow	

Printed Packaging Specification

View: SpecSummaryView

Model: Main Printed Packaging Specification

Data Field	Data Field Caption	Notes
ApprovedForUseBUDisplayName	IblBusinessUnit	dataTransformer="Singleton:Xeno.Prodika.EQTService.DataTransformers.BusinessUnitDataColumnTransformerFactory,EQTService"
AssociatedSpecAssociation	IblAssociatedSpecAssociation	
AssociatedSpecERPIDDDisplayName	IblAssociatedSpecERPID	
AssociatedSpecName	IblAssociatedSpecName	
AssociatedSpecNumber	IblAssociatedSpecNumber	
Attachment	IblAttachmentName	
ConceptDisplay	IblConcept	dataTransformer="Class:Xeno.Prodika.EQTService.DataTransformers.TaxonomyAliasDataColumnTransformerFactory,EQTService\$FoodserviceConcept"
CountriesWhereUsedDisplayName	IblCountriesWhereUsed	dataTransformer="Singleton:Xeno.Prodika.EQTService.DataTransformers.CountryDataColumnTransformerFactory,EQTService"
Created	IblCreated	
ctxSysEquiv	IblContextSensitiveSysEquivCtlEquivalent	
CurrentStatus	IblSpecStatus	
CurrentWorkflowGroup	IblCurrentWorkFlowGroup	dataTransformer="Singleton:Oracle.PLM4P.ReadyReports.Lib.Transformers.CurrentWorkflowGroupDataColumnTransformerFactory,ReadyReportsLib"
CurrentWorkflowOwner	IblCurrentWorkFlowOwner	dataTransformer="Singleton:Xeno.Prodika.EQTService.DataTransformers.UserNameDataColumnTransformerFactory,FICService"
Effective	IblSpecSummaryEffective	
Inactive	IblSpecSummaryInactive	
LastEdit	IblLastEdited	
Originator	IblOriginator	dataTransformer="Singleton:Xeno.Prodika.EQTService.DataTransformers.UserNameDataColumnT

Data Field	Data Field Caption	Notes
		ransformerFactory,FICService"
RichTextDocKeywords	lblRichTextDocKeywords	
ShortName	lblSpecShortName	
SourcingFacilityDisplayName	lblSourceFacility	dataTransformer="Singleton:EQT Models.BusinessUnitSecurity.BU SecuredFacilityNameDataColumnTransformerFactory,EQTModels"
SourcingNumberSpec	lblSourcingNumber	
SpecName	lblSpecName	
SpecNumber	lblSpecNumber	
SpecStatus	lblSpecSummaryStatus	
SpecSumCatSubCatGroup	lblCatSubcatGroup	
SupercedesLangAware	lblSupercedes	
SupplierPartNumberDisplayNam e	lblSupplierPartNumber	
SystemEquivalent	lblSysEquivCtlEquivalent	
SystemNameDisplayName	lblSystemName	
Taxonomy	lblTaxonomy	
VendorHasApprovedDisplayNam e	lblVendorHasApproved	dataTransformer="Singleton:Oracle.PLM4P.ReadyReports.Lib.Transformers.VendorHasApproved DataColumnTransformerFactory, ReadyReportsLib"
WorkflowName	lblWorkflow	

Product Specification

View: SpecSummaryView

Model: Main Product Specification

Data Field	Data Field Caption	Notes
AdditivesContainedDisplay	lblCtlComplianceAdditives	dataTransformer="Class:Oracle.PLM4P.ReadyReports.Lib.DataColumnTransformers.LookupDataColumnTransformerFactory,ReadyReportsLib\$Additives"
AdditivesNotContDisplay	lblComplianceAdditivesNotContained	dataTransformer="Class:Oracle.PLM4P.ReadyReports.Lib.DataColumnTransformers.LookupDataColumnTransformerFactory,ReadyReportsLib\$Additives"
AdditivesMayContDisplay	lblComplianceAdditivesMayContain	dataTransformer="Class:Oracle.PLM4P.ReadyReports.Lib.DataColumnTransformers.LookupDataColumnTransformerFactory,ReadyReportsLib\$Additives"
AllergensContainedDisplay	lblCtlComplianceAllergens	dataTransformer="Class:Oracle.PLM4P.ReadyReports.Lib.DataColumnTransformers.LookupData

Data Field	Data Field Caption	Notes
		ColumnTransformerFactory,ReadyReportsLib\$Allergens"
AllergensNotContDisplay	lblComplianceAllergensNotContained	dataTransformer="Class:Oracle.PLM4P.ReadyReports.Lib.DataColumnTransformers.LookupDataColumnTransformerFactory,ReadyReportsLib\$Allergens"
AllergensMayContDisplay	lblComplianceAllergensMayContain	dataTransformer="Class:Oracle.PLM4P.ReadyReports.Lib.DataColumnTransformers.LookupDataColumnTransformerFactory,ReadyReportsLib\$Allergens"
ApprovedForUseBUDisplayName	lblBusinessUnit	dataTransformer="Singleton:Xeno.Prodika.EQTService.DataTransformers.BusinessUnitDataColumnTransformerFactory,EQTService"
AssociatedSpecAssociation	lblAssociatedSpecAssociation	
AssociatedSpecERPIDDDisplayNa me	lblAssociatedSpecERPID	
AssociatedSpecName	lblAssociatedSpecName	
AssociatedSpecNumber	lblAssociatedSpecNumber	
Attachment	lblAttachmentName	
BusinessUnitDisplay	lblBusinessUnit	
ConceptDisplay	lblConcept	dataTransformer="Class:Xeno.Prodika.EQTService.DataTransformers.TaxonomyAliasDataColumnTransformerFactory,EQTService\$FoodserviceConcept"
Created	lblCreated	
ctxSysEquiv	lblContextSensitiveSysEquivCtIE quivalent	
CurrentStatus	lblSpecStatus	
CurrentWorkflowGroup	lblCurrentWorkFlowGroup	dataTransformer="Singleton:Oracle.PLM4P.ReadyReports.Lib.Transformers.CurrentWorkflowGroupDataColumnTransformerFactory,ReadyReportsLib"
CurrentWorkflowOwner	lblCurrentWorkFlowOwner	dataTransformer="Singleton:Xeno.Prodika.EQTService.DataTransformers.UserNameDataColumnTransformerFactory,FICService"
Effective	lblSpecSummaryEffective	
ERPSysNameAndID	lblERPSysNameAndID	
IngredientStatement	lblIngredientStatement	
IntolerancesContainedDisplay	lblctlComplianceIntolerances	dataTransformer="Class:Oracle.PLM4P.ReadyReports.Lib.DataColumnTransformers.LookupDataColumnTransformerFactory,ReadyReportsLib\$Intolerances"

Data Field	Data Field Caption	Notes
IntolerancesNotContDisplay	IblComplianceIntolerancesNotContained	dataTransformer="Class:Oracle.PLM4P.ReadyReports.Lib.DataColumnTransformers.LookupDataColumnTransformerFactory,ReadyReportsLib\$Intolerances"
IntolerancesMayContDisplay	IblComplianceIntolerancesMayContain	dataTransformer="Class:Oracle.PLM4P.ReadyReports.Lib.DataColumnTransformers.LookupDataColumnTransformerFactory,ReadyReportsLib\$Intolerances"
LastEdit	IblLastEdited	
Originator	IblOriginator	dataTransformer="Singleton:Xeno.Prodika.EQTService.DataTransformers.UserNameDataColumnTransformerFactory,FICService"
ProductClassificationName	IblClassification	
ProductStandardDisplay	IblStandard	
RichTextDocKeywords	IblRichTextDocKeywords	
ShortName	IblSpecShortName	
SourcingFacilityDisplayName	IblSourceFacility	dataTransformer="Singleton:EQTModels.BusinessUnitSecurity.BUSecuredFacilityNameDataColumnTransformerFactory,EQTModels"
SourcingNumberSpec	IblSourcingNumber	
CompliesWithDisplay	IblctlComplianceCompliesWith	dataTransformer="Class:Oracle.PLM4P.ReadyReports.Lib.DataColumnTransformers.LookupDataColumnTransformerFactory,ReadyReportsLib\$CompliesWith"
SpecName	IblSpecName	
SpecNumber	IblSpecNumber	
SpecStatus	IblSpecSummaryStatus	
SpecSumCatSubCatGroup	IblCatSubcatGroup	
SpecWorkflowName	IblName	
Standard	IblStandard	
SupercedesLangAware	IblSupercedes	
SupplierPartNumberDisplayName	IblSupplierItemNumber	
SystemEquivalent	IblSysEquivCtlEquivalent	
SystemNameDisplayName	IblSystemName	
Taxonomy	IblTaxonomy	
VendorHasApprovedDisplayName	IblVendorHasApproved	dataTransformer="Singleton:Oracle.PLM4P.ReadyReports.Lib.Transformers.VendorHasApprovedDataColumnTransformerFactory,ReadyReportsLib"
WorkflowName	IblWorkflow	

Testing Protocol**View:** SpecSummaryView**Model:** TestingProtocol

Data Field	Data Field Caption	Notes
Id	lblTestingProtocolID	
TestingProtocolCreated	lblCreated	
TestingProtocolDescription	lblDescription	
TestingProtocolLastEdit	lblLastEdited	
TestingProtocolName	lblTestingProtocolName	
TestingProtocolOriginator	lblOriginator	
TestingProtocolScope	lblScope	
TestingProtocolStatus	lblStatus	

Trade Specification**View:** SpecSummaryView**Model:** Main Trade Specification

Data Field	Data Field Caption	Notes
ActualClaimsDisplayName	lblActualLabelClaims	
AdditivesContainedDisplay	lblctlComplianceAdditives	dataTransformer="Class:Oracle.PLM4P.ReadyReports.Lib.DataC olumnTransformers.LookupData ColumnTransformerFactory,Rea dyReportsLib\$Additives"
AdditivesNotContDisplay	lblComplianceAdditivesNotContai ned	dataTransformer="Class:Oracle.PLM4P.ReadyReports.Lib.DataC olumnTransformers.LookupData ColumnTransformerFactory,Rea dyReportsLib\$Additives"
AdditivesMayContDisplay	lblComplianceAdditivesMayContai n	dataTransformer="Class:Oracle.PLM4P.ReadyReports.Lib.DataC olumnTransformers.LookupData ColumnTransformerFactory,Rea dyReportsLib\$Additives"
AllergensContainedDisplay	lblctlComplianceAllergens	dataTransformer="Class:Oracle.PLM4P.ReadyReports.Lib.DataC olumnTransformers.LookupData ColumnTransformerFactory,Rea dyReportsLib\$Allergens"
AllergensNotContDisplay	lblComplianceAllergensNotConta ined	dataTransformer="Class:Oracle.PLM4P.ReadyReports.Lib.DataC olumnTransformers.LookupData ColumnTransformerFactory,Rea dyReportsLib\$Allergens"
AllergensMayContDisplay	lblComplianceAllergensMayContai n	dataTransformer="Class:Oracle.PLM4P.ReadyReports.Lib.DataC olumnTransformers.LookupData ColumnTransformerFactory,Rea dyReportsLib\$Allergens"

Data Field	Data Field Caption	Notes
ApprovedForUseBUDisplayName	lblBusinessUnit	dataTransformer="Singleton:Xeno.Prodika.EQTService.DataTransformers.BusinessUnitDataColumnTransformerFactory,EQTService"
AssociatedSpecAssociation	lblAssociatedSpecAssociation	
AssociatedSpecERPIDDDisplayName	lblAssociatedSpecERPID	
AssociatedSpecName	lblAssociatedSpecName	
AssociatedSpecNumber	lblAssociatedSpecNumber	
Attachment	lblAttachmentName	
Brand	lblBrand	
ConceptDisplay	lblConcept	dataTransformer="Class:Xeno.Prodika.EQTService.DataTransformers.TaxonomyAliasDataColumnTransformerFactory,EQTService\$FoodserviceConcept"
CountriesWhereUsedDisplayName	lblCountriesWhereUsed	dataTransformer="Singleton:Xeno.Prodika.EQTService.DataTransformers.CountryDataColumnTransformerFactory,EQTService"
CountryOfOriginDisplay	lblCountryOfOrigin	
Created	lblCreated	
ctxSysEquiv	lblContextSensitiveSysEquivCtlEquivalent	
CurrentStatus	lblSpecStatus	
CurrentWorkflowGroup	lblCurrentWorkFlowGroup	dataTransformer="Singleton:Oracle.PL4P.ReadyReports.Lib.Transformers.CurrentWorkflowGroupDataColumnTransformerFactory,ReadyReportsLib"
CurrentWorkflowOwner	lblCurrentWorkFlowOwner	dataTransformer="Singleton:Xeno.Prodika.EQTService.DataTransformers.UserNameDataColumnTransformerFactory,FICService"
Effective	lblSpecSummaryEffective	
GtinUpcNumber	lblGTINUPC	
Ingredient Spec	lblIngredientSpecification	
IngredientStatement	lblNutrientProfileIngredientStatement	
IntolerancesContainedDisplay	lblCtlComplianceIntolerances	dataTransformer="Class:Oracle.PL4P.ReadyReports.Lib.DataColumnTransformers.LookupDataColumnTransformerFactory,ReadyReportsLib\$Intolerances"
IntolerancesNotContDisplay	lblComplianceIntolerancesNotContained	dataTransformer="Class:Oracle.PL4P.ReadyReports.Lib.DataColumnTransformers.LookupDataColumnTransformerFactory,ReadyReportsLib\$Intolerances"

Data Field	Data Field Caption	Notes
IntolerancesMayContDisplay	IblComplianceIntolerancesMayContain	dataTransformer="Class:Oracle.PLM4P.ReadyReports.Lib.DataColumnTransformers.LookupDataColumnTransformerFactory,ReadyReportsLib\$Intolerances"
ItemType	IblItemType	
LastEdit	IblLastEdited	
Originator	IblOriginator	dataTransformer="Singleton:Xeno.Prodika.EQTService.DataTransformers.UserNameDataColumnTransformerFactory,FICService"
PotentialClaimsDisplayName	IblPotentialLabelClaims	
RichTextDocKeywords	IblRichTextDocKeywords	
ShortName	IblSpecShortName	
SourcingNumberSpec	IblSourcingNumber	
CompliesWithDisplay	IblctlComplianceCompliesWith	dataTransformer="Class:Oracle.PLM4P.ReadyReports.Lib.DataColumnTransformers.LookupDataColumnTransformerFactory,ReadyReportsLib\$CompliesWith"
SpecName	IblSpecName	
SpecNumber	IblSpecNumber	
SpecStatus	IblSpecSummaryStatus	
SpecSumCatSubCatGroup	IblCatSubcatGroup	
SupercedesLangAware	IblSupercedes	
SystemEquivalent	IblSysEquivCtlEquivalent	
SystemNameDisplayName	IblSystemName	
Taxonomy	IblTaxonomy	
UDEXClassificationDisplayName	IblUDEXClassification	
WorkflowName	IblWorkflow	

NPD**Innovations/Sales Pipeline****View:** NPD IdeaView**Model:** NPD Idea

Data Field	Data Field Caption	Notes
AdminsCaption	IblAdmins	
BusinessUnitsDisplayName	IblExactMatchBU	
InternalProjectNumber	IblInternalProjectNumber	
RequestDate	IblRequestDate	
StatusName	IblStatus	
Title	IblTitle	

Project**View:** ProjectView**Model:** NPDPPrivateProject

Data Field	Data Field Caption	Notes
BrandDisplayName	IblBrands	
BusinessUnitsDisplayName	IblExactMatchBU	
ChannelDisplayName	IblChannels	
ConsumerValueDisplayName	IblConsumerValuePerception	
CountriesDisplayName	IblLeadCountries	
DemographicsDisplayName	IblDemographics	
Description	IblDescription	
DevelopmentStage	IblDevelopmentStage	
DevelopmentStageTitle	IblDevelopmentStageTitle	
EnablingTechnologyDisplayName	IblEnablingTechnology	
GlobalCategoriesDisplayName	IblGlobalCategories	
InternalProjectNumber	IblInternalProjectNumber	
OriginationDate	IblOriginationDate	
PriorityDisplayName	IblPriority	
Private	IblPrivate	
ProjectNumber	IblProjectNumber	
ProjectOwnerDisplayName	IblProjectOwner	dataTransformer="Singleton:Xen o.Prodika.EQTService.DataTrans formers.UserNameDataColumnT ransformerFactory,FICService"
PrjReadersGroupsDisplayName	IblProjectReadersGroups	dataTransformer="Singleton:Xen o.Prodika.EQTService.DataTrans formers.UserNameDataColumnT ransformerFactory,FICService"
PrjReadersUsersDisplayName	IblProjectReadersUsers	
ProjectTypeDisplayName	IblProjectType	
PrjVisibilityDisplayName	IblProjectVisibility	

Data Field	Data Field Caption	Notes
RiskDisplayName	IblRisk	
StatusName	IblStatus	
StrategicBriefTitle	IblStrategicBriefTitle	
TeamLeadersCaption	IblTeamLeaders	
Title	IblTitle	

Strategic Brief

View: StrategicBriefView

Model: NPDStrategicBrief

Data Field	Data Field Caption	Notes
BrandDisplayName	IblBrands	
BusinessUnitsDisplayName	IblExactMatchBU	
ChannelDisplayName	IblChannels	
CountriesDisplayName	IblLeadCountries	
GlobalCategoriesDisplayName	IblGlobalCategories	
KeySponsorsDisplayName	IblKeySponsors	dataTransformer="Singleton:Xeno.Prodika.EQTService.DataTransformers.UserNameDataColumnTransformerFactory,FICService"
OriginationDate	IblOriginationDate	
StatusName	IblStatus	
StrategicBriefNumber	IblStrategicBriefNumber	
Title	IblTitle	

NSM**Nutrient Analysis****View:** NutrientAnalysisMainView**Model:** NSMNutrientAnalysis

Data Field	Data Field Caption	Notes
analysisDate	lblDateOfAnalysis	
analysisDate_View	lblDateOfAnalysis	
AnalysisNumber	lblAnalysisNumber	
ApprovedForUseBU	lblApprovedUsageBU	dataTransformer="Singleton:Xen o.Prodika.EQTService.DataTrans formers.BusinessUnitDataColumn TransformerFactory,EQTService"
Composites	lblComposites	
Description	lblDescription	
GTINUPC	lblGTINUPC	
LastUpdated	lblLastUpdated	
OriginatorDisplay	lblOriginator	dataTransformer="Singleton:Xen o.Prodika.EQTService.DataTrans formers.UserNameDataColumnT ransformerFactory,FICService"
ReceivedFromLab	lblReceivedFromLab	
SampleNumber	lblSampleNumber	
SampleType	lblSampleType	
SentToLab	lblSentToLab	
SourceFacilityDisplay	lblSourceFacility	dataTransformer="Singleton:EQT Models.BusinessUnitSecurity.BU SecuredFacilityNameDataColumn TransformerFactory,EQTModels "
SpecName	lblSpecName	

Nutrient Composite**View:** NutrientCompositeView**Model:** NSMNutrientComposite

Data Field	Data Field Caption	Notes
ApprovedForUseBU	lblApprovedUsageBU	dataTransformer="Singleton:Xen o.Prodika.EQTService.DataTrans formers.BusinessUnitDataColumn TransformerFactory,EQTService"
CompositeDate_View	lblDateOfComposite	
CompositeNumber	lblCompositeNumber	
LastUpdated	lblLastUpdated	

Data Field	Data Field Caption	Notes
OriginatorDisplay	lblOriginator	dataFieldCaption="lblOriginator" isAggregatable="true" aggregationDelimiter=", " dataTransformer="Singleton:Xeno.Prodika.EQTService.DataTransformers.UserNameDataColumnTransformerFactory,FICService"
SpecName	lblSpecName	
Title	lblTitle	

PQM

Action

View: PQMActionView

Model: PQM Action

Data Field	Data Field Caption	Notes
AffectedItemsNonRevDisplay	lblAffectedItemsRevisionIndependent	
AffectedItemsWithRevDisplay	lblAffectedItemsWithRevision	
AssociatedProjectDisplay	lblAssociatedProject	
CompanyDisplay	lblCompany	dataTransformer="Singleton:EQTModels.BusinessUnitSecurity.BUSecuredFacilityCompanyNameDataColumnTransformerFactory,EQTModels"
ctxSysEquiv	lblEquivalent	dataTransformer="Singleton:Xeno.Prodika.EQTService.DataTransformers.PQMContextSensitiveEquivalentDataTransformerFactory,PlatformExtensions" enableHandler="Class:Xeno.Prodika.EQTService.SearchablePropertyHandlers.FeaturePropertyItemEnabledResolverFactory,EQTService\$PQM.EQT.CrossReferences.Enabled"
CustomerDisplay	lblCustomer	dataTransformer="Class:Oracle.PLM4P.ReadyReports.Lib.DataColumnTransformers.LookupDataColumnTransformerFactory,ReadyReportsLib\$PQMCustomers"
FacilityDisplay	lblFacility	dataTransformer="Singleton:EQTModels.BusinessUnitSecurity.BUSecuredFacilityNameDataColumnTransformerFactory,EQTModels"
ItemNumber	lblActionNumber	
LastEditedDate	lblLastEditDate	
Originated	lblOriginationDate	

Data Field	Data Field Caption	Notes
Originator	lblOriginator	dataTransformer="Singleton:Oracle.PLM4P.ReadyReports.Lib.DataColumnTransformers.UserSupplierNameDataColumnTransformerFactory,ReadyReportsLib"
ProductLinesDisplay	lblProductLines	dataTransformer="Class:Oracle.PLM4P.ReadyReports.Lib.DataColumnTransformers.LookupDataColumnTransformerFactory,ReadyReportsLib\$PQMProductLines"
PQMActionType	lblPQMActionType	dataTransformer="Class:Xeno.Prodika.EQTService.DataTransformers.KeyValLookupItemDataColumnTransformerFactory,EQTService\$PQMActionTypes"
PQMDescription	lblPQMDescription	
PQMStatus	lblStatus	
PQMTitle	lblProblemStatement	

Audit**View:** PQMAuditView**Model:** PQM Audit

Data Field	Data Field Caption	Notes
ActualAuditDate	lblActualAuditDate	
AffectedItemsNonRevDisplay	lblAffectedItemsRevisionIndependent	
AffectedItemsWithRevDisplay	lblAffectedItemsWithRevision	
AuditResult	lblAuditResult	dataTransformer="Class:Oracle.PLM4P.ReadyReports.Lib.DataColumnTransformers.LookupDataColumnTransformerFactory,ReadyReportsLib\$PQMAuditResults"
CompanyDisplay	lblCompany	dataTransformer="Singleton:EQTModels.BusinessUnitSecurity.BUSecuredFacilityCompanyNameDataColumnTransformerFactory,EQTModels"
ctxSysEquiv	lblEquivalent	dataTransformer="Singleton:Xeno.Prodika.EQTService.DataTransformers.PQMContextSensitiveEquivalentDataTransformerFactory,PlatformExtensions" enableHandler="Class:Xeno.Prodika.EQTService.SearchablePropertyHandlers.FeaturePropertyItemEnabledResolverFactory,EQTService\$PQM.EQT.CrossReferences.Enabled"

Data Field	Data Field Caption	Notes
CustomerDisplay	lblCustomer	dataTransformer="Class:Oracle.PLM4P.ReadyReports.Lib.DataColumnTransformers.LookupDataColumnTransformerFactory,ReadyReportsLib\$PQMCustomers"
FacilityDisplay	lblFacility	dataTransformer="Singleton:EQTModels.BusinessUnitSecurity.BUSecuredFacilityNameDataColumnTransformerFactory,EQTModels"
ItemNumber	lblAuditNumber	
LastEditedDate	lblLastEditDate	
Originated	lblOriginationDate	
Originator	lblOriginator	dataTransformer="Singleton:Oracle.PLM4P.ReadyReports.Lib.DataColumnTransformers.UserSupplierNameDataColumnTransformerFactory,ReadyReportsLib"
PlannedAuditDate	lblPlannedAuditDate	
PQMAuditType	lblPQMAuditType	dataTransformer="Class:Xeno.Pr odika.EQTService.DataTransformers.KeyValLookupItemDataColumnTransformerFactory,EQTService\$PQMAuditTypes"
PQMDescription	lblPQMDescription	
PQMStatus	lblStatus	
PQMTitle	lblProblemStatement	
ProductLinesDisplay	lblProductLines	dataTransformer="Class:Oracle.PLM4P.ReadyReports.Lib.DataColumnTransformers.LookupDataColumnTransformerFactory,ReadyReportsLib\$PQMProductLines"
RelatedActionsDisplay	lblRelatedActions	dataTransformer="Singleton:Oracle.PLM4P.ReadyReports.Lib.DataColumnTransformers.PQMNameDataColumnTransformerFactory,ReadyReportsLib"
RelatedIssuesDisplay	lblRelatedIssues	dataTransformer="Singleton:Oracle.PLM4P.ReadyReports.Lib.DataColumnTransformers.PQMNameDataColumnTransformerFactory,ReadyReportsLib"

Issue**View:** PQMIssueView**Model:** PQM Issue

Data Field	Data Field Caption	Notes
AffectedItemsNonRevDisplay	lblAffectedItemsRevisionIndependent	
AffectedItemsWithRevDisplay	lblAffectedItemsWithRevision	
CompanyDisplay	lblCompany	dataTransformer="Singleton:EQTModels.BusinessUnitSecurity.BUSecuredFacilityCompanyNameDataColumnTransformerFactory,EQTModels"
ctxSysEquiv	lblEquivalent	dataTransformer="Singleton:Xeno.Prodika.EQTService.DataTransformers.PQMContextSensitiveEquivalentDataTransformerFactory,PlatformExtensions" enableHandler="Class:Xeno.Prodika.EQTService.SearchablePropertyHandlers.FeaturePropertyItemEnabledResolverFactory,EQTService\$PQM.EQT.CrossReferences.Enabled"
CustomerDisplay	lblCustomer	dataTransformer="Class:Oracle.PLM4P.ReadyReports.Lib.DataColumnTransformers.LookupDataColumnTransformerFactory,ReadyReportsLib\$PQMCustomers"
Disposition	lblDisposition	dataTransformer="Class:Oracle.PLM4P.ReadyReports.Lib.DataColumnTransformers.LookupDataColumnTransformerFactory,ReadyReportsLib\$PQMIssueDispositions"
ExpectedResolutionDate	lblExpectedResolutionDate	
FacilityDisplay	lblFacility	dataTransformer="Singleton:EQTModels.BusinessUnitSecurity.BUSecuredFacilityNameDataColumnTransformerFactory,EQTModels"
LastEditedDate	lblLastEditDate	
ItemNumber	lblIssueNumber	
OccurrenceDate	lblOccurrenceDate	
Originated	lblOriginationDate	
Originator	lblOriginator	dataTransformer="Singleton:Oracle.PLM4P.ReadyReports.Lib.DataColumnTransformers.UserSupplierNameDataColumnTransformerFactory,ReadyReportsLib"
PQMDescription	lblPQMDescription	

Data Field	Data Field Caption	Notes
PQMIssueType	lblPQMIssueType	dataTransformer="Class:Xeno.Pr odika.EQTService.DataTransfor mers.KeyValLookupItemDataCol umnTransformerFactory,EQTSer vice\$PQMIssueTypes"
PQMStatus	lblStatus	
PQMTitle	lblProblemStatement	
ProductLinesDisplay	lblProductLines	dataTransformer="Class:Oracle. PLM4P.ReadyReports.Lib.DataC olumnTransformers.LookupData ColumnTransformerFactory,Rea dyReportsLib\$PQMProductLines "
RelatedActionsDisplay	lblRelatedActions	dataTransformer="Singleton:Ora cle.PLM4P.ReadyReports.Lib.Da taColumnTransformers.PQMNa meDataColumnTransformerFact ory,ReadyReportsLib"
RelatedAuditsDisplay	lblRelatedAudits	dataTransformer="Singleton:Ora cle.PLM4P.ReadyReports.Lib.Da taColumnTransformers.PQMNa meDataColumnTransformerFact ory,ReadyReportsLib"
Severity	lblSeverity	dataTransformer="Class:Oracle. PLM4P.ReadyReports.Lib.DataC olumnTransformers.LookupData ColumnTransformerFactory,Rea dyReportsLib\$PQMIssueSeveriti es"

PQS

Lot Sample

View: LotSampleView

Model: PQSSample

Data Field	Data Field Caption	Notes
CreationDate	lblCreationDate	
GTINUPCEAN	lblGTINUPCEAN	
InternalAlias	lblInternalAlias	
InternalSampleID	lblSampleNumber	
LogReceivingNumber	lblLogReceivingNumber	
ProductionDate	lblSampleProductionDate	
ReceivingDate	lblDateRcvd	
ReceivingFacilityName	lblReceivingFac	
SampleLocation	lblLocation	
SampleNotes	lblNotes	
SampleNumber	lblCodeDate	
SampleTypeDisplay	lblSampleType	

Data Field	Data Field Caption	Notes
SessionLocation	IblSrcFacilityCountry	
SourceFacilityName	IblSourceFacility	
SpecName	IblSpecName	
SpecNameNumber	IblSpecNameNumber	
SpecNumber	IblSpecNumber	
TestScheduledDate	IblScheduledEvaluationDate	
UseThroughDate	IblUseThroughDate	
WayBill	IblWayBill	

Session**View:** SessionView**Model:** PQSSession

Data Field	Data Field Caption	Notes
SessionEvaluationDate	IblEvaluationDate	
SessionLeaderDisplay	IblSessionLeader	
SessionLocationDisplay	IblLocation	
SessionName	IblSessionName	
SessionNumber	IblSessionNumber	

Scorecard**View:** ScorecardView**Model:** PQSScorecard

Data Field	Data Field Caption	Notes
OriginatorDisplay	IblOriginator	dataTransformer="Singleton:Xen o.Prodika.EQTService.DataTrans formers.UserNameDataColumnT ransformerFactory,FICService"
Sample	IblSample	
SampleNumberDisplay	IblSample	
Score	IblScore	
ScorecardNumber	IblScorecardNumber	
ScoredByName	IblScoredBy	
ScoredDate	IblScoredDate	
SpecName	IblSpecName	
SpecSumSpecName	IblSpecName	

SCRM**Company****View:** CompanyMainSearchViewSingleSelectAlias**Model:** Company

Data Field	Data Field Caption	Notes
AltSpecSupplyCapDisplayName	IblAltSpecSupplyCap	
City	IblCityName	
CompanyName	IblCompanyName	
CompanyNumber	IblCompanyNumber	
CompanyStatusDisplayName	IblCompanyStatus	
CompanyCountryDisplayName	IblCountry	
CountryName	IblCountryName	
ctxSysEquiv	IblContextSensitiveSysEquivCtlE quivalent	
Equivalent	IblSystemEquivalent	
PostalCode	IblPostalCode	
ApprovedForUseBUDisplayName	IblApprovedUsageBU	
SpecAttributesDisplayName	IblSpecialAttributes	
StateProvince	IblStateProvince	

Company/Facility SDM**View:** ManagedDocumentMultiSelect**Model:** Company/Facility SDM

Data Field	Data Field Caption	Notes
DocParentStOrProvName	IblStateProvince	
DocTypeNameDisplay	IblDocumentType	
DocumentBusinessUnitDisplay	IblBusinessUnit	dataTransformer="Singleton:Xen o.Prodika.EQTService.DataTrans formers.BusinessUnitDataColumn nTransformerFactory,EQTService"
DocCompanyStatusDisplay	IblParentStatus	
DocumentDescription	IblDescription	
DocumentParentCityName	IblCity	
DocumentParentCountryName	IblCountryName	
DocumentParentName	IblCompanyFacility	
DocumentParentPostalCode	IblPostalCode	
ManagedDocStatus	IblStatus	
ManagedDocumentEffectiveDate	IblEffectiveDate	
ManagedDocumentExpirationDate	IblExpirationDate	
ManagedDocumentRequiredDate	IblRequiredDate	

Data Field	Data Field Caption	Notes
Originator	lblOriginator	dataTransformer="Singleton:Xeno.Prodika.EQTService.DataTransformers.UserNameDataColumnTransformerFactory,FICService"
ParentFacility	lblCompany	dataTransformer="Singleton:EQTModels.BusinessUnitSecurity.BUSecuredFacilityCompanyNameDataColumnTransformerFactory,EQTModels"
ParentFacility	lblFacility	dataTransformer="Singleton:EQTModels.BusinessUnitSecurity.BUSecuredFacilityNameDataColumnsTransformerFactory,EQTModels"

Facility**View:** FacilityMainSearchViewSingleSelect**Model:** Facility

Data Field	Data Field Caption	Notes
AltSpecSupplyCapDisplayName	lblAltSpecSupplyCap	
City	lblCityName	
CompanyName	lblCompanyName	
CountryName	lblCountryName	
ctxSysEquiv	lblContextSensitiveSysEquivCtlEquivalent	
FacilityName	lblFacilityName	
FacilityNumber	lblFacilityNumber	
FacilityStatusDisplayName	lblFacilityStatus	
PostalCode	lblPostalCode	
ApprovedForUseBUDisplayName	lblApprovedUsageBU	
SpecAttributesDisplayName	lblSpecialAttributes	
SpecEquivSourced	lblSpecEquivSourced	
SpecNumSourced	lblSpecNumSourced	
StateProvince	lblStateProvince	
SystemEquivalent	lblSystemEquivalent	
UsedInFacilityPKID	lblUsedIn	
VendorMaterialNumber	lblFacilitySACIngNum	

Non-Spec Sourcing Approval**View:** SourcingApprovalNonSpecView**Model:** Non-Spec Sourcing Approval Model

Data Field	Data Field Caption	Notes
CompanyName	IblCompanyName	
Description	IblDescription	
QAAssignedDisplay	IblQAAssigned	dataTransformer="Singleton:Xen o.Prodika.EQTService.DataTransformers.UserNameDataColumnTransformerFactory,FICService"
SACDescription	IblNotes	
SACStatus	IblStatus	
SCAssignedDisplay	IblSCAssigned	dataTransformer="Singleton:Xen o.Prodika.EQTService.DataTransformers.UserNameDataColumnTransformerFactory,FICService"
DocumentBusinessUnitDisplay	IblApprovedUsageBU	dataTransformer="Singleton:Xen o.Prodika.EQTService.DataTransformers.BusinessUnitDataColumnTransformerFactory,EQTService"
SourcingClass	IblClass	
SourcingFacilityPKID	IblSourcingFacility	
SourcingNumber	IblSourcingNumber	
SourcingTypeDisplay	IblSourcingTypeDisplay	
UsedInFacilityPKIDDisplay	IblReceivingFac	

Spec Related Sourcing Approval**View:** SourcingApprovalView**Model:** Spec Sourcing Approval Model

Data Field	Data Field Caption	Notes
ApprovedForUseBUDisplay	IblApprovedUsageBU	
ApprovedForUseConcept	IblApprovedUsageConcept	
AssignedReferenceDisplay	IblAssignedReference	
CompanyName	IblCompanyName	
ctxSysEquiv	IblSpecEquivalent	
ctxSysEquivDisplay	IblSpecEquivalent	
QAAssignedDisplay	IblQAAssigned	dataTransformer="Singleton:Xen o.Prodika.EQTService.DataTransformers.UserNameDataColumnTransformerFactory,FICService"
SACDescription	IblDescription	
SACStatus	IblStatus	
SCAssignedDisplay	IblSCAssigned	dataTransformer="Singleton:Xen o.Prodika.EQTService.DataTransformers.UserNameDataColumnTransformerFactory,FICService"

Data Field	Data Field Caption	Notes
DocumentBusinessUnitDisplay	IblApprovedUsageBU	dataTransformer="Singleton:Xen o.Prodika.EQTService.DataTrans formers.BusinessUnitDataColumn nTransformerFactory,EQTService"
SourcingClass	IblClass	
SourcingFacilityPKID	IblSourcingFacility	
SourcingNumber	IblSourcingNumber	
SourcingTypeDisplay	IblSourcingTypeDisplay	
SpecName	IblSpecName	
SpecNumber	IblSpecNumber	
SpecSourced	IblSourcedSpec	
SpecTaxonomyDisplay	IblSpecificationTaxonomy	
SupplierPartNumber	IblSupplierItemNumber	
UsedInFacilityPKIDDisplay	IblReceivingFac	

Non-Spec Sourcing Approval SDM

View: ManagedDocumentMultiSelect

Model: Non-Spec Sourcing Approval SDM

Data Field	Data Field Caption	Notes
DocParentStOrProvName	IblStateProvince	
DocTypeNameDisplay	IblDocumentType	
DocumentBusinessUnitDisplay	IblBusinessUnit	dataTransformer="Singleton:Xen o.Prodika.EQTService.DataTrans formers.BusinessUnitDataColumn nTransformerFactory,EQTService"
DocCompanyStatusDisplay	IblParentStatus	
DocumentDescription	IblDescription	
DocumentParentCityName	IblCity	
DocumentParentCountryName	IblCountryName	
DocumentParentName	IblSourcingApprovalTab	
DocumentParentPostalCode	IblPostalCode	
ManagedDocStatus	IblStatus	
ManagedDocumentEffectiveDate	IblEffectiveDate	
ManagedDocumentExpirationDate	IblExpirationDate	
ManagedDocumentRequiredDate	IblRequiredDate	
Originator	IblOriginator	dataTransformer="Singleton:Xen o.Prodika.EQTService.DataTrans formers.UserNameDataColumnT ransformerFactory,FICService"
ParentFacility	IblCompany	dataTransformer="Singleton:EQT Models.BusinessUnitSecurity.BU SecuredFacilityCompanyNameD ataColumnTransformerFactory,E QTModels"

Data Field	Data Field Caption	Notes
ParentFacility	lblFacility	dataTransformer="Singleton:EQTModels.BusinessUnitSecurity.BUSecuredFacilityNameDataColumnTransformerFactory,EQTModels"

Spec Sourcing Approval SDM**View:** ManagedDocumentMultiSelect**Model:** Spec Sourcing Approval SDM

Data Field	Data Field Caption	Notes
DocParentStOrProvName	lblStateProvince	
DocTypeNameDisplay	lblDocumentType	
DocumentBusinessUnitDisplay	lblBusinessUnit	dataTransformer="Singleton:Xeno.Prodika.EQTService.DataTransformers.BusinessUnitDataColumnTransformerFactory,EQTService"
DocCompanyStatusDisplay	lblParentStatus	
DocumentDescription	lblDescription	
DocumentParentCityName	lblCity	
DocumentParentCountryName	lblCountryName	
DocumentParentName	lblSpecName	
DocumentParentPostalCode	lblPostalCode	
ManagedDocSpecSourcedTaxAlias	lblSpecSourcedTax	dataTransformer="Singleton:Xeno.Prodika.EQTService.DataTransformers.SpecSummaryTaxonomyAliasDataColumnTransformerFactory,EQTService"
ManagedDocStatus	lblStatus	
ManagedDocumentEffectiveDate	lblEffectiveDate	
ManagedDocumentExpirationDate	lblExpirationDate	
ManagedDocumentRequiredDate	lblRequiredDate	
Originator	lblOriginator	dataTransformer="Singleton:Xeno.Prodika.EQTService.DataTransformers.UserNameDataColumnTransformerFactory,FICService"
ParentFacility	lblCompany	dataTransformer="Singleton:EQTModels.BusinessUnitSecurity.BUSecuredFacilityCompanyNameDataColumnTransformerFactory,EQTModels"
ParentFacility	lblFacility	dataTransformer="Singleton:EQTModels.BusinessUnitSecurity.BUSecuredFacilityNameDataColumnTransformerFactory,EQTModels"
SpecEquivSourced	lblSpecEquivSourced	
SpecNamePlusNum	lblSpecName	

Data Field	Data Field Caption	Notes
SpecNumSourced	IblSpecNumSourced	

UGM

Group

View: GroupView

Model: Group

Data Field	Data Field Caption	Notes
CanonicalName	IblGroupCanonicalNameProperty	
Description	IblGroupDescriptionProperty	
LastUpdated	IblLastUpdated	
Name	IblGroupNameProperty	
RoleName	IblGroupRoleNameProperty	
GroupStatusDisplay	IblStatus	dataFormatter="Singleton:Oracle.PLM4P.ReadyReports.Lib.DataFormatters.StatusIntValueFormatterFactory,ReadyReportsLib"
TagName	IblGroupWorkflowTags	
UserName	IblGroupUserNameProperty	

User

View: UserView

Model: PMAUserModel

Data Field	Data Field Caption	Notes
AffiliateName	IblAffiliateNameProperty	
FirstName	IblFirstNameProperty	
LastName	IblLastNameProperty	
ProperUserName	IblUserName	
UserName	IblUserNameProperty	

WFA

GSM Workflow Process Template

View: WorkflowProcessTemplateView

Model: GSMMModel

Data Field	Data Field Caption	Notes
ProcessTemplateDescription	IblDescription	
ProcessTemplateName	IblName	

SCRM Workflow Process Template**View:** WorkflowProcessTemplateView**Model:** SCRMMModel

Data Field	Data Field Caption	Notes
ProcessTemplateDescription	lblDescription	
ProcessTemplateName	lblName	

