



An Oracle White Paper  
April 2012  
Introduced in Release 6.0  
E29319-01

## EQT Visibility



## Overview

Applications: WFA, ADMN, GSM, SCRM

Focus Area: Tags--Visibilities

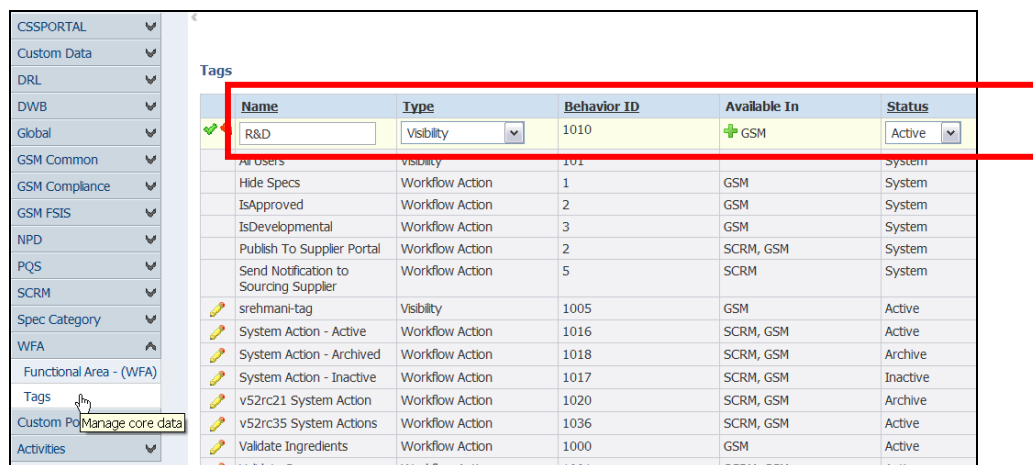
GSM Search results can now be restricted based on the specification's workflow status. For example, you can limit the display of ingredient specifications only to R&D and Labeling when the specification is in a "Draft" status.

## The Basics

Using this functionality we associate a visibility tag to specific workflow statuses and UGM Groups. If a user is associated to a group assigned visibility tag "X" then when the user performs a search the user will see all specifications in a status containing a visibility tag "X" and all specification in a status without a visibility tag.

**Note:** All other rules regarding visibility are still in effect, i.e. BU.

1. In ADMN/WFA/Tags create a tag marking the Type as "Visibility". In this example we created a visibility tag called "R&D".



Name	Type	Behavior ID	Available In	Status
R&D	Visibility	1010	GSM	Active
All Users	visibility	101		System
Hide Specs	Workflow Action	1	GSM	System
IsApproved	Workflow Action	2	GSM	System
IsDevelopmental	Workflow Action	3	GSM	System
Publish To Supplier Portal	Workflow Action	2	SCRM, GSM	System
Send Notification to Sourcing Supplier	Workflow Action	5	SCRM	System
srehmani-tag	Visibility	1005	GSM	Active
System Action - Active	Workflow Action	1016	SCRM, GSM	Active
System Action - Archived	Workflow Action	1018	SCRM, GSM	Archive
System Action - Inactive	Workflow Action	1017	SCRM, GSM	Inactive
v52rc21 System Action	Workflow Action	1020	SCRM, GSM	Archive
v52rc35 System Actions	Workflow Action	1036	SCRM, GSM	Active
Validate Ingredients	Workflow Action	1000	GSM	Active
Validate Source	Workflow Action	1001	SCRM, GSM	Active

Figure 1. Visibility tag

2. Perform a CACHE flush for the "Admin Data Cache Group".
3. In WFA, add the "R&D" visibility tag to appropriate workflows. If one or more visibility tag is in place only users assigned to groups associated with these visibility tags can view specifications in this status.

**Step 1**

**Status:** Draft

**Instructions:** Draft

**Amber In:**



**Red In:**

**Tags:**

Type	Tags
Visibility	R&D

[Add New](#)

**Transitions:**

Condition	Transition
	Archived
	Official

[Manage Transitions](#)

Figure 2. Added visibility tag

4. Perform a CACHE flush for the “Workflow Cache Group”.
5. In UGM add the visibility tag to the appropriate groups on the Access tab, Workflow Visibility Tags section.

**Group Change Request**

[General](#) [Access](#) [Approval/Audit](#)

**Assigned Users**

**Assigned Users:**

Login Name	First Name	Last Name	E
-	-	-	-

**Roles**

**Roles:**

**Workflow Visibility Tags**

**Workflow Visibility Tags:**

R&D

Figure 3. Workflow Visibility Tags section

6. Perform a CACHE flush for the “User Cache Group”.
7. Now when users search for specifications they may have limited visibility due to visibility tags.

Search Criteria

Spec Name  Contains  sgd-copy [more criteria...](#) [additional attributes...](#)

Search Results

Results Per Page: 10

Spec #	Spec Name	Short Name	Status	Taxonomy
<a href="#">5088097-001</a>	sgd-copytest-001	sgd-copytest-001	Draft	* No Category Available »
<a href="#">5088105-001</a>	SGD-Copy-Test-001	SGD-Copy-Test-001	Draft	* No Category Available »
<a href="#">5088106-001</a>	sgd-copy-002	sgd-copy-002	Draft	* No Category Available »

1

These two specifications resolved to a workflow where the R&D visibility tag is assigned to the “draft” status.

If either of these specification are resolved to a different workflow that is not associated to the tag or if the specification transitions to a status that is not associated with the tag then visibility will change.

Figure 4. As seen by a user associated to the R&amp;D Group

Ingredient Specifications

Taxonomy Search

Search Criteria

Spec Name  Contains  sgd-copy [more criteria...](#) [additional attributes...](#)

Search Results

Results Per Page: 10

Spec #	Spec Name	Short Name	Status	Taxonomy	Supercedes
<a href="#">5088097-001</a>	sgd-copytest-001	sgd-copytest-001	Draft	* No Category Available »	

1

Figure 5. As seen by a user that is not associated with the R&amp;D Group



EQT Visibility  
March 2012

Oracle Corporation  
World Headquarters  
500 Oracle Parkway  
Redwood Shores, CA 94065  
U.S.A.

Worldwide Inquiries:  
Phone: +1.650.506.7000  
Fax: +1.650.506.7200

[oracle.com](http://oracle.com)



Oracle is committed to developing practices and products that help protect the environment

Copyright © 2012, Oracle and/or its affiliates. All rights reserved. This document is provided for information purposes only and the contents hereof are subject to change without notice. This document is not warranted to be error-free, nor subject to any other warranties or conditions, whether expressed orally or implied in law, including implied warranties and conditions of merchantability or fitness for a particular purpose. We specifically disclaim any liability with respect to this document and no contractual obligations are formed either directly or indirectly by this document. This document may not be reproduced or transmitted in any form or by any means, electronic or mechanical, for any purpose, without our prior written permission.

Oracle and Java are registered trademarks of Oracle and/or its affiliates. Other names may be trademarks of their respective owners.

AMD, Opteron, the AMD logo, and the AMD Opteron logo are trademarks or registered trademarks of Advanced Micro Devices. Intel and Intel Xeon are trademarks or registered trademarks of Intel Corporation. All SPARC trademarks are used under license and are trademarks or registered trademarks of SPARC International, Inc. UNIX is a registered trademark licensed through X/Open Company, Ltd. 1010

**Hardware and Software, Engineered to Work Together**