

Enterprise Library Software

Introducing ELS

Version 7.0

E26958-01



Revision 01

Submit comments about this document to STP_FEEDBACK_US@ORACLE.COM

Copyright © 2009, 2010, 2011 Oracle and/or its affiliates. All rights reserved.

This software and related documentation are provided under a license agreement containing restrictions on use and disclosure and are protected by intellectual property laws. Except as expressly permitted in your license agreement or allowed by law, you may not use, copy, reproduce, translate, broadcast, modify, license, transmit, distribute, exhibit, perform, publish, or display any part, in any form, or by any means. Reverse engineering, disassembly, or decompilation of this software, unless required by law for interoperability, is prohibited.

The information contained herein is subject to change without notice and is not warranted to be error-free. If you find any errors, please report them to us in writing.

If this is software or related software documentation that is delivered to the U.S. Government or anyone licensing it on behalf of the U.S. Government, the following notice is applicable:

U.S. GOVERNMENT RIGHTS Programs, software, databases, and related documentation and technical data delivered to U.S. Government customers are "commercial computer software" or "commercial technical data" pursuant to the applicable Federal Acquisition Regulation and agency-specific supplemental regulations. As such, the use, duplication, disclosure, modification, and adaptation shall be subject to the restrictions and license terms set forth in the applicable Government contract, and, to the extent applicable by the terms of the Government contract, the additional rights set forth in FAR 52.227-19, Commercial Computer Software License (December 2007). Oracle USA, Inc., 500 Oracle Parkway, Redwood City, CA 94065.

This software or hardware is developed for general use in a variety of information management applications. It is not developed or intended for use in any inherently dangerous applications, including applications which may create a risk of personal injury. If you use this software or hardware in dangerous applications, then you shall be responsible to take all appropriate fail-safe, backup, redundancy, and other measures to ensure the safe use. Oracle Corporation and its affiliates disclaim any liability for any damages caused by use of this software or hardware in dangerous applications.

Oracle is a registered trademark of Oracle Corporation and/or its affiliates. Oracle and Java are registered trademarks of Oracle and/or its affiliates. Other names may be trademarks of their respective owners.

AMD, Opteron, the AMD logo, and the AMD Opteron logo are trademarks or registered trademarks of Advanced Micro Devices. Intel and Intel Xeon are trademarks or registered trademarks of Intel Corporation. All SPARC trademarks are used under license and are trademarks or registered trademarks of SPARC International, Inc. UNIX is a registered trademark licensed through X/Open Company, Ltd.

This software or hardware and documentation may provide access to or information on content, products, and services from third parties. Oracle Corporation and its affiliates are not responsible for and expressly disclaim all warranties of any kind with respect to third-party content, products, and services. Oracle Corporation and its affiliates will not be responsible for any loss, costs, or damages incurred due to your access to or use of third-party content, products, or services.

Preface

Oracle's StorageTek™ Enterprise Library Software (ELS) is a solution consisting of the following base software:

- n StorageTek™ Storage Management Component (SMC)
(includes the product formerly known as StorageTek HTTP Server)
- n StorageTek™ Host Software Component (HSC)
- n StorageTek™ Virtual Tape Control Software (VTCS)
- n StorageTek™ Concurrent Disaster Recovery Test (CDRT)

Additionally, the following software is provided with the ELS package:

- n StorageTek™ Library Content Manager (LCM) (formerly ExLM). LCM 7.0 includes an enhanced version of the product formerly known as Offsite Vault Feature.
- n StorageTek™ Client System Component for MVS Environments (MVS/CSC)
- n StorageTek™ LibraryStation

Audience

This book presents information for anyone involved in planning for and implementing an ELS solution. This audience could include MIS managers, system programmers, storage administrators, and performance specialists.

Contents

Preface iii

Audience iii

1. What is Enterprise Library Software? 1

ELS Base Software 2

 HSC 3

 SMC and HTTP Server 3

 VTCS 3

 CDRT 4

LCM Software 5

ELS Additional Mainframe Software 6

 MVS/CSC and LibraryStation 6

2. How Does ELS Work? 7

How Does SMC Work? 8

How Does HSC Work? 8

How Does VTCS Work? 9

How Does CDRT Work? 10

3. What Enhancements Does Base ELS 7.0 Offer? 11

4. How Do I Find Out More About ELS 7.0? 13

A. ELS Terminology 15

What is Enterprise Library Software?

Enterprise Library Software (ELS) is the software solution that enables and manages StorageTek's Automated Cartridge System (ACS) and Virtual Storage Manager (VSM) hardware.

The Modular Libraries are the centerpieces of automated tape because these libraries turn labor-intensive manual tape operations into *automated* tape. For example, the SL8500 automates cartridge tape mounts and dismounts via HandBot High Performance™ robotics. The SL8500 is highly scalable for the short or long term. RealTime Growth™ capability, for example, means you can add more slots, drives, and robotics to handle increased workload (for example, year end processing) without disruption. The SL8500 supports any combination of StorageTek enterprise and midrange drives, which means that the SL8500 is ideal for consolidating many smaller libraries into one high-performance system. The SL8500 supports StorageTek's latest generation tape drives, the access-centric T9840D and the capacity-centric T10000C, which also provide the ability to encrypt mission-critical data.

Virtual Storage Manager (VSM) is StorageTek's virtual storage solution to the problem of inefficient use of tape media and transports. VSM solves this problem by storing virtual tape volumes (VTVs) on a disk buffer on the Virtual Tape Storage Subsystem (VTSS). VSM then migrates (and stacks) the VTVs to real automated tape volumes called multi-volume cartridges (MVCs) that are mounted on Real Tape Drives (RTDs). When needed by the host, if the migrated tape volumes are not VTSS-resident, they are automatically recalled to the VTSS. The VTSS and VTVs allow VSM to optimize access time, throughput, and physical media and transport use. VSM consists of Virtual Tape Control System (VTCS), which is the MVS host software, the portions of ELS that support VTCS, and the VTSS. The VSM5, which is the latest generation VTSS, provides significantly greater throughput and capacity than its predecessors.

The following sections discuss the ELS software components.

ELS Base Software

The ELS Base Software consists of Host Software Component (HSC), Storage Management Component (SMC), and HTTP Server, and Virtual Tape Control Software (VTCS) as shown in [FIGURE 1-1](#).

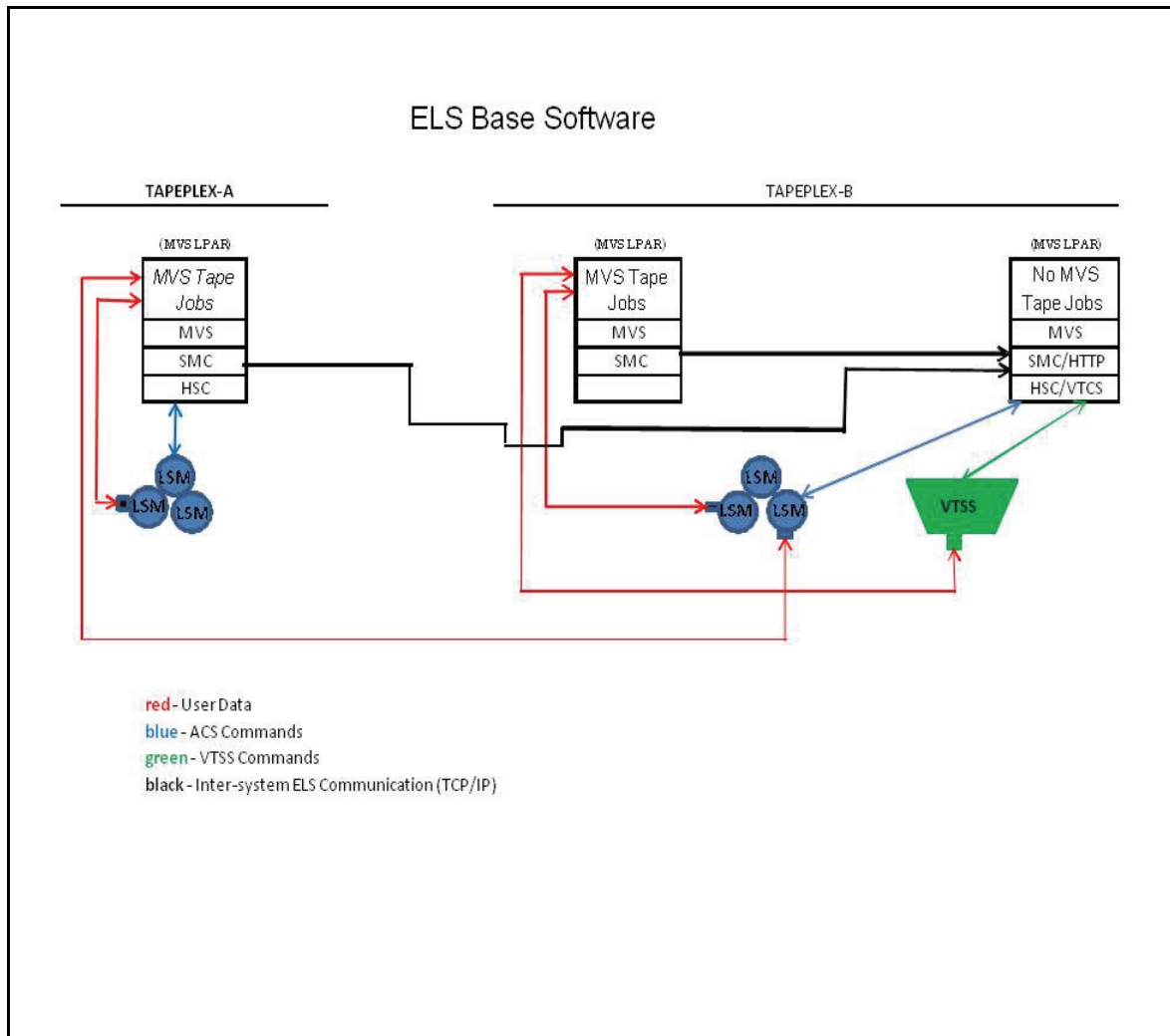


FIGURE 1-1 ELS Base Software

HSC

HSC does the following:

- n Maintains the Control Data Set (CDS), which contains information about the physical and virtual drives and corresponding media in a TapePlex.
- n Receives requests from SMC for mounts, dismounts, and swaps, and queries and sends these requests to the LMU, which automatically carries out these operations.
- n Manages Automated Cartridge Systems (ACSs) and the LSMs that comprise ACSs.
- n Manages error conditions, such as lost cartridges.

SMC and HTTP Server

SMC is the interface between IBM's z/OS operating systems and HSC and MVS/CSC. SMC is a required ELS component, and must reside on every MVS host that accesses automated real tape and/or VSM virtual tape. SMC runs on both JES2 and JES3 systems and does the following:

- n Influences tape device allocation (real and virtual).
- n Intercepts tape management, and operating system mount, dismount, and swap messages and creates a request for this functions and routes the request to either HSC or MVS/CSC.
- n Coordinates requests among multiple StorageTek *TapePlexes*. These requests can consist of mounts, dismounts, and swaps, and queries (configuration, volume lookup).

A TapePlex is a single StorageTek hardware configuration, usually represented by a single HSC Control Data Set (CDS).

A TapePlex can contain multiple ACSs and Virtual Tape Storage Subsystems (VTSSs).

SMC can communicate with any number of TapePlexes, using cross address space facilities to communicate with HSC or MVS/CSC running on the same host, and TCP/IP to communicate with HSC systems executing on other hosts.

The SMC HTTP server is a component of SMC that manages inbound TCP/IP transactions from a remote SMC client. Starting and stopping of the HTTP component is controlled with an SMC command. The HTTP component is normally started only on the host where HSC is running. For more information, see *Configuring and Managing SMC* .

VTCS

VTCS, which works as an extension to HSC/SMC, does the following:

- n Influences the allocation of virtual tape drives (VTDs)
- n Manages the use of VTVs
- n Manages the migration and recall of virtual volumes
- n Manages use of real tape media and transports used by VSM.

CDRT

The Concurrent Disaster Recovery Test (CDRT) feature is integrated into ELS and can assist customers in demonstrating their business continuance (Disaster Recovery) plan to satisfy insurance, regulatory or audit requirements by:

- ⁂ Allowing ACS and VSM hardware to be shared between both a disaster recovery site and a production site simultaneously without the purchase of additional ACS or VSM hardware.
- ⁂ Separating a customer-defined portion of existing ACS hardware and tape volume pools for the period of the disaster recovery test to allow concurrent use of ACS hardware.
- ⁂ Supporting a parallel test of customer applications executing simultaneously from a disaster site sharing production data on the separated ACS and/or VSM hardware while concurrently running production processing using production data.
- ⁂ Allows for easily combining separated hardware back into production use at the termination of the disaster recovery test without interruption of normal production processing.

LCM Software

LCM and its interaction with the ELS Mainframe Software is shown in [FIGURE 1-2](#).

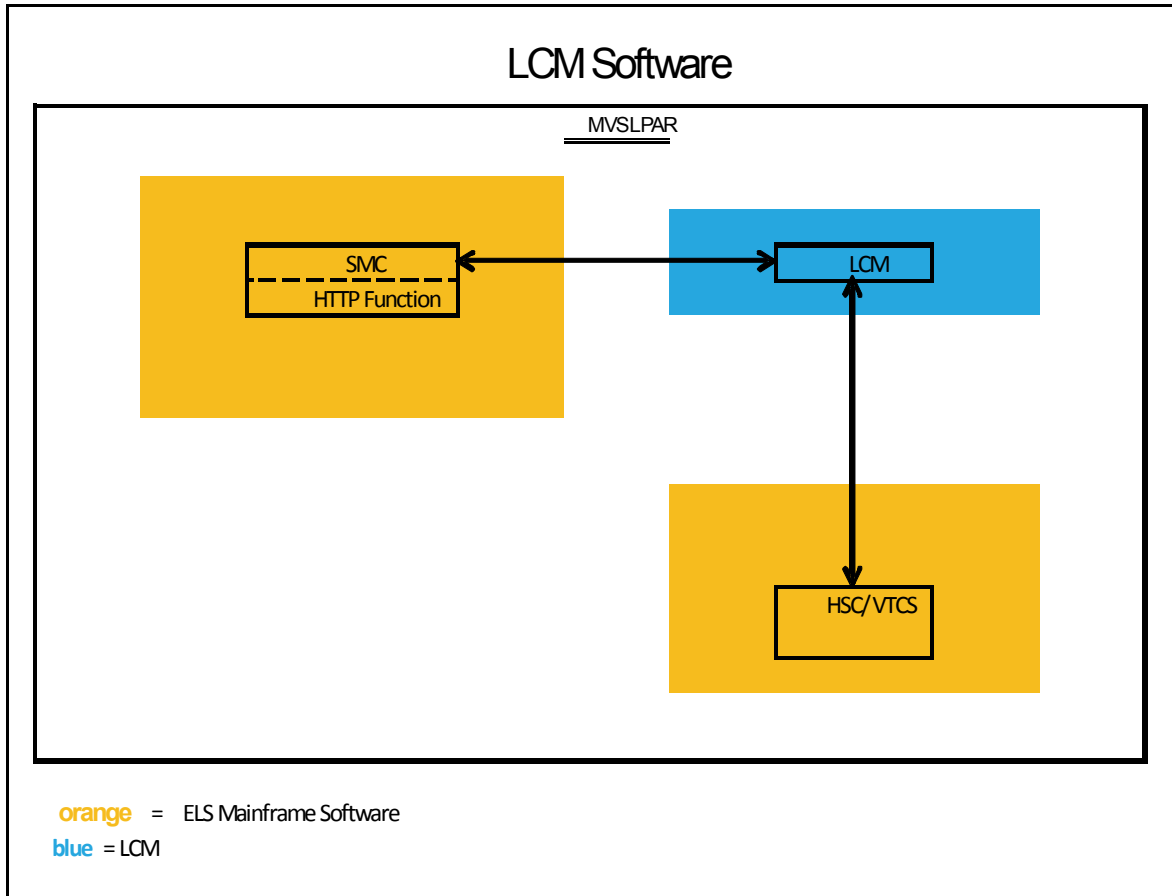


FIGURE 1-2 LCM and the ELS Mainframe Software

Note – LCM is distributed with the ELS software package, but LCM is **optional software** that must be **separately licensed** from the other ELS components.

To help manage your ACS and VSM systems, Library Content Manager (LCM) allows you to efficiently manage ACS contents, VSM resources (MVCs and VTVs), and perform selected VSM operations (such as migration and recall).

For ELS 7.0, LCM is also the management interface for the Offsite Vault Feature, a Disaster Recovery (DR) solution that lets you vault MVCs offsite, vault volumes for Long Term Retention, and manage floor volumes.

ELS Additional Mainframe Software

The ELS Additional Mainframe Software consists of LibraryStation and MVS/CSC as shown in [FIGURE 1-3](#).

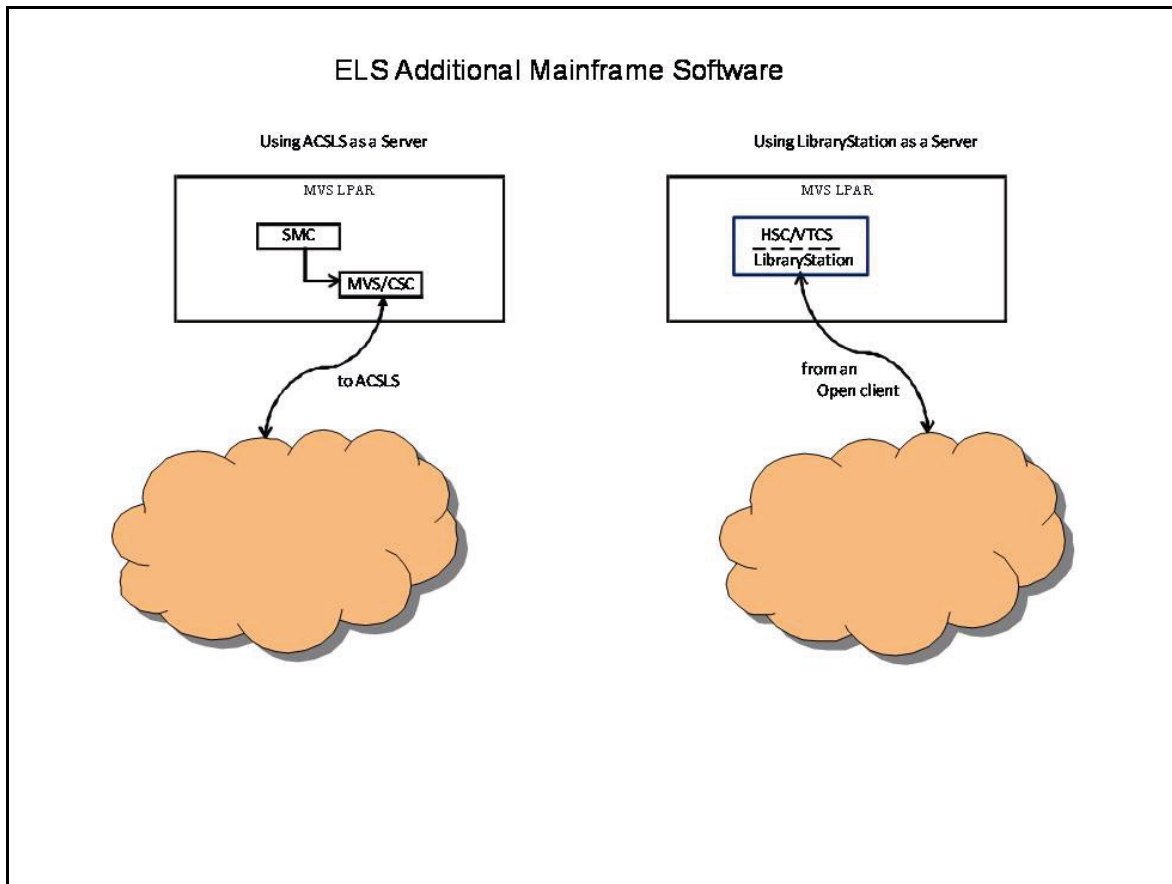


FIGURE 1-3 ELS Additional Mainframe Software

MVS/CSC and LibraryStation

MVS/CSC and LibraryStation are packaged on the ELS distribution media, but are *not* a part of the ELS 7.0 solution nor are they contained within the ELS FMID. MVS/CSC is required when your library resources are managed by ACSLS. LibraryStation is required when using non-MVS clients and HSC.

How Does ELS Work?

How Does SMC Work?

SMC does the following:

1. Influences tape allocation based on policies, and on volume and drive characteristics supplied by HSC/VTCS:

For example, the SMC POLICY command can be used to direct scratch allocations to either real or virtual devices, can select scratch subpools, and can assign a management class name that VTCS uses to manage virtual volumes.

2. Intercepts MVS mount, dismount, and swap messages and directs them to HSC or VTCS for automation.

SMC must execute on every host where tape processing occurs. The ELS server component (HSC/VTCS) may execute on the same z/OS host as the SMC, or may execute on a separate, remote host. When SMC and HSC/VTCS reside on different z/OS hosts, TCP/IP is used to send requests from the client host to the server host. In order to receive HTTP requests from a remote SMC client, the HTTP component must be activated on the SMC executing on the server host.

The SMC client/server feature lets you run SMC only on the client hosts and HSC/VTCS and the HTTP server on one or more server hosts. Using the SMC client/server feature provides the following benefits:

- n **Reduces the number of hosts on which you run HSC/VTCS.** StorageTek recommends that you execute HSC/VTCS on only two hosts (primary and backup). Running HSC/VTCS on fewer hosts reduces CDS contention and eliminates the need to manage multiple MVS syslog files.
- n **Communicates with multiple HSC/VTCS TapePlex systems** representing physically different hardware configurations.
- n **Provides failover capabilities** when an HSC is recycled for maintenance.

How Does HSC Work?

HSC controls the physical tape environment. HSC, responding to requests from SMC, directs an LSM robot or handbot to mount and dismount physical tapes. HSC controls all other physical tape operations as well, including moves, swaps, and so forth. HSC also manages the CDS (Control Data Set) where information about the real and virtual tape environments is stored.

How Does VTCS Work?

Each VTSS provides 64 virtual tape drives (VTDs) for VSM2s and VSM3s, and 256 VTDs for VSM4s and VSM5s. VTDs emulate 3490E devices. VSM uses the VTDs to write data sets to virtual tape volumes (VTVs) on the VTSS. The VTSS storage is provided by a RAID-6+ DASD configuration.

VTCS is the software that controls the VTSS hardware. For example, you specify the VTSS's high and low Automatic Migration Thresholds (AMTs), which control the VTSS space management/VTV migration cycle. Real tape drives (RTDs) write migrated VTVs to physical multi-volume cartridges (MVCs). VTCS controls RTDs (although HSC provides mount and dismount services for MVCs), while HSC controls ACS tape drives that are not allocated to VSM.

If the host requests a mount of a VTV that was migrated to an MVC and is not VTSS-resident, VSM automatically recalls the migrated VTV to the VTSS. [FIGURE 2-1 on page 9](#) shows the VTV migration/recall cycle.

Note – VSM supports dynamic sharing of RTDs between VTSSs. **Note, however, that when VTSSs share RTDs, the VTSSs must have access to all the same hosts.**

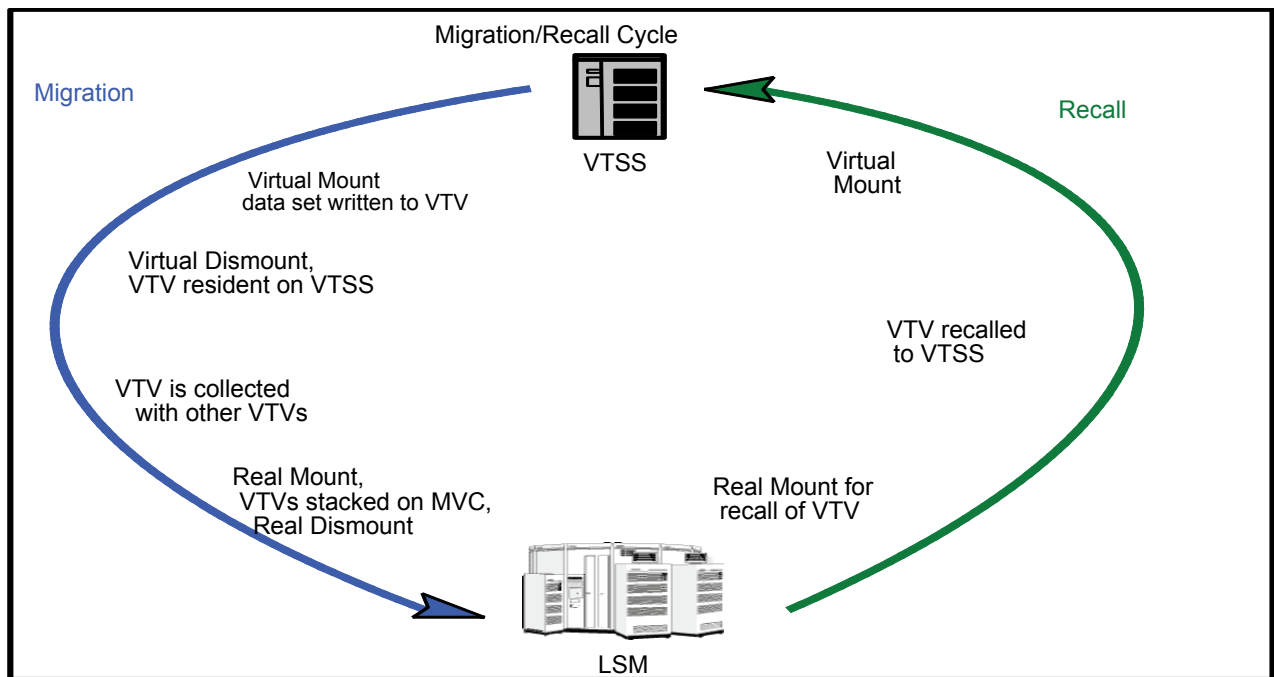


FIGURE 2-1 VTV Migration/Recall Cycle

How Does CDRT Work?

CDRT creates a test copy of the production CDS that is used by the DR hosts and therefore allows two ELS subsystems with two different CDSs to manage the same ACS hardware. The CDS reflects changes in the state of tape cartridges and resources in the ACS hardware. However, during a DR test using CDRT, the two ELS subsystems use two different CDSs, and do not communicate. Thus changes that occur in the production CDS are not reflected in the test CDS copy and visa versa. CDRT acts to segregate the test ACS and VSM hardware from the production ACS and VSM hardware, managing the DR test to ensure the integrity of the production data and minimizing conflicts for tape volumes and ACS hardware resources. Central and fundamental to a successful DR test using CDRT is a valid point-in-time copy of the state of all tape volumes managed by ACS and/or VSM hardware and the ELS subsystem. In a tape volume environment, quite often some of this tape volume state data (metadata) is retained and managed outside of the ELS subsystem and ACS/VSM hardware. Typically, tape volume metadata (i.e. VOLSER, DSN, Expiration date, scratch status, real or virtual designation, etc.) is stored in one or more Tape Management Catalogs (TMCs), one or more z/OS catalogs and the CDS. Ensuring that the state of tape volumes as reflected on host systems is either the same or equivalent on both production hosts and DR hosts, is critical to successful execution of a DR test. This consistency in the state of tape volumes between the production hosts and the DR hosts at the start of the DR test is what allows the parallel processing of customer applications to assist in validating a business continuance plan. The DR test hosts exercise the segregated hardware while production hosts continue using both the non-segregated and segregated ACS hardware.

The DR test hardware is a minimum of one ACS. Optionally, one or more VTSSs may be employed as DR test hardware. The ACS is shared between the production hosts and the DR hosts. The DR hosts have exclusive use of any segregated VTSSs during the DR test. To produce valid point-in-time copies of any TMCs and z/OS catalogs, see the appropriate 3rd party software documentation. At the end of a DR test, all data created from the DR test hosts, including the test copy of the CDS is typically discarded and the segregated hardware is redeployed back to the normal production environment

What Enhancements Does Base ELS 7.0 Offer?

ELS, which is a follow-on to the NCS 6.2 solution, provides the following enhancements:

- n All the elements of ELS are included on the same installation medium. The SMC, HSC, VTCS, HTTP server and CDRT components are all in a single FMID. JES3 and LCM are included on the installation medium but are installed as separate FMIDs.
- n ISPF edit macro for installation samples provide ease of installation.
- n All HSC, VTCS and CDRT utilities can now be executed from the SLUADMIN utility. The previous utility names (SWSADMIN and SWUADMIN) are now alias names of SLUADMIN, so existing JCL does not need to be changed. HSC and VTCS now share a single command set (the VT prefix formerly used for VTCS commands is tolerated but not required).
- n The Offsite Vault Feature is much simpler and easier to use thanks to changes to HSC, VTCS, and LCM, including:
 - n Support for external vaulting of MVCs and “on floor” volumes.
 - n Vaulted volume data maintained centrally in the CDS.
 - n Simplified, automated procedure for selecting and sending volumes to the vault and managing returns from the vault.
- n The HSC VOLPARM and POOLPARM statements and the SET VOLPARM utility provide a single interface for defining and manages scratch pools and volumes of all types (real tape volumes, MVCs, VTVs, and cleaning cartridges).
- n The HTTP server is integrated with SMC, which means one less address space.
- n *SMC pre-validation.* You can use the SMCUSIM utility to issue SMC UUI commands in batch mode. These commands include the SMC **SIMulate** command, which creates a test SMC environment to display changes in “test-only” mode to SMC command settings, tape policies, and allocation user exits. You can pre-validate all SMC commands including TAPEPLEX, SERVER, POLICY and TAPEREQ.

The SMCUSIM utility, working with the **SIMulate** command, produces XML output that can be manipulated as CSV to produce before and after reports to compare how jobs would be processed. You can, therefore, test, fine tune, and verify changes before putting them into a production environment without updating existing SMC clients or HSC servers.

The SMC **POLICY VALIDATE** parameter validates and lists policy information against the current Tapeplex environment. Additional parameters allow you to limit which policies are validated, and whether all results or just warnings and errors are displayed.

- n HSC initialization allows a new parameter, **NOVTCS**, that specifies that VTCS should not be started on a host at HSC initialization. Because all ELS components reside in a single link library, HSC by default attempts to initialize VTCS when it starts up, if there are VTCS CONFIG definitions in the CDS. You can prevent VTCS from initializing on a given host by specifying the NOVTCS parameter.
- n *CDS recovery enhancements.* ELS 7.0 provides new logger service that allows VTCS to record logical transactions that minimize the time required to synchronize the CDS with the VSM subsystem.
- n *CDRT Enhancements.* CDRT, which is now integrated with the base ELS FMID, now allows you to enter volumes into the DR ACS during testing. In addition, using new scratch subpool definitions, you can scratch volumes in subpools designated as DR test subpools. The **DISPLAY** command is also enhanced to display DR test status.
- n *Greater control of VTV migrations.* You can:
 - n Specify to defer migration after VTV dismount for a specified time or indefinitely. Each migrated copy can be controlled separately.
 - n Preference migration to a DR location.
 - n Specify an MVC mount timeout interval.
 - n Control VTV auto-migration VTV selection by preferencing VTVs that have reached a specified age.
- n *Extended Clustering.* Clustering is no longer limited to 2VTSSs. You can now cluster 3 or more VTSSs in a many to one or many to many configuration.
- n *Cross-TapePlex Replication.* Extended Clustering and the EEXPORT facility now allow you to replicate VTVs across TapePlexes. Once the VTVs arrive at the target site, they are then migrated to MVCs, a solution that provides all the benefits of a physical export but does so electronically.
- n *Control mounting of non-library resident MVCs by function:*
 - n Drain/Reclaim
 - n Migration
 - n Recall
- n *Enhanced MVC Pool reporting:*
 - n You can now specify reporting by Storage Class on the MVC Pool report and **DISPLAY MVCPOOL**.
 - n Reports now recognize MVCs ejected from library. Library/Non-Library counts are now current.
- n *VOLSAFE support for MVCs.* You can now mark an MVC Pool as non-reclaimable and there is no re-try on a failed migrate MVC from the pool.
- n *MVCMAINT utility enhancements.* When a MVC has incurred a data check or has come to the end of its useful life, typically you physically replace the cartridge. However, you may be using information stored in the MVC record (for example, number of times mounted) to track usage for operations such as media scrubbing or to plan for media replacement. Therefore, when you replace an MVC, you may want to reset the fields in the MVC record in the CDS. You can now reset these fields via the **MVCMAINT REPLACED** parameter

Also note that the following SPEs have been rolled up into ELS 7.0:

- n *Support for new libraries and transports,* including the SL3000 library and T10000B and T9840D transports.
- n *Software feature/function,* including synchronous replication, stacked migrations, support for up to 32 RTDs, and support for 4 RTDs/CLINKs per FICON port.

How Do I Find Out More About ELS 7.0?

Now that you have an overview of ELS 7.0 and what it can do, what's next? The following tables describe the rest of the ELS information set by title and contents.

TABLE 4-1 ELS Solution Books

This book...	...contains the following information...
<i>Introducing ELS</i> (this book)	Overview of the entire ELS 7.0 solution.
<i>Installing ELS</i>	Installing all ELS 7.0 mainframe software.
<i>ELS Command, Control Statement, and Utility Reference</i>	A single, common reference for HSC, SMC, and VTCS.
<i>ELS Quick Reference</i>	A single, common quick reference for HSC, SMC, and VTCS.
<i>ELS Programming Reference</i>	Other programming interfaces besides commands, control statements, and utilities, including the Significant Event Notification Facility, HSC LOGREC records, all SMF records, HSC User Exits 6, 14 and 15, and HSC LIBGEN macros. Also information on writing programs to the ELS Unified User Interface (UUI) and using the UUI to produce XML or CSV output of ELS commands and utilities.
<i>ELS Legacy Interfaces Reference</i>	Interfaces that are still supported for ELS 7.0 but whose use is <i>strongly deprecated</i> ; to include but not limited to all other User Exits, HSC PGMI, HSC Batch API, old TAPEREQ format, old DFSMS interface information.
<i>ELS Messages and Codes</i>	A single, common messages and codes for HSC, SMC, and VTCS.
<i>ELS Disaster Recovery and Offsite Data Management Guide</i>	Using ELS for Disaster Recovery (DR) and managing offsite data.

TABLE 4-2 HSC/SMC/VTCS Books

This book...	...contains the following information...
<i>Configuring HSC and VTCS</i>	How to configure these components for both new and existing customer sites.
<i>Managing HSC and VTCS</i>	Managing HSC, including an overview of HSC management tools and periodic and as-needed management tasks. Managing VTCS, including an overview of VTCS management tools, periodic and as-needed management tasks, and finding and fixing VTCS problems. This book also unlocks the value add in your VSM system through discussions of Management Class and Storage class basics and implementation scenarios.
<i>Configuring and Managing SMC</i>	Configuring and managing SMC, including implementing and managing device allocation, Tapeplexes, and storage policies.

TABLE 4-3 LCM Books

This book...	...contains the following information...
<i>LCM User's Guide</i>	Using LCM to manage your ACS and VSM resources and processes.
<i>LCM Quick Reference</i>	
<i>LCM Messages and Codes</i>	

TABLE 4-4 LibraryStation Books

This book...	...contains the following information...
<i>LibraryStation Configuration and Administration Guide</i>	Configuring and administering this product. For more information, see “MVS/CSC and LibraryStation” on page 6 .

TABLE 4-5 MVS/CSC Books

This book...	...contains the following information...
<i>MVS/CSC Configuration Guide</i>	Configuring and administering this product. For more information, see “MVS/CSC and LibraryStation” on page 6 .
<i>MVS/CSC Messages and Codes</i>	
<i>MVS/CSC Operator's Guide</i>	
<i>MVS/CSC System Programmer's Guide</i>	
<i>MVS/CSC Quick Reference</i>	

ELS Terminology

The following table describes the terms and abbreviations associated with ELS.

TABLE A-1 ELS Terms and Acronyms

Term	Description
ACS	(1) StorageTek's Automatic Cartridge System. (2) A multi-LSM configuration.
ACS routine	An SMS term, referring to automatic class selection routine. Not to be confused with the HSC term, ACS, referring to Automatic Cartridge System.
ACSLs	ACSLs (Automated Cartridge System Library Software) enables Automated Tape Libraries to be shared in a heterogeneous environment and functions as the central service provider for library operations in a open-systems environment.
AMT	Automatic migration threshold. AMT values are user-defined percentage values that determine when virtual tape volume migration begins and ends. VTV migration begins when the VTSS buffer reaches the high AMT and ends when the buffer reaches or falls below the low AMT. These thresholds apply to all VTSSs.
CAP	An assembly that allows several cartridges to be inserted into or ejected from an LSM without human entry into the LSM.
CDS	Control data set. The HSC database. In addition to the current information in the CDS, VSM keeps all its persistent data in the CDS as well.

TABLE A-1 ELS Terms and Acronyms

Clustered VTSS Configuration	<p>A configuration that consists of a Primary VTSS and a Secondary VTSS connected by one or more Nearlink connections (cluster links).</p> <p>You can use the MGMTclas statement REPLICAT parameter (which requires the Advanced Management Feature) to direct the Primary VTSS to replicate (copy) a VTV to the Secondary VTSS via a cluster link. If the Primary VTSS becomes unavailable, you can use the VT VARY VTSS command to vary it offline to VTCS. You then vary the Secondary VTSS's VTDs online to MVS to continue the workload. The Secondary, therefore, acts as a "warm standby" to the Primary VTSS.</p>
DBU	Disk buffer utilization. The ratio of used to total VTSS buffer capacity.
HSC	Sun StorageTek Host Software Component.
HSM	Hierarchical Storage Manager.
LMU	A Library Management Unit that controls one or more LSMs.
LSM	A Library Storage Module that contains storage cells for cartridges, drive panels, and CAPs.
Migration	<p>The movement of data from the VTSS to the RTD where VTVs are stacked onto MVCs. Migration is initiated by VSM when high AMT levels are reached. VTVs are selected for migration based on use and size: the least recently used and the largest VTVs are selected first. VSM provides the ability to migrate VTVs on demand and to migrate multiple copies of the VTV.</p>
MVC	Multi-volume cartridge. The physical cartridge in the LSM that contains one or more VTVs or no VTVs, but has been identified as a volume that can be selected for VTV stacking. This data is stored in the CDS.
Recall	The movement of VTVs back to the VTSS from the MVC. VSM provides the ability to recall VTVs on demand.
Reclaim	Refers to MVC space reclamation. VTCS uses the amount of fragmented free space on the MVC and the amount of VTV data that would have to be moved to determine if space reclamation is justified. VSM provides the ability to reclaim MVCs on demand.
RTD	Real Tape Drive. The physical transport controlled by VSM/HSC. The transport has a data path to a VTSS and may optionally have a data path to MVS or to another VTSS.

TABLE A-1 ELS Terms and Acronyms

SMC	Sun StorageTek Storage Management Component, which is the interface between IBM's z/OS operating systems and HSC and MVS/CSC.
SMS	System Managed Storage
TMM	Tape Mount Management
VSM	Virtual Storage Manager. A storage solution that virtualizes volumes and transports in a VTSS buffer in order to improve media and transport use. The hardware includes VTSS, which is the disk buffer, and RTDs. The software includes VTCS, an HSC-based host software, and VTSS microcode.
VTCS	Virtual Tape Control System. The primary host software that controls activity and information about VTSSs, VTVs, RTDs, and MVCs. This software operates in the same address space from HSC, and communicates closely with HSC.
VTD	Virtual Tape Drive. A transport in the VTSS that emulates a physical 3490E to MVS. The data written to a VTD is really being written to disk. The VTSS has 64 VTDs that do virtual mounts of VTVs.
VTSS	Virtual Tape Storage Subsystem. The disk buffer containing virtual volumes and transports. The VTSS is a StorageTek RAID 6+ hardware device with microcode that enables emulation of 32 or 64 transports. The RAID device can read and write "tape" data from/to disk, and can read and write the data from/to an RTD.
VTV	Virtual Tape Volume. The "cartridge" whose volume number is known to the MVS catalog and the TMS (Tape Management System) as a tape data set.

