



Sun StorageTek™ Client System Component for MVS Environments

Syntax Quick Reference

Revision: AA
Version: 7.0



Sun StorageTek™ Client System Component for MVS Environments

Syntax Quick Reference

Version 7.0

Sun Microsystems, Inc.
www.sun.com

April, 2009
Rev. AA

Copyright © 2009 Sun Microsystems, Inc., 4150 Network Circle, Santa Clara, California 95054, U.S.A. All rights reserved.

U.S. Government Rights - Commercial software. Government users are subject to the Sun Microsystems, Inc. standard license agreement and applicable provisions of the FAR and its supplements.

Sun, Sun Microsystems, the Sun logo and Sun StorageTek are trademarks or registered trademarks of Sun Microsystems, Inc. in the U.S. and other countries.

UNIX is a registered trademark in the U.S. and other countries, exclusively licensed through X/Open Company, Ltd.

Products covered by and information contained in this service manual are controlled by U.S. Export Control laws and may be subject to the export or import laws in other countries. Nuclear, missile, chemical biological weapons or nuclear maritime end uses or end users, whether direct or indirect, are strictly prohibited. Export or reexport to countries subject to U.S. embargo or to entities identified on U.S. export exclusion lists, including, but not limited to, the denied persons and specially designated nationals lists is strictly prohibited.

DOCUMENTATION IS PROVIDED "AS IS" AND ALL EXPRESS OR IMPLIED CONDITIONS, REPRESENTATIONS AND WARRANTIES, INCLUDING ANY IMPLIED WARRANTY OF MERCHANTABILITY, FITNESS FOR A PARTICULAR PURPOSE OR NON-INFRINGEMENT, ARE DISCLAIMED, EXCEPT TO THE EXTENT THAT SUCH DISCLAIMERS ARE HELD TO BE LEGALLY INVALID.

Copyright © 2009 Sun Microsystems, Inc., 4150 Network Circle, Santa Clara, California 95054, Etats-Unis. Tous droits réservés.

Sun, Sun Microsystems, le logo Sun et Sun StorageTek sont des marques de fabrique ou des marques déposées de Sun Microsystems, Inc. aux Etats-Unis et dans d'autres pays.

UNIX est une marque déposée aux Etats-Unis et dans d'autres pays et licenciée exclusivement par X/Open Company, Ltd.

see above Les produits qui font l'objet de ce manuel d'entretien et les informations qu'il contient sont regis par la legislation americaine en matiere de controle des exportations et peuvent etre soumis au droit d'autres pays dans le domaine des exportations et importations. Les utilisations finales, ou utilisateurs finaux, pour des armes nucleaires, des missiles, des armes biologiques et chimiques ou du nucleaire maritime, directement ou indirectement, sont strictement interdites. Les exportations ou reexportations vers des pays sous embargo des Etats-Unis, ou vers des entites figurant sur les listes d'exclusion d'exportation americaines, y compris, mais de maniere non exclusive, la liste de personnes qui font objet d'un ordre de ne pas participer, d'une facon directe ou indirecte, aux exportations des produits ou des services qui sont regi par la legislation americaine en matiere de controle des exportations et la liste de ressortissants specifiquement designes, sont rigoureusement interdites.

LA DOCUMENTATION EST FOURNIE "EN L'ETAT" ET TOUTES AUTRES CONDITIONS, DECLARATIONS ET GARANTIES EXPRESSES OU TACITES SONT FORMELLEMENT EXCLUES, DANS LA MESURE AUTORISEE PAR LA LOI APPLICABLE, Y COMPRIS NOTAMMENT TOUTE GARANTIE IMPLICITE RELATIVE A LA QUALITE MARCHANDE, A L'APTITUDE A UNE UTILISATION PARTICULIERE OU A L'ABSENCE DE CONTREFACON.



Please
Recycle



Contents

Contents iii

Preface v

Purpose v

Audience v

Organization vi

Related Publications vii

Contact Us vii

Conventions for Reader Usability viii

Additional Information xiv

1. Operator Command Syntax 1

ALTer 1

Display 1

LlSt 2

LKEYDEF 2

LOad 2

LOG 3

MODify 3

RESYNCh 3

Trace 3

2. Startup Parameter Syntax 5

Common Startup Parameters 5

 COMPRfx 5

 ENQname 5

LIBDev	5
LIBUnit	6
LKEYDEF	6
LOG	6
MSGcase	6
SCRLabl	6
SERVer	7
TRACDest	7
TRACE	7
UNITMAP	7
USERdata	7
Communication Startup Parameters	8
ALOCtime	8
COMM	8
INTERNET	8
PORT	8
REQTime	8
RETCOUNT	9
RETime	9
SYMDESTN	9
TCPName	9
VAPLnam	9
3. Control Statement Syntax	11
LKEYINFO	11
OPTion TITLE	11
4. Utility Syntax	13
Configuration Verification (CONFigv)	13
Event Log (LOGRpt)	13
Scratch Update (SCRAtch and UNSCratch)	14

Preface

Purpose

This summary contains frequently used syntax information associated with Sun StorageTek™ Client System Component for MVS Environments (MVS/CSC) software.

Use this summary as a memory aid. We assume that you are an experienced user who has worked with these products at the operator level. With this in mind, explanatory text has been kept to a minimum.

This summary supplements existing MVS/CSC documentation. For more detailed information about a topic, refer to the following publications:

- *MVS/CSC Configuration Guide*
- *MVS/CSC Operator's Guide*
- *MVS/CSC System Programmer's Guide*

Audience

This guide is intended for storage administrators, system programmers and operators responsible for configuring and maintaining MVS/CSC software at their site.

Organization

This publication is organized as follows:

- [Chapter 1, “Operator Command Syntax”](#) includes syntax for MVS/CSC operator commands.
- [Chapter 2, “Startup Parameter Syntax”](#) includes syntax for MVS/CSC startup parameters.
- [Chapter 3, “Control Statement Syntax”](#) includes syntax for MVS/CSC control statements.
- [Chapter 4, “Utility Syntax”](#) includes syntax for MVS/CSC utilities.

Related Publications

Sun StorageTek™ Enterprise Library Software (ELS)

- *Introducing ELS*
- *Installing ELS*
- *ELS Command, Control Statement, and Utility Reference*
- *ELS Syntax Quick Reference*
- *ELS Messages and Codes*
- *ELS Programming Reference*
- *ELS Legacy Interfaces Reference*
- *Configuring HSC and VTCS*
- *Managing HSC and VTCS*
- *Configuring and Managing SMC*
- *ELS Disaster Recovery and Offsite Data Management Guide*

Sun StorageTek™ Client System Component for MVS Environments (MVS/CSC)

- *Configuration Guide*
- *Operator's Guide*
- *System Programmer's Guide*
- *Messages and Codes Guide*

Sun StorageTek™ Automated Cartridge System Library Software (ACSL) Publications for the UNIX-Based LCS

- *ACSL Installation, Configuration and Administration Guide*
- *ACSL Messages*
- *ACSL Reference*

Contact Us

Sun welcomes your feedback.

Visit the Sun Documentation site at <http://docs.sun.com> and click on the FEEDBACK link at the bottom right of the screen to access the Opinion Lab feedback system.

Conventions for Reader Usability

Typographic

Some JCL examples in this guide include *italic* type. Italic type is used to indicate a variable. You must substitute an actual value for these variables.

The use of mixed upper and lower case characters for commands, control statements, and parameters indicates that lower case letters may be omitted to form abbreviations. For example, you may simply enter POL when executing the POLicy command.

Alert Messages

Alert messages call your attention to information that is especially important or that has a unique relationship to the main text or graphic.

Warning – Information necessary to keep you from damaging your hardware or software.

Caution – Information necessary to keep you from corrupting your data.

Tip – Information that can be used to shorten or simplify your task or they may simply be used as a reminder.

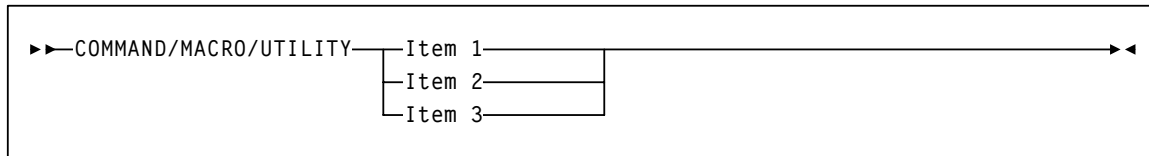
Note – Information that may be of special interest to you. Notes are also used to point out exceptions to rules or procedures.

Syntax Flow Diagrams

Syntax flow diagramming conventions include the following:


Flow Lines

Syntax diagrams consist of a horizontal base line, horizontal and vertical branch lines, and the text for a command, control statement, macro, or utility. Diagrams are read left to right, and top to bottom. Arrows indicate flow and direction.




Single Required Choice

Branch lines (without repeat arrows) indicate that a single choice must be made. If one of the items to choose from is positioned on the baseline of the diagram, one item must be selected.




Single Optional Choice

If the first item is positioned on the line below the baseline, one item may be optionally selected.

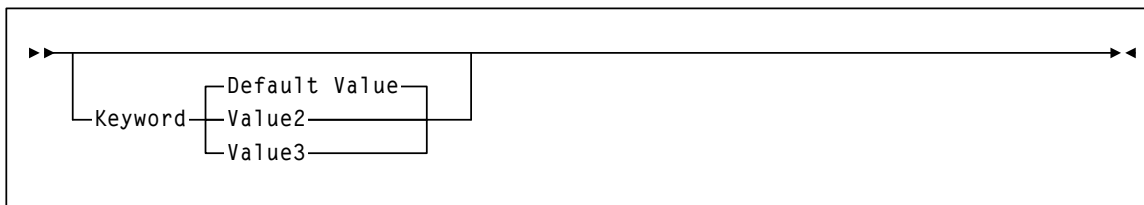


Defaults

Default values and parameters appear above the baseline.




Some keyword parameters provide a choice of values in a stack. When the stack contains a default value, the keyword and the value choices are placed below the baseline to indicate that they are optional, and the default value appears above the keyword line.



Repeat Symbol

A repeat symbol indicates that more than one choice can be made or that a single choice can be made more than once. The following example indicates that a comma is required as the repeat delimiter.



Keywords

All command keywords are shown in all upper case or in mixed case. When commands are not case sensitive, mixed case implies that the lowercase letters may be omitted to form an abbreviation.

Variables

Italic type is used to indicate a variable.

Alternatives

A bar (|) is used to separate alternative parameter values.

Optional

Brackets [] are used to indicate that a command parameter is optional.

Delimiters

If a comma (,), a semicolon (;), or other delimiter is shown with an element of the syntax diagram, it must be entered as part of the statement.

All keywords are shown in uppercase or in mixed case. When keywords are not case sensitive, mixed case implies that the lowercase letters may be omitted to form an abbreviation.

Ranges

An inclusive range is indicated by a pair of elements of the same length and data type, joined by a dash. The first element must be strictly less than the second element.

A hexadecimal range consists of a pair of hexadecimal numbers (for example, 0A2-0AD, or 000-0FC).

A decimal range consists of a pair of decimal numbers (i.e., 1-9, or 010-094). Leading zeros are not required. The decimal portion is referred to as an incremental range. The character positions of the incremental portion of both range elements must match, and the nonincremental characters of the first element must be identical to those of the second element.

A numeric VOLSER range (*vol-range*) consists of a pair of VOLSER elements containing a decimal numeric portion of 1 to 6 digits (for example, ABC012-ABC025, or X123CB-X277CB). The decimal portion is referred to as an incremental range. The following additional restrictions apply:

- The character positions of the incremental portion of both range elements must match.
- The nonincremental characters of the first element must be identical to those of the second element.
- You cannot increment two portions of a range element. If 111AA△ is the first element, you cannot specify 112AAB for the second element.
- If a VOLSER range contains more than one decimal portion, any portion is valid as the incremental range. For example:

A00B00	the largest range that can be specified is A00B00 through A99B99.
A0B0CC	the largest range that can be specified is A0B0CC through A9B9CC.
000XXX	the largest range that can be specified is 000XXX through 999XXX.

An alphabetic VOLSER range (*vol-range*) consists of a pair of VOLSER elements containing an incremental portion of 1 to 6 characters (for example, 000~~AAA~~-000~~ZZZ~~, or 9~~AAA~~55-9~~ZZZ~~55). This portion is referred to as an incremental range. The following additional restrictions apply:

- The character positions of the incremental portion of both range elements must match.
- The nonincremental characters of the first element must be identical to those of the second element.
- You cannot increment two portions of a range element. If 111~~AAA~~ is the first element, you cannot specify 112~~AAB~~ for the second element.
- The alphabetic portion of the VOLSER range is defined as being from character A to Z. To increment multi-character sequences, each character increments to Z. For instance, ACZ is part of the AAA-AMM range. Examples are:

A00A0-A99A0	increments VOLSERs A00A0 through A09A0, then A10A0 through A99A0.
9AA9A-9ZZ9A	increments VOLSERs 9AA9A through 9AZ9A, then 9BA9A through 9ZZ9A.
111 AAA -111 ZZZ	increments VOLSERs 111AAA through 111AAZ, then 111ABA through 111ZZZ
999 AM 8-999 CM 8	increments VOLSERs 999AM8 through 999AZ8, then 999BA8 through 999CM8
A3BZZ9-A3CDE9	increments VOLSERs A3BZZ9 through A3CAA9, then A3CAB9 through A3CDE9
AAAAAA - AAACCC	increments VOLSERs AAAAAA through AAAAAZ, then AAAABA through AAACCC
CCCN NNN- DDDN NNN	increments VOLSERs CCCNNN through CCCNNZ, then CCCNOA through DDDNNN *

* **Caution:** This is a very large range.

The number of volumes in an alphabetic VOLSER range depends on the number of elements in the incrementing portion of the VOLSER range. For an A to Z range in each character position, the number of volumes can be calculated by 26 to the power of the number of positions that are being incremented.

A-Z	26 ¹	26
AA-ZZ	26 ²	676
AAA-ZZZ	26 ³	17,576
AAAA-ZZZZ	26 ⁴	456,976
AAAAA-ZZZZZ	26 ⁵	11,881,376
AAAAAA-ZZZZZZ	26 ⁶	308,915,776

Lists

A list consists of one or more elements. If more than one element is specified, the elements must be separated by a comma or a blank space, and the entire list must be enclosed in parentheses.

Blanks

Keyword parameters and values may be separated by any number of blanks.

Control Statements

The standard syntax conventions for control statements are as follows:

- The only valid control statement information area is from column 1 to column 72. Columns 73-80 are ignored.
- Parameters may be separated by one or more blanks or a comma.
- A value is associated with a parameter by an equal (=) sign or by enclosing the value in parentheses, and concatenating it immediately after the parameter.
- Case (upper or lower) is ignored in actual control statements.
- Continuations are supported by including a plus (+) sign at the end of the line to be continued.
- /* and */ can be used to enclose comments in the job stream. Comments can be continued over multiple lines, but cannot be nested.
- The maximum length for a control statement is 1024 characters.

Additional Information

Sun Microsystems, Inc. (Sun) offers several methods for you to obtain additional information.

Sun's External Web Site

Sun's external Web site provides marketing, product, event, corporate, and service information. The external Web site is accessible to anyone with a Web browser and an Internet connection.

The URL for the Sun external Web site is: <http://www.sun.com>

The URL for Sun StorageTek™ brand-specific information is:
<http://www.sun.com/storagetek>

Product Publications

The Sun Documentation Web site provides online access to Sun product publications:

<http://docs.sun.com>

Partners Site

The Sun Partners site is a web site for partners with a Sun Partner Agreement. This site provides information about products, services, customer support, upcoming events, training programs, and sales tools to support partners. Access to this site, beyond the Partners Login page, is restricted. On the Partners Login page, Sun employees and current partners who do not have access can request a login ID and password and prospective partners can apply to become Sun StorageTek resellers.

The URL for partners with a Sun Partner Agreement is:
<http://www.sun.com/partners/>

Third-Party Web Sites

Sun is not responsible for the availability of third-party web sites mentioned in this document. Sun does not endorse and is not responsible or liable for any content, advertising, products, or other materials that are available on or through such sites or resources. Sun will not be responsible or liable for any actual or alleged damage or loss caused by or in connection with the use of or reliance on any such content, goods, or services that are available on or through such sites or resources.

Customer Support

Customer support is available 24 hours a day, seven days a week, to customers with Sun or StorageTek maintenance contracts and to Sun employees. The URL for Sun StorageTek™ support is:


<http://www.sun.com/storagetek/support>


Customer-initiated Maintenance

Customer-initiated maintenance begins with a telephone call from you to Sun Microsystems StorageTek Support. You receive immediate attention from qualified Sun personnel, who record problem information and respond with the appropriate level of support.

To contact Sun Microsystems StorageTek Support about a problem:

1. Use the telephone and call:

 **800.872.4786 (1.800.USA.4SUN)** (inside the United States)

 **800.722.4786** (Canada)

For international locations, go to

<http://www.sun.com/service/contacting/solution.html>

for the appropriate telephone number

2. Describe the problem to the call taker. The call taker will ask several questions and will either route your call to or dispatch a support representative.

If you have the following information when you place a service call, the process will be much easier:

Account name	<hr/>
Site location number	<hr/>
Contact name	<hr/>
Telephone number	<hr/>
Equipment model number	<hr/>
Device address	<hr/>
Device serial number (if known)	<hr/>
Urgency of problem	<hr/>
Fault Symptom Code (FSC)	<hr/>
Problem description	<hr/>
	<hr/>
	<hr/>
	<hr/>

Sun's Worldwide Offices

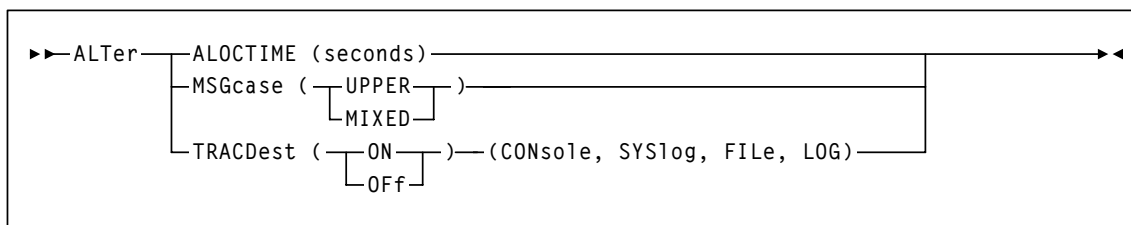
You may contact any of Sun's worldwide offices to discuss complete storage, service, and support solutions for your organization. You can find address and telephone number information on Sun's external Web site at:

<http://www.sun.com/worldwide/>

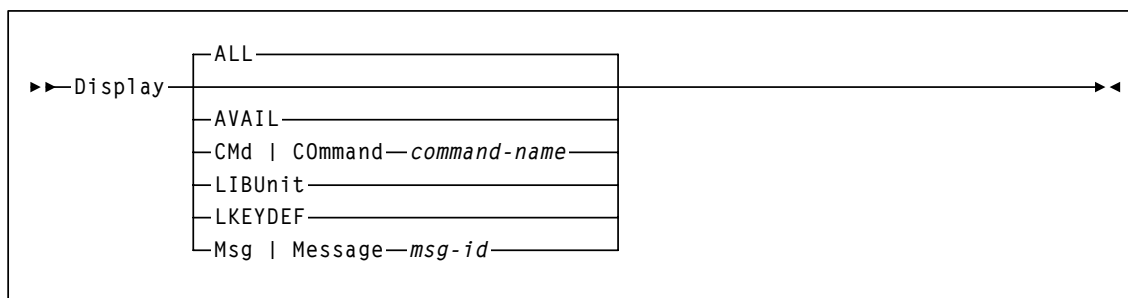
Operator Command Syntax

This chapter contains syntax for MVS/CSC operator commands. Refer to the *MVS/CSC Operator's Guide* for more information about these commands.


ALTer



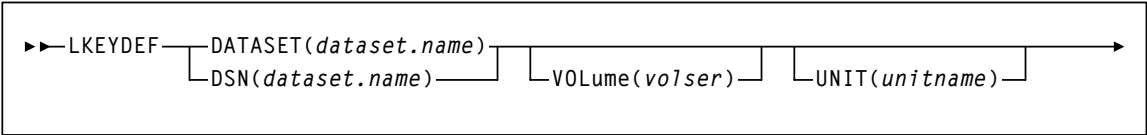
Display



List




LKEYDEF



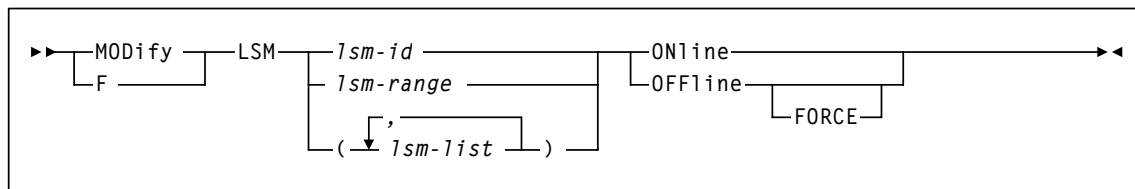
LOad




LOG



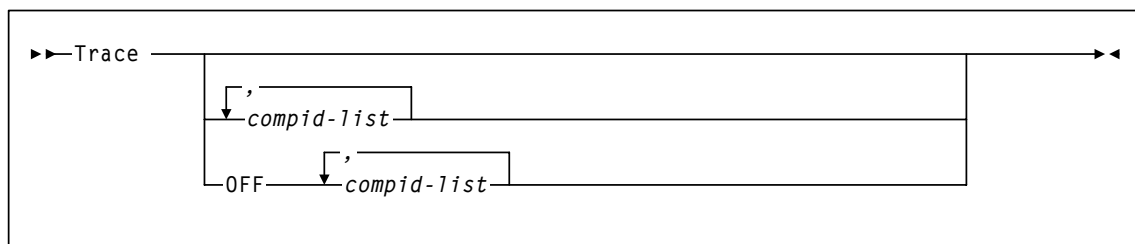
MODify



RESYNCh



Trace

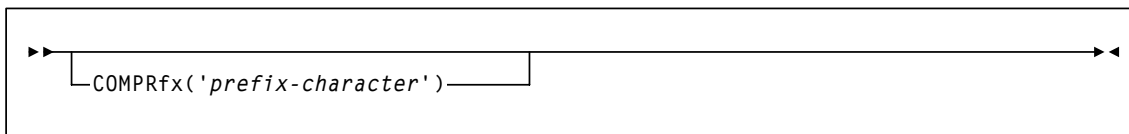


Startup Parameter Syntax


This chapter contains MVS/CSC startup parameter syntax. Refer to the *MVS/CSC Configuration Guide* for more information about these startup parameters.

Common Startup Parameters


COMPRfx




ENQname



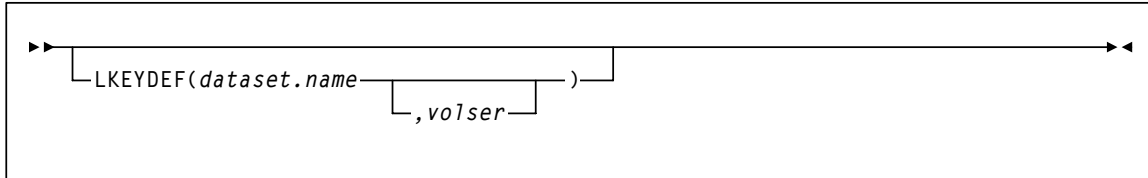
LIBDev




LIBUnit




LKEYDEF




LOG




MSGcase




SCRLab1




SERVer



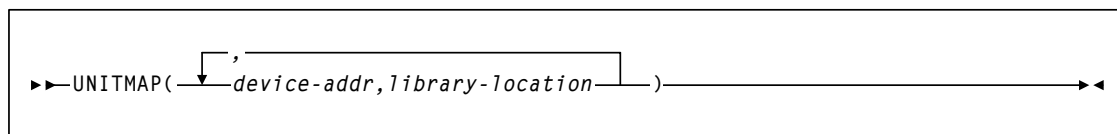
TRACDest




TRACE



UNITMAP




USERdata




Communication Startup Parameters

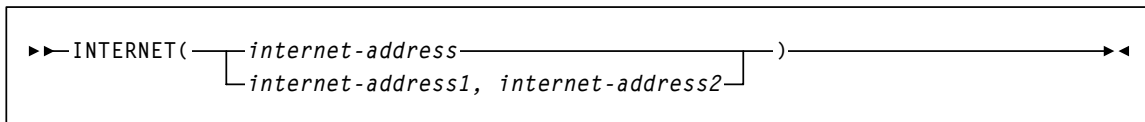
ALOCTime



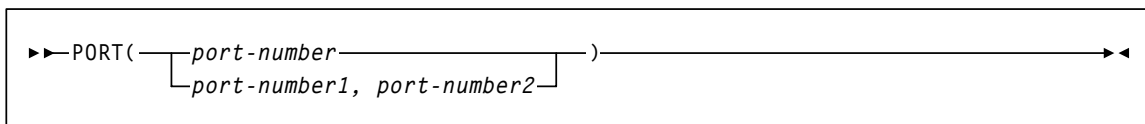
COMM




INTERNET




PORT




REQTime




RETCount




RETime




SYMDESTN



TCPName



VAPLnam



Control Statement Syntax

This section contains MVS/CSC control statement syntax. Refer to the *MVS/CSC Configuration Guide* for more information about these control statements.

LKEYINFO

```
▶▶LKEYINFO—PRODuct(product_identifier)—CUSTomer('customer_name')————→  
◀—SITEno(nnnnnnn)—EXPRdate(yyyyddd)—KEY(license_key_string)————→◀
```


OPTion TITLE

```
▶▶OPTion—TITLE(identifying-string)————→◀
```

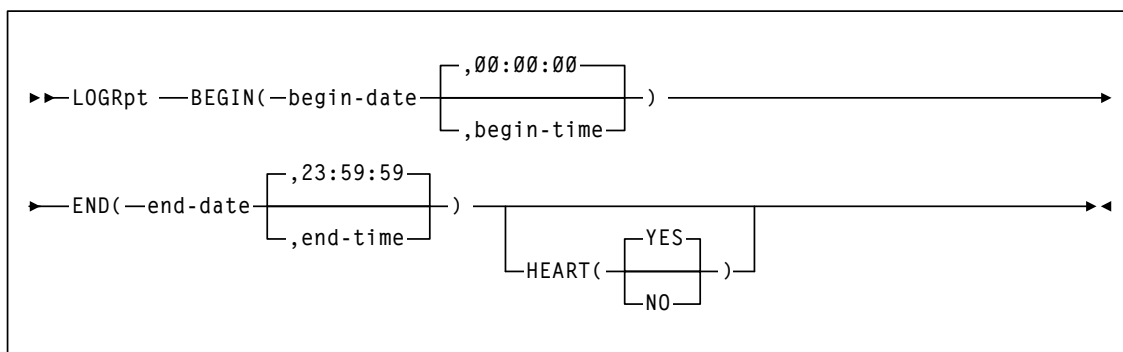

Utility Syntax

This chapter contains MVS/CSC utility syntax. Refer to the *MVS/CSC Configuration Guide* for more information about these utilities.

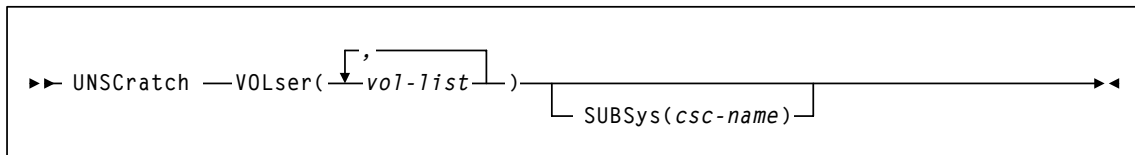
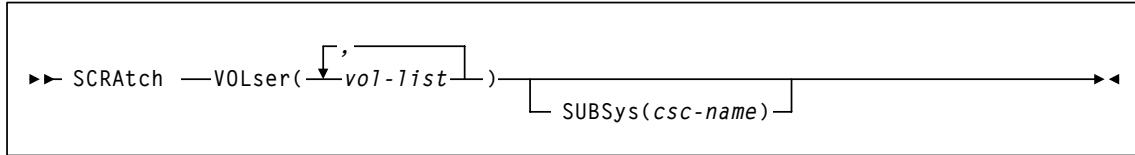
Configuration Verification (CONFigv)



Event Log (LOGRpt)



Scratch Update (SCRAtch and UNSCratch)



Sun Microsystems, Inc. 4150 Network Circle, Santa Clara, CA 95054 USA Phone 1-650-960-1300 or 1-800-555-9SUN Web sun.com



ARGENTINA: 5411-4317-5636 • AUSTRALIA: 1-800-550-786 • AUSTRIA: 43-1-601-26-0 • BALKANS: 301-6188-111 • BELGIUM: 32-2-704 89 83 • BRAZIL: 55-11-51872100 • BRUNEI: 65-216-8333 • CANADA: 1-800-422-8020 (GENERAL); 416-964-2001 (LEARNING MANAGEMENT SYSTEM SALES, TORONTO) • CHILE: 562-372-4500 • COLOMBIA: 571-629-2323
CZECH REPUBLIC: 420-2-330093111 • DENMARK: 45 4556 5040 • EGYPT: 00 202 570 9442 • FINLAND: 358-9-525-561 • FRANCE: 33-1-41-33-17-17 • GERMANY: 49-89-460-08-2788 • GREECE: 30-01-6188101 • HONG KONG: 852-2877-7077 • HUNGARY: 361-202-4415 • INDIA: 91-80-229-8989 • INDONESIA: 65-216-8333 • IRELAND: 353-1-668-4377
ISRAEL: 972-9-9710500 • ITALY: 39-02-9259511 • JAPAN: 81-3-5779-1820 • KOREA: 82-2-3453-6602 • MALAYSIA: 603-2116-1887 • MIDDLE EAST: 00 9714 3366333 • MEXICO: 525-261-0344 • NETHERLANDS: 31-33-4515200 • NEW ZEALAND: 0800-786-338 • NORTH WEST AFRICA: 00 9714 3366333 • NORWAY: FROM NORWAY: 47-22023950, To NORWAY: 47-23369650 • PAKISTAN: 00-9714-3366333 • PEOPLE'S REPUBLIC OF CHINA: 8610-6803-5588 • PHILIPPINES: 632-885-7867 • POLAND: 48-22-8747848 • PORTUGAL: 351-21-413-4000 • RUSSIA: 7-095-935-8411 • SAUDI ARABIA: 00 9714 3366333 • SINGAPORE: 65-216-8300 • SOUTH AFRICA: 27-11-256-6300 • SPAIN: 34-902-210-412 • SRI LANKA: 65-2168333 • SWEDEN: 46-8-631 22 00 • SWITZERLAND: 41-1-908-90-50 (GERMAN) 41-22-999-0444 (FRENCH) • TAIWAN: 886-2-25185735 • THAILAND: 662-344-6855 • TURKEY: 90 212 335 22 00 • UNITED KINGDOM: 44-1276-416-520 • UNITED STATES: 1-800-422-8020 • VENEZUELA: 582-905-3800 • VIETNAM: 65-216-8333 • WORLDWIDE
HEADQUARTERS: 1-650-960-1300

SUN™ THE NETWORK IS THE COMPUTER ©2006 Sun Microsystems, Inc. All rights reserved. Sun, Sun Microsystems, and the Sun logo are trademarks or registered trademarks of Sun Microsystems, Inc. in the United States and other countries.