

Sun Blade™ 2000 and SunPCi™ III Cards: Installing the Required Card Guide

To safely use a SunPCi™ III card with a Sun Blade™ 2000 system, you must install a special card guide to secure the SunPCi III card properly into place. This document describes how to install the card guide properly to secure the SunPCi III card.

Note – This process is only required if you install the SunPCi III card yourself. If the SunPCi III card was preinstalled in your Sun Blade 2000 system, this installation guide and process is not applicable.

What Is in This Package?

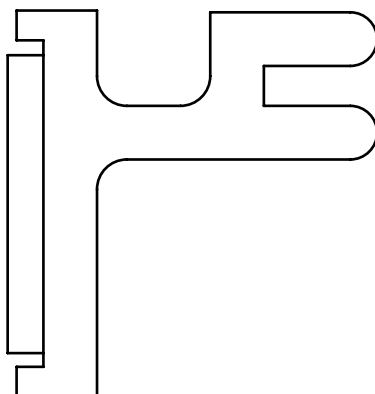
This package contains the following:

- This documentation detailing how to install the card guide into the Sun Blade 2000 system
- Card guide to secure the SunPCi III card
- Template used to position the card guide

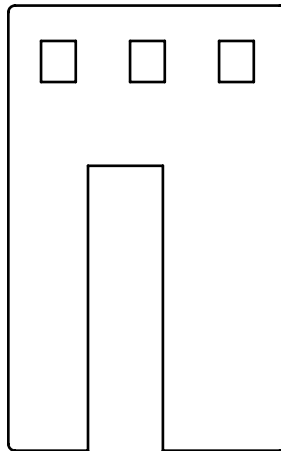
Installing the Card Guide and Template

To install the card guide into your Sun Blade 2000 system, you must do the following:

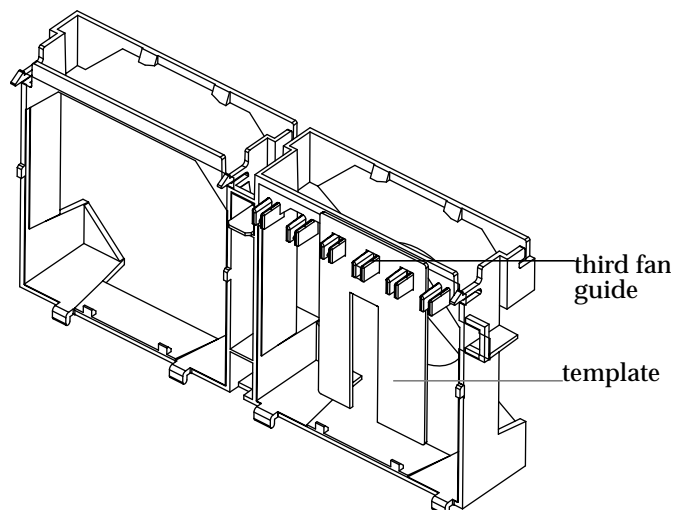
1. **Shut down and power off your system.**
2. **Remove the system cover.**
3. **Remove the card guide from the package included with this document, which looks similar to the following.**



-
4. Remove the template from the package included with this document, which looks similar to the following.

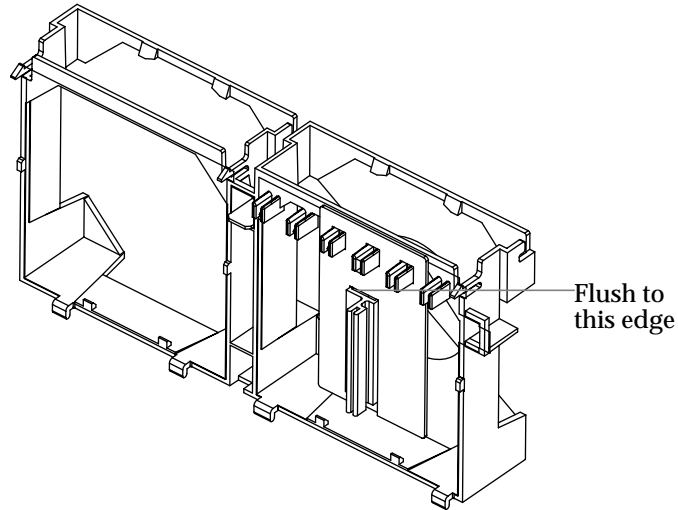


5. Place the template into the Sun Blade 2000 system, which looks similar to the following.



Note – Place the template so that the middle square of the template fits into the third fan guide from the right.

6. Remove the card guide adhesive backing and position the card guide within the vertical cutout of the template flush against the top cutout edge of the template (as shown below).
7. Apply pressure for 15 to 20 seconds to permanently secure the card guide to the fan hub.
When completed, the card guide should look similar to the following.



8. Remove the template and discard it.



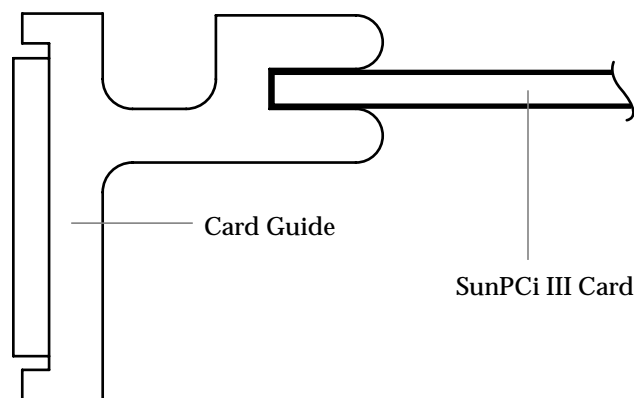
Caution – You must remove the template after installation or you will seriously damage your system.

9. Install the SunPCi III card into your Sun Blade 2000 system.

Refer to the *SunPCi III Quick Start Installation Guide* (817-0358-10) for specific information about installing a SunPCi III card and the *Sun Blade 1000 and Sun Blade 2000 Service Manual* (816-3217-10) for specific information about a Sun Blade 2000.

10. When installing the SunPCi III card, make sure that the rear edge of the SunPCi III card slides into the slot in the card guide.

When completed, the card guide and SunPCi III card should fit similar to the following.



Top view of card guide and SunPCi III card

11. Replace the system cover.

12. Power on your system.

Accessing Sun Documentation

You can view, print, or purchase a broad selection of Sun documentation, including localized versions, at:

<http://www.sun.com/documentation>

Contacting Sun Technical Support

If you have technical questions about this product that are not answered in this document, go to:

<http://www.sun.com/service/contacting>

Sun Welcomes Your Comments

Sun is interested in improving its documentation and welcomes your comments and suggestions. You can submit your comments by going to:

<http://www.sun.com/hwdocs/feedback>

Please include the title and part number of your document with your feedback:

Sun Blade 2000 and SunPCi III Cards: Installing the Required Card Guide, 817-3695-10

Copyright 2003 Sun Microsystems, Inc. All rights reserved. Use is subject to license terms. Third-party software, including font technology, is copyrighted and licensed from Sun suppliers. Portions may be derived from Berkeley BSD systems, licensed from U. of CA. Sun, Sun Microsystems, the Sun logo, and Solaris are trademarks or registered trademarks of Sun Microsystems, Inc. in the U.S. and in other countries. All SPARC trademarks are used under license and are trademarks or registered trademarks of SPARC International, Inc. in the U.S. and in other countries. U.S. Government Rights—Commercial use. Government users are subject to the Sun Microsystems, Inc. standard license agreement and applicable provisions of the FAR and its supplements.

Copyright 2003 Sun Microsystems, Inc. Tous droits réservés. Distribué par des licences qui en restreignent l'utilisation. Le logiciel détenu par des tiers, et qui comprend la technologie relative aux polices de caractères, est protégé par un copyright et licencié par des fournisseurs de Sun. Des parties de ce produit pourront être dérivées des systèmes Berkeley BSD licenciés par l'Université de Californie. Sun, Sun Microsystems, le logo Sun, Sun Blade, SunPCi, et Solaris sont des marques de fabrique ou des marques déposées de Sun Microsystems, Inc. aux Etats-Unis et dans d'autres pays. Toutes les marques SPARC sont utilisées sous licence et sont des marques de fabrique ou des marques déposées de SPARC International, Inc. aux Etats-Unis et dans d'autres pays.



Sun Microsystems, Inc.
www.sun.com