



Agile PLM UPK

Agile Help Menu Integration Addendum

v9.3

Part No. E16111-01

July 2009

Oracle Copyright

Copyright © 1995, 2009, Oracle and/or its affiliates. All rights reserved.

This software and related documentation are provided under a license agreement containing restrictions on use and disclosure and are protected by intellectual property laws. Except as expressly permitted in your license agreement or allowed by law, you may not use, copy, reproduce, translate, broadcast, modify, license, transmit, distribute, exhibit, perform, publish or display any part, in any form, or by any means. Reverse engineering, disassembly, or decompilation of this software, unless required by law for interoperability, is prohibited.

The information contained herein is subject to change without notice and is not warranted to be error-free. If you find any errors, please report them to us in writing.

If this software or related documentation is delivered to the U.S. Government or anyone licensing it on behalf of the U.S. Government, the following notice is applicable:

U.S. GOVERNMENT RIGHTS

Programs, software, databases, and related documentation and technical data delivered to U.S. Government customers are "commercial computer software" or "commercial technical data" pursuant to the applicable Federal Acquisition Regulation and agency-specific supplemental regulations. As such, the use, duplication, disclosure, modification, and adaptation shall be subject to the restrictions and license terms set forth in the applicable Government contract, and, to the extent applicable by the terms of the Government contract, the additional rights set forth in FAR 52.227-19, Commercial Computer Software License (December 2007). Oracle USA, Inc., 500 Oracle Parkway, Redwood City, CA 94065.

This software is developed for general use in a variety of information management applications. It is not developed or intended for use in any inherently dangerous applications, including applications which may create a risk of personal injury. If you use this software in dangerous applications, then you shall be responsible to take all appropriate fail-safe, backup, redundancy and other measures to ensure the safe use of this software. Oracle Corporation and its affiliates disclaim any liability for any damages caused by use of this software in dangerous applications.

Oracle is a registered trademark of Oracle Corporation and/or its affiliates. Other names may be trademarks of their respective owners.

This software and documentation may provide access to or information on content, products and services from third parties. Oracle Corporation and its affiliates are not responsible for and expressly disclaim all warranties of any kind with respect to third party content, products and services. Oracle Corporation and its affiliates will not be responsible for any loss, costs, or damages incurred due to your access to or use of third party content, products or services.

CONTENTS

Agile Help Menu Integration Addendum	1
Downloading UPK Content	1
Importing UPK Content for Customization	2
Hosting UPK Content.....	2
Maintaining a UPK and Documentation Link	6

Preface

The Agile PLM documentation set includes Adobe® Acrobat PDF files. The [Oracle Technology Network \(OTN\) Web site](http://www.oracle.com/technology/documentation/agile.html) <http://www.oracle.com/technology/documentation/agile.html> contains the latest versions of the Agile PLM PDF files. You can view or download these manuals from the Web site, or you can ask your Agile administrator if there is an Agile PLM Documentation folder available on your network from which you can access the Agile PLM documentation (PDF) files.

Note To read the PDF files, you must use the free Adobe Acrobat Reader version 7.0 or later. This program can be downloaded from the [Adobe Web site](http://www.adobe.com) <http://www.adobe.com>.

The [Oracle Technology Network \(OTN\) Web site](http://www.oracle.com/technology/documentation/agile.html) <http://www.oracle.com/technology/documentation/agile.html> can be accessed through **Help > Manuals** in both Agile Web Client and Agile Java Client. If you need additional assistance or information, please contact [support](http://www.oracle.com/agile/support.html) <http://www.oracle.com/agile/support.html> (<http://www.oracle.com/agile/support.html>) for assistance.

Note Before calling Oracle Support about a problem with an Agile PLM manual, please have the full part number, which is located on the title page.

TTY Access to Oracle Support Services

Oracle provides dedicated Text Telephone (TTY) access to Oracle Support Services within the United States of America 24 hours a day, 7 days a week. For TTY support, call 800.446.2398. Outside the United States, call +1.407.458.2479.

Readme

Any last-minute information about Agile PLM can be found in the Readme file on the [Oracle Technology Network \(OTN\) Web site](http://www.oracle.com/technology/documentation/agile.html) <http://www.oracle.com/technology/documentation/agile.html>

Agile Training Aids

Go to the [Oracle University Web page](http://www.oracle.com/education/chooser/selectcountry_new.html) http://www.oracle.com/education/chooser/selectcountry_new.html for more information on Agile Training offerings.

Accessibility of Code Examples in Documentation

Screen readers may not always correctly read the code examples in this document. The conventions for writing code require that closing braces should appear on an otherwise empty line; however, some screen readers may not always read a line of text that consists solely of a bracket or brace.

Accessibility of Links to External Web Sites in Documentation

This documentation may contain links to Web sites of other companies or organizations that Oracle does not own or control. Oracle neither evaluates nor makes any representations regarding the accessibility of these Web sites.

Agile Help Menu Integration – Step by Step

Downloading UPK Content

1. To download Agile PLM UPK content from Oracle E-Delivery go to <http://edelivery.oracle.com>
2. Select *User Productivity Kit and Tutor* as the Product Pack and *Microsoft Windows (32-bit)* as the Platform. Click **Go**.

Media Pack Search

Instructions

1. Review the [License List](#) to determine which Product Pack or Packs you need to download.
2. Select the Product Pack and Platform and click "Go".
3. If there is only one result, you will see the download page. If there are multiple results, select one and click "Continue".

Frequently Asked Questions

- [What is a Media Pack?](#)
- [How do I find the Media Pack that I need?](#)
- [How do I get my license code?](#)
- [More...](#)

Select a Product Pack

Platform

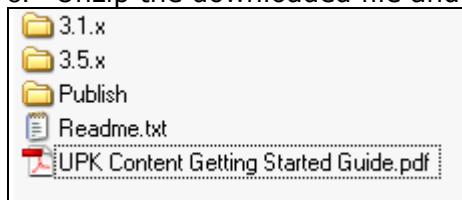
Results

Select	Description	Release	Part Number	Updated	# Parts / Size
<input type="radio"/>	Oracle E-Business Suite Release 12.1 - User Productivity Kit Content Media Pack	12.1.0.0.0	B55496-02	AUG-05-2009	12 / 1.6G
<input type="radio"/>	Oracle E-Business Suite - User Productivity Kit Release 12 Media Pack	12.0.0.0.0	B37243-05	APR-05-2009	30 / 5.8G
<input type="radio"/>	Oracle Tutor 12 Media Pack for Microsoft Windows	12.0.0.0.0	B37323-01	APR-08-2008	1 / 88M
<input checked="" type="radio"/>	Oracle Agile Release 9.3 User Productivity Kit Content Media Pack for Microsoft Windows	9.3.0.0.0	B55248-01	JUN-17-2009	6 / 1.4G
<input type="radio"/>	JD Edwards World A9.2 User Productivity Kit Content Media Pack	9.2.0.0.0	B55780-01	AUG-05-2009	16 / 9.3G

3. Select *Oracle Agile Release 9.3 User Productivity Kit Content Media Pack for Microsoft Windows* and click **Continue**.
4. Click the download button for the content you intend to use.

Select	Name	Part Number	Size (Bytes)
Download	Oracle Agile User Productivity Kit for Agile Product Collaboration 9.3	V16842-01	283M
Download	Oracle Agile User Productivity Kit for Agile Product Cost Management 9.3	V16843-01	231M
Download	Oracle Agile User Productivity Kit for Agile Product Governance and Compliance 9.3	V16844-01	149M
Download	Oracle Agile User Productivity Kit for Agile Product Quality Management 9.3	V16845-01	212M
Download	Oracle Agile User Productivity Kit Fundamentals for Product Lifecycle Management 9.3	V16846-01	215M
Download	Oracle Agile User Productivity Kit for Agile Product Portfolio Management 9.3	V16847-01	296M
Total: 6			

5. Unzip the downloaded file and review the directory structure:



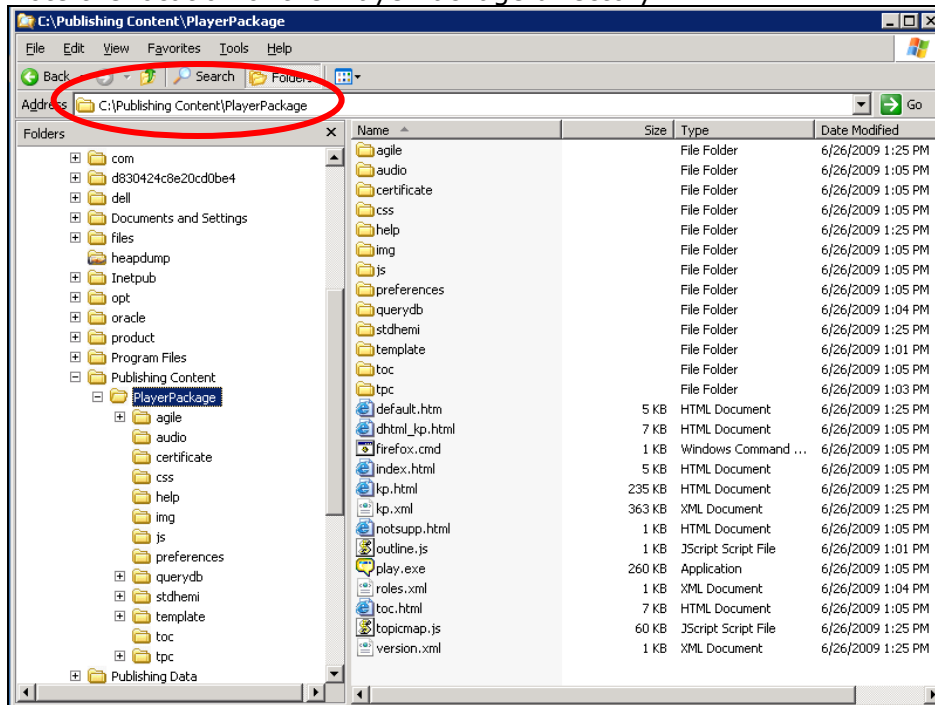
Importing UPK Content for Customization

1. Users who intend to customize the UPK content or combine multiple modules to host on the same web server must import the **.odarc** file from the 3.5.x folder into UPK Developer 3.5.x.
2. Once imported into UPK Developer, edit the content as desired, and publish the revised content by selecting **File > Publish** and following the wizard steps.
3. Consult the **UPK Content Development** guide for details about importing, editing, and publishing UPK content.

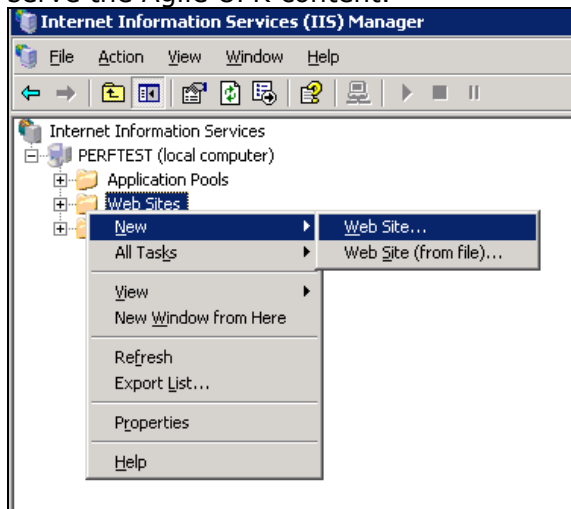
Hosting UPK Content

1. To host UPK content, move the PlayerPackage directory to a directory accessible by your Web server.
 - a. If using "as is" content, open the Publish directory and move the PlayerPackage 3.5 directory.
 - b. If using customized content, move the PlayerPackage directory that resulted from publishing the content in your UPK Developer.
2. Create a site instance on your Web server that points to the PlayerPackage directory you just moved to the accessible directory. The next steps illustrate setting up a Web site instance within Internet Information Services (IIS) (Note: you may use any Web server).

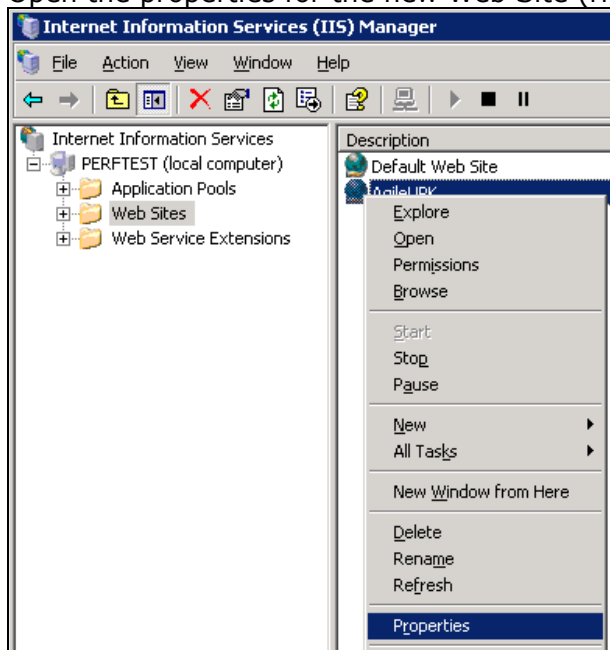
- a. Note the location of the PlayerPackage directory.



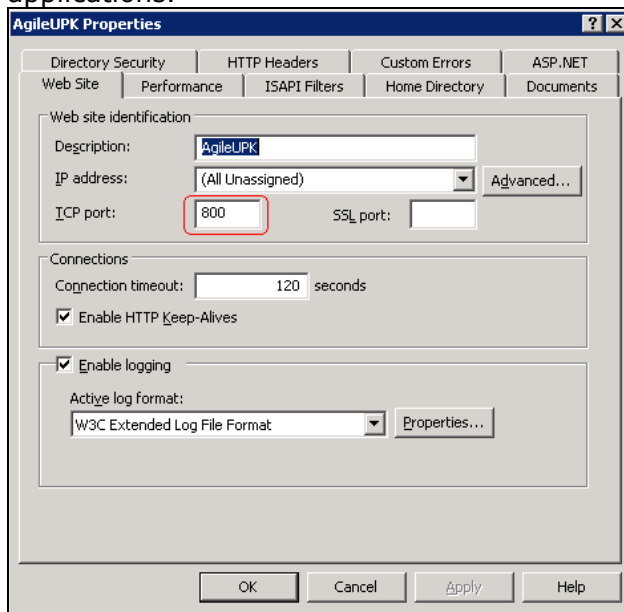
- b. Within IIS, create a new Web Site (right-click on Web Sites) that will serve the Agile UPK content.



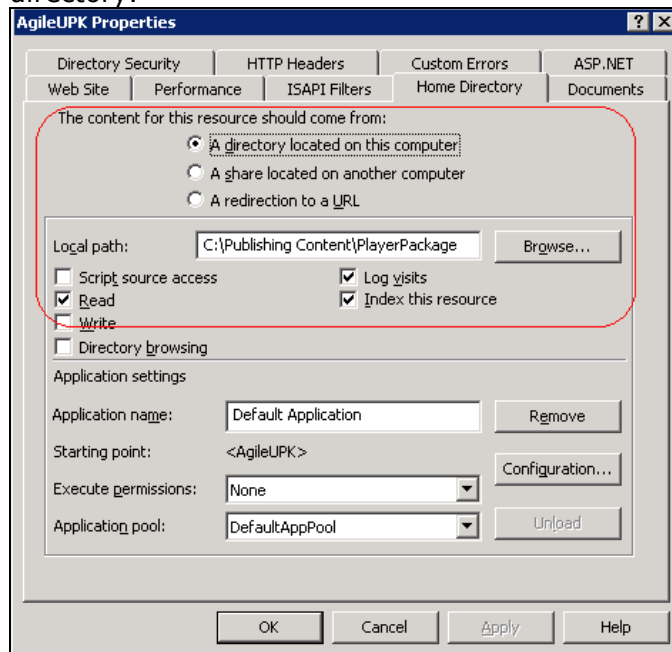
- c. Open the properties for the new Web Site (right-click).



- d. On the Web Site tab, set a **TCP port** that will not conflict with other applications.

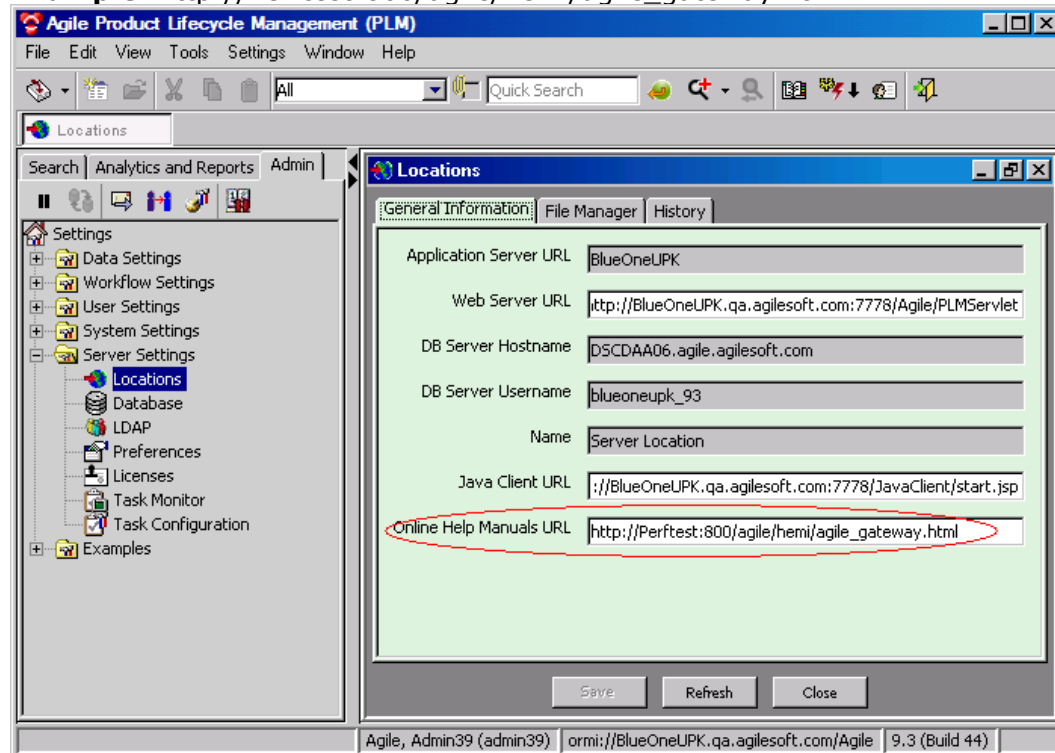


- e. On the Home Directory tab, point the **Local path** to the PlayerPackage directory.

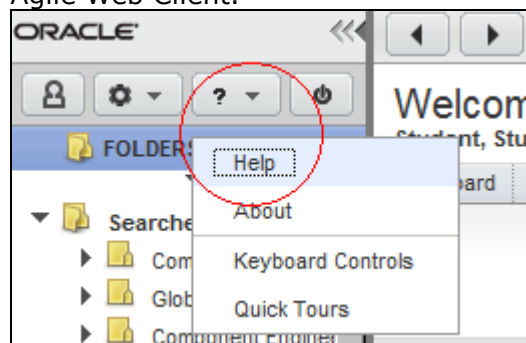


- f. Ensure that the new Web Site is started.
3. In Agile Java Client, add the following link as the **Online Help Manuals URL** (*Host* refers to your Web Server referenced in the prior step):
http://<Host>:<port>/agile/hemi/agile_gateway.html

Example: http://Perftest:800/agile/hemi/agile_gateway.html



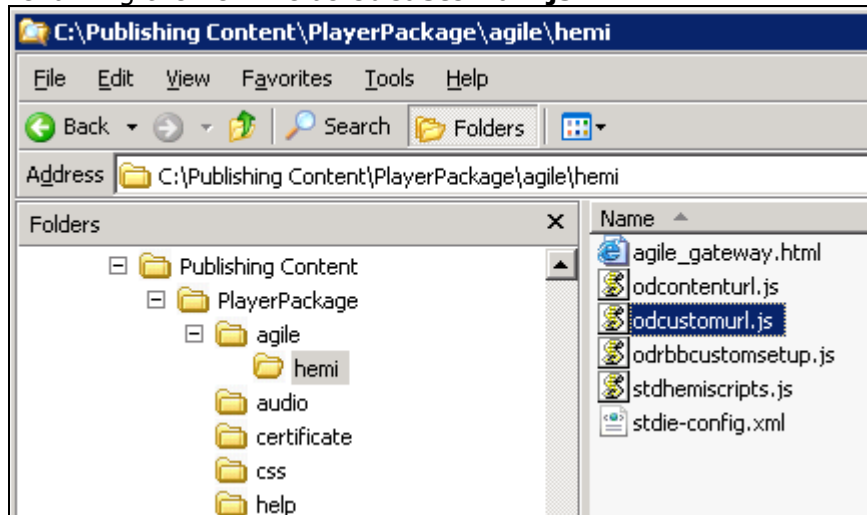
4. Test the UPK Player by selecting the Help option under the Help menu button in Agile Web Client.



Maintaining a UPK and Documentation Link

1. If you want the option of selecting a standard documentation link or the UPK link when selecting Help, create a custom URL file by copying the **odcontenturl.js** file located in the `\PlayerPackage\agile\hemi` directory and

renaming the new file as **odcustomurl.js**.



2. In the odcustomurl.js file remove the comment marks (//) and add definitions for the following parameters:

```
Gkod.Variables.OD_APPLICATIONHELP_URL =
"http://www.oracle.com/technology/documentation/agile.html";
Gkod.Variables.OD_SHOWHELPTTEXT = "Documentation";
```

When users select Help in Agile PLM they will now be directed to the following screen first:

