

Agile Product Lifecycle Management for Process

Nutrition Surveillance Management User Guide

Release 5.2

Part No. E11009-01

February 2008

Copyrights and Trademarks

Copyright © 1995, 2008, Oracle Corporation and/or its affiliates. All rights reserved.

The Programs (which include both the software and documentation) contain proprietary information; they are provided under a license agreement containing restrictions on use and disclosure and are also protected by copyright, patent, and other intellectual and industrial property laws. Reverse engineering, disassembly, or decompilation of the Programs, except to the extent required to obtain interoperability with other independently created software or as specified by law, is prohibited.

The information contained in this document is subject to change without notice. If you find any problems in the documentation, please report them to us in writing. This document is not warranted to be error-free. Except as may be expressly permitted in your license agreement for these Programs, no part of these Programs may be reproduced or transmitted in any form or by any means, electronic or mechanical, for any purpose.

If the Programs are delivered to the United States Government or anyone licensing or using the Programs on behalf of the United States Government, the following notice is applicable:

U.S. GOVERNMENT RIGHTS

Programs, software, databases, and related documentation and technical data delivered to U.S. Government customers are "commercial computer software" or "commercial technical data" pursuant to the applicable Federal Acquisition Regulation and agency-specific supplemental regulations. As such, use, duplication, disclosure, modification, and adaptation of the Programs, including documentation and technical data, shall be subject to the licensing restrictions set forth in the applicable Oracle license agreement, and, to the extent applicable, the additional rights set forth in FAR 52.227-19, Commercial Computer Software--Restricted Rights (June 1987). Oracle USA, Inc., 500 Oracle Parkway, Redwood City, CA 94065.

The Programs are not intended for use in any nuclear, aviation, mass transit, medical, or other inherently dangerous applications. It shall be the licensee's responsibility to take all appropriate fail-safe, backup, redundancy and other measures to ensure the safe use of such applications if the Programs are used for such purposes, and we disclaim liability for any damages caused by such use of the Programs.

The Programs may provide links to Web sites and access to content, products, and services from third parties. Oracle is not responsible for the availability of, or any content provided on, third-party Web sites. You bear all risks associated with the use of such content. If you choose to purchase any products or services from a third party, the relationship is directly between you and the third party. Oracle is not responsible for: (a) the quality of third-party products or services; or (b) fulfilling any of the terms of the agreement with the third party, including delivery of products or services and warranty obligations related to purchased products or services. Oracle is not responsible for any loss or damage of any sort that you may incur from dealing with any third party.

Oracle and Agile are registered trademarks of Oracle Corporation and/or its affiliates. Other names may be trademarks of their respective owners.

Java and Solaris are trademarks or registered trademarks of Sun Microsystems, Inc. in the U.S. or other countries.

Microsoft, Windows, Excel, and Microsoft Internet Explorer are trademarks or registered trademarks of Microsoft Corporation in the United States and/or other countries.

February 15, 2008

DOCUMENT CONTROL

Change Record

Date	Author	Revision	Change Reference
Sept-07	Agile/Oracle	1.0	Initial release, Part No. TPPR-0025-5.1A
Feb-08	Oracle	2.0	Second release, Part No. E11009-01

CONTENTS

About This Manual

Agile Product Lifecycle Management for Process Documentation	vii
Audience	vii
Variability of Installations	vii
Where to Find Information	viii
Readme	viii
Agile Training	viii
Document Conventions	ix

Chapter 1 Using Nutrition Surveillance Management

Overview	1-1
Touch Points with Other Applications	1-2
Global Specification Management	1-2
Design Workbench	1-2
Getting Started with Nutrition Surveillance Management	1-2
Accessing Nutrition Surveillance Management	1-2
Nutrient Analysis	1-3
Nutrient Analysis Page	1-3
Summary Tab	1-4
Summary Information Section	1-4
Nutrient Analysis Section	1-5
Related Specs Tab	1-5
Related Specifications Section	1-5
Related Composite(s) Section	1-5
Creating a Nutrient Analysis	1-6
Adding Nutrients to a Nutrient Analysis	1-7
Modifying Values	1-9
Comparing Nutrient Analyses	1-10
Copying a Nutrient Analysis	1-10
Nutrient Composite	1-11
Nutrient Composite Page	1-11
Summary Tab	1-12
Summary Information Section	1-13
Composite Section	1-13
Weight Analysis	1-13
Results Section	1-13
Related Specs Tab	1-14
Creating a Nutrient Composite	1-14
Comparing Nutrient Composites	1-16
Nutrient Comparison	1-17
Nutrient Comparison Page	1-17

ABOUT THIS MANUAL

Agile Product Lifecycle Management for Process Documentation

The Agile Product Lifecycle Management (PLM) for Process documentation set includes user guides, an administrator's guide, and release notes, all in Adobe® Acrobat™ PDF format. The Oracle Documentation Web site contains the latest versions of the Agile PLM for Process PDF files. You can view or download these manuals from the Web site, or you can ask your administrator if there is an Agile PLM for Process Documentation folder available on your network from which you can access the documentation (PDF) files. Visit the Oracle Documentation Web site at:

<http://www.oracle.com/technology/documentation/index.html>

Note The minimum software requirement for reading the PDF files is Adobe Reader™ version 6.0. You can download this free program from www.adobe.com.

If you need additional assistance or information, please contact support@agile.com or phone (408) 284-3900 for assistance.

Before calling Agile Support about a problem with an Agile PLM for Process manual, please have ready the full part number, which is located on the cover.

Audience

This user guide is intended for end users who are responsible for creating and managing information in Agile Product Lifecycle Management for Process. Information about administering the system resides in the *Agile Product Lifecycle Management for Process Administrator User Guide*.

Variability of Installations

Descriptions and illustrations of the Agile PLM for Process user interface included in this manual may not match your installation. The user interface of Agile PLM for Process applications and the features included can vary greatly depending on such variables as:

- ❑ Which applications your organization has purchased and installed
- ❑ Configuration settings that may turn features off or on
- ❑ Customization specific to your organization
- ❑ Security settings as they apply to the system and your user account

Where to Find Information

Consult the table below to find specific information from the relevant Agile PLM for Process information source.

Table 1: Agile PLM for Process documentation topics, by source

Information type	NSM User Guide	Admin. User Guide	Readme file	Agile training	Agile Help Desk	Agile sales rep
Administering Agile PLM for Process		●		●		
Cache management		●				
Core data management		●				
Creating specifications				●		
Custom data management		●				
Custom sections		●		●		
Extended attributes		●		●		
Feature requests					●	●
Group management		●				
Installing Agile PLM for Process				●		●
Known issues			●			
Last-minute changes			●			
New in this release			●	●		●
Nutrient analysis	●					
Nutrient comparison	●					
Nutrient composites	●					
Printing				●		
Resolved issues			●			
System-based roles		●				
System requirements			●			
Technical support					●	
User management		●				
Using the NSM application	●			●		
Workflow management		●				

Readme

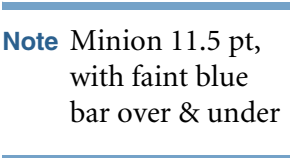
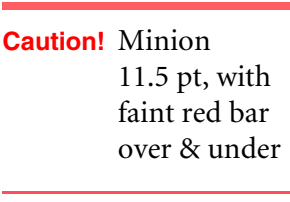
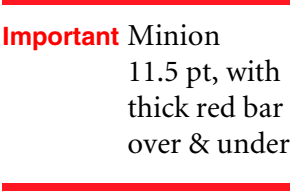
Any last-minute information about Agile PLM for Process can be found in the Readme file on the Oracle Documentation Web site (<http://www.oracle.com/technology/documentation/index.html>).

Agile Training

Agile offers end user, administrator, developer, and implementation training courses. For more information, contact your Agile project manager or sales representative.

Document Conventions

The following formatting elements appear in Agile PLM for Process documentation.

Element	Meaning
Helvetica Condensed, 9 pt. bold type	A user interface (UI) element that a procedure is instructing you to click, select, or type into. For example, buttons or text entry fields.
9 pt. monospace font	Code samples
10 pt. monospace font	File names or directory names
<i>Blue italic font</i>	The linked portion of a cross-reference. Click it to go to the referenced heading, table, or figure.
Minion Typeface, Title Case	A named UI element that a procedure is describing but not instructing you to click, select, or type into.
 Note Minion 11.5 pt, with faint blue bar over & under	Alerts you to supplemental information.
 Caution! Minion 11.5 pt, with faint red bar over & under	Alerts you to possible data loss, breaches of security, or other more serious problems.
 Important Minion 11.5 pt, with thick red bar over & under	Alerts you to supplementary information that is essential to the completion of a task.

Using Nutrition Surveillance Management

This chapter describes the capabilities and applied uses of the NSM application. It includes the following topics:

- ❑ *Overview*
 - ❑ *Touch Points with Other Applications*
 - ❑ *Getting Started with Nutrition Surveillance Management*
 - ❑ *Nutrient Analysis*
 - ❑ *Nutrient Composite*
 - ❑ *Nutrient Comparison*
-

Overview

Nutrition Surveillance Management (NSM) enables you to accurately track nutrient surveillance results and compare them to existing nutrient values for raw material or finished goods. You can save and manage nutrient data from individual samples or create composites and then compare these values to those that are declared on the approved specifications.

NSM acts as the clearinghouse for nutrient information. NSM can be the source of nutrient data for products and ingredients in GSM. Data from NSM can be imported into nutrient profiles or nutrient compositions which in turn are used to generate nutrient information for labeling and communication to the supply chain.

Nutrient analysis and nutrient composites form the core features of NSM. NSM also has functionality to compare nutrient data in nutrient analyses, nutrient composites, and GSM specifications.

Touch Points with Other Applications

Global Specification Management

Nutrition Surveillance Management interfaces with the Global Specification Management (GSM) application in the following ways:

- Nutrient information from nutrient analyses can be used by specifications in GSM.
- Nutrient information from nutrient composites can be used by specifications in GSM.
- The Nutrient Comparison feature enables you to compare the nutrient values currently assigned to the specification in GSM against those of one or multiple specifications, nutrient composites, or nutrient analyses.

These topics are covered in this guide. For more information, refer to the *Agile Product Lifecycle Management for Process Global Specification Management User Guide*.

Design Workbench

NSM also interfaces with the Design Workbench (DWB) application. In DWB, nutrient information can be imported from nutrient analyses and nutrient composites. For more information, refer to the *Agile Product Lifecycle Management for Process Design Workbench User Guide*.

Getting Started with Nutrition Surveillance Management

Accessing Nutrition Surveillance Management

To access the NSM application, click **NSM** from the left navigation panel, as shown in figure 1-1 below, or select **NSM** from the Applications menu on the top menu bar.

Figure 1-1: NSM menu from the left navigation panel



Nutrient Analysis

You can navigate to a nutrient analysis by clicking **Nutrient Analysis** in the left navigation panel. Provide search criteria in the Nutrient Analysis search page, then click **Search**. The search results display the analysis number and the specification name in addition to information like date, description, and sample type, as figure 1-2 shows below:

Figure 1-2: Search results

Nutrient Analysis

Search Criteria

Specification
Contains One
+ 4:1 Beef Patty, 4:1 Beef Patty
[more criteria...](#)

Search
Reset
Save Search
Load Search

Search Results

Results Per Page 10
Export

Analysis Number	Specification	Description	Date of Analysis	Sample Type	Sample #	GTIN/UPC	Composite (s)
0000085	4:1 Beef Patty (5084160-001)	Beef Patty Comp1	20-Jun-2005				0000142, 0000205, 0000197, 0000094, 0000038
0000141	4:1 Beef Patty - Asia (5080388-001)	Beef Patty Comp Asia	12-May-2006				0000219, 0000094, 0000247

Some important fields displayed in the results are:

- **Analysis Number**—A unique identifier assigned to each nutrient analysis in NSM. This is a system generated number.
- **Specification**—The name of the GSM specification that the nutrient analysis is tied to. The specification number and issue number are displayed in parentheses.
- **Composite(s)**—This column lists all the nutrient composites where this nutrient analysis is consumed.

Click a nutrient analysis number to open the analysis.

Nutrient Analysis Page

The Nutrient Analysis page consists of two tabs :

- ❑ Summary
- ❑ Related Specs

Summary Tab

As figure 1-3 shows below, the Summary tab has two sections: Summary Information and Nutrient Analysis.

Figure 1-3: Nutrient Analysis page, Summary tab

[Edit](#) [Create Copy](#)

Nutrient Analysis

[Summary](#) [Related Specs](#)

Summary Information

Analysis Number: 0000310
Specification: [BBQ Beef and Vegetable Dinner - 11 oz \(5077539-001\)](#)
Source Facility:
Sample Number:
GTIN/UPC: 12345678901234
Sample Type:
Business Unit(s):
Date of Analysis: 26-Jan-2007
Description: sJpNA0000310 BBQ Beef and Vegetable Dinner - 11 oz (5077539) 🌐
Originator: Sarah Adams

↑
 The specification number and the issue number are displayed.

Nutrient Analysis

	Nutrient	Per 100g	Method	Source	Comments
	Saturated Fat	1.00000 g			
	Iron	2.00000 mg			
	Potassium	3.00000 mg			
	Sodium	4.00000 mg			

[Compare](#)

Summary Information Section

The Summary Information section contains general information about the nutrient analysis:

- **Analysis Number**—System-assigned analysis number. This field cannot be changed.
- **Specification**—The GSM specification the analysis is tied to. The specification number and issue number are also displayed. Click the hyperlinked specification name to view the specification in Global Specification Management (GSM).
- **Source Facility**—The facility where the sample is sourced. Click the hyperlinked facility name to view the facility profile in Supply Chain Relationship Management (SCRM).
- **Sample Number**—User-defined number for the sample. This can be alpha or numeric.

- **GTIN/UPC**—Free-text field identifying reference codes.
- **Sample Type**—User-defined field denoting the type of sample, such as raw material or finished product.
- **Business Unit(s)**—Business units the analysis is tied to.
- **Date of Analysis**—Date of the analysis.
- **Description**—Description of the analysis.
- **Originator**—The name of the user who created the analysis. This field is automatically generated and cannot be changed.

Nutrient Analysis Section

The Nutrient Analysis section holds the nutrient information for the sample. The columns in this section are:

- **Nutrient**—The name of the nutrient.
- **Per 100g**—The amount of nutrient per 100 grams.
- **Method**—Lists the testing method.
- **Source**—If the nutrient information is from an external source like a standard reference library or a lab, it is included here. This list is managed by an administrator. Refer to the *Agile Product Lifecycle Management for Process Administrator User Guide* for more information.
- **Comments**—Additional comments about this particular nutrient.

Related Specs Tab

As figure 1-4 shows on the next page, the Related Specs tab consists of two sections: Related Specifications and Related Composite(s).

Related Specifications Section

The Related Specifications section lists all the specifications in GSM that have imported values from and are still referencing this particular nutrient analysis.

Related Composite(s) Section

The Related Composite(s) section lists all the nutrient composites that are built using this nutrient analysis.

Figure 1-4: Related Specifications and Related Composite(s) sections

Nutrient Analysis

Summary **Related Specs**

Related Specifications

Spec #	Specification Name	Specification Type	Status
5077538-003	Beef w/BBQ Sauce (5077538-003)	Nutrient Profile	Draft

Related Composite(s)

Composite	Specification	Date	Title
0000076	Spice Oil - Pork and Beans (5077509)	11-Jul-2007	Oil composite
0000250	Spice Oil - Pork and Beans (5077509)	21-Sep-2007	Source and Comments Test Composit

Creating a Nutrient Analysis

To create a nutrient analysis:

- 1 Click **NSM > Nutrient Analysis** from the left navigation panel.
- 2 Click **Create New** on the top right of the page. NSM creates a new nutrient analysis.
- 3 In the Summary Information section, complete the following fields:
 - **Specification**—The name of the GSM specification that the nutrient analysis is tied to. This is a required field. Select a specification by clicking the field name link. The specification search page displays. Select a specification type from the drop-down list, enter search criteria, then click **Search**. Select a specification from the search results. That specification and its related specification number and issue number populate this field.
 - **Source Facility**—Select the source facility for this sample by clicking the field name link. A search page displays. Search for and select a facility. The facility name populates this field.
 - **Business Unit**—Fill in the business unit if the analysis applies to a specific business unit.
- 4 Click **Save**. To add nutrients to the analysis, complete the steps described below in [Adding Nutrients to a Nutrient Analysis](#). The Nutrient Analysis section, shown in figure 1-5 on the next page, hosts all the analysis data for all the nutrients tested for in the product sample.

Figure 1-5: Nutrient Analysis section

Nutrient Analysis					
	Nutrient	Per 100g	Method	Source	Comments
	Calories	103.00000 kcal			
	Energy kJ	432.00000 kJ			
	Protein	12.49000 g		From Manufacturer	
	Carbohydrates	2.68000 g		USDA Nutrient Database	
	Total Fat	4.51000 g		From Nutritional Database	
	Saturated Fat	2.85300 g			
	Monounsaturated Fat	1.28500 g			
	Cholesterol	15.00000 mg			
	Calcium	60.00000 mg			
	Iron	0.14000 mg			
	Magnesium	5.00000 mg			
	Phosphorus	132.00000 mg			
	Potassium	84.00000 mg			
	Sodium	405.00000 mg			
	Copper	0.02800 mg			
	Manganese	0.00300 mg			
<div> Add Import Compare </div>					

Adding Nutrients to a Nutrient Analysis

There are three ways to add nutrients to a nutrient analysis. You can manually add nutrients that already defined in the application, you can import nutrients from Food Composition Library (FCL), or you can leverage existing analyses.

To add nutrients to a nutrient analysis, select one of the following methods:

- 1 Adding Nutrients**—With the page in edit mode, click **Add**. A dialog box displays. Select nutrients to include in this analysis. Note that when you manually add nutrients, only the names of the nutrients are added. The rest of the columns must be manually entered. Click **Done** to close the dialog box. Click **Save** on the Nutrient Analysis page.
- 2 Importing Nutrients from FCL**—With the page in edit mode, click **Import**. A search page displays. Select **Food Composition Library** from the drop-down list, enter the search criteria, then click **Search**. Select the food item name by clicking the hyperlinked **Food Item ID** field in the Search Results section. You will see the nutrient composition of that particular food item. Select the nutrients you would like to import and click **Import**. The nutrients that you selected have been imported along with the values in the Per 100g column and the Source column on the Nutrient Analysis page. Click **Save**. Figure 1-6 on the next page shows nutrients in a food item from FCL. For more details on FCL, please refer to the *Agile Product Lifecycle Management for Process Global Specification Management User Guide*.


















Figure 1-6: Nutrients in a food item

Import Nutrient Items		
Nutrients & Properties / 100 grams		
	Nutrient	Value
<input type="checkbox"/>	Copper	0.04100 mg
<input type="checkbox"/>	Iron	0.31000 mg
<input type="checkbox"/>	Pyridoxine - B6	0.34500 mg
<input type="checkbox"/>	Protein	35.10000 g
<input type="checkbox"/>	Thiamin - B1	0.41300 mg
<input type="checkbox"/>	Zinc	4.41000 mg
<input type="checkbox"/>	Monounsaturated Fat	0.19000 g
<input type="checkbox"/>	Saturated Fat	0.47000 g
<input type="checkbox"/>	Cobalamin - B12	3.99000 ug



3 Importing Nutrients from Other Analyses—Instead of using FCL, you can select nutrients from existing nutrient analyses. With the page in edit mode, click **Import**. On the search page, select **Nutrient Analysis** from the drop-down list. Enter the search criteria, then click **Search**. Select the analysis by clicking the hyperlinked **Analysis Number** field in the Search Results section. A page similar to figure 1-6 above will be displayed. Select the nutrients you would like to import and click **Import**. They will be imported into the new nutrient analysis along with their associated per 100 g values. Click **Save**.

Figure 1-7 on the next page shows examples of nutrients that are either manually added or imported. Note that the Source column tells you where the nutrient information was obtained from.

Figure 1-7: Nutrient Analysis section, added nutrients

Nutrient Analysis					
	Nutrient	Per 100g 	Method	Source	Comments
	Calories	103.00000 kcal			
	Energy kJ	432.00000 kJ			
	Protein	12.49000 g		From Manufacturer	
	Carbohydrates	2.68000 g		USDA Nutrient Database	
	Total Fat	4.51000 g		From Nutritional Database	
	Saturated Fat	2.85300 g			
	Monounsaturated Fat	1.28500 g			
	Cholesterol	15.00000 mg			
	Calcium	60.00000 mg			
	Iron	0.14000 mg			
	Magnesium	5.00000 mg			
	Phosphorus	132.00000 mg			
	Potassium	84.00000 mg			
	Sodium	405.00000 mg			
	Copper	0.02800 mg			
	Manganese	0.00300 mg			
<input type="button" value="Add"/> <input type="button" value="Import"/> <input type="button" value="Compare"/>					

Modifying Values

Figure 1-8 below shows the Nutrient Analysis page in edit mode. To update the Per 100g value, you can either click the edit icon () next to each nutrient, or click the edit icon () next to Per 100g column.




You can update nutrient values as well as the sources in this page. Click the apply changes icon () next to the Per 100g column header to save the changes. If you modify a nutrient value that was imported from FCL or nutrient analysis, the source column will be cleared.

Figure 1-8: Modifying a nutrient value

Nutrient Analysis

	Nutrient	Per 100g	 	Method	Source	Comments	
	Saturated Fat	<input type="text" value="1.00000"/>	<input type="text" value="g"/>	The column is in edit mode	<input type="text" value="---"/>	<input type="text"/>	
	Iron	<input type="text" value="2.00000"/>	<input type="text" value="mg"/>		<input type="text" value="---"/>	<input type="text"/>	
	Potassium	<input type="text" value="3.00000"/>	<input type="text" value="mg"/>		<input type="text" value="---"/>	<input type="text"/>	
	Sodium	<input type="text" value="4.00000"/>	<input type="text" value="mg"/>		<input type="text" value="---"/>	<input type="text"/>	

Add

Import

Compare

Once done, click **Save** or **Save & Close** at the upper right of the page.

Comparing Nutrient Analyses

The nutrient comparison feature enables you to compare the nutrient values currently assigned to the specification in GSM against the nutrient values declared in this particular nutrient analysis. In order to compare nutrient information, open a nutrient analysis and scroll to the bottom of the Summary tab. Click **Compare**. The Compare Nutrition dialog box displays. It shows the compared nutrient information.

The Compare Nutrition dialog box, shown in figure 1-9 below, contains the following columns:

- **Nutrient**—Lists the name of the nutrient.
- **Per 100g**—Displays the amount of nutrient in 100g sample. This value is from the nutrient analysis.
- **Specification Per 100g**—Displays the amount of nutrient per 100g declared on the specification. This value is from the specification in GSM.
- **Change Per 100g**—Difference between the nutrient values in the specification and the nutrient analysis.
- **% Change**—The difference in percentage.

Figure 1-9: Compare Nutrition dialog box

Compare Nutrition Close				
Nutrient	Per 100g	Specification Per 100g	Change Per 100g	% Change
Calories	353.00000 kcal	866.66667 kcal	-513.66667 kcal	-59.27 %
Energy kJ	1477.00000 kJ	86.66667 kJ	+ 1390.33333 kJ	1604.23 %
Protein	21.40000 g	0.30000 g	+ 21.10000 g	7033.33 %
Carbohydrates	2.34000 g	47.10000 g	-44.76000 g	-95.03 %
Lactose		0.08667 g		

Copying a Nutrient Analysis

To copy a nutrient analysis, click **Create Copy**. A new analysis is created. The relevant information from the Summary tab of the current nutrient analysis will be copied into the new one. Data from the Related Spec tab will not be copied to the new analysis. The new analysis is opened in edit mode by default.

Nutrient Composite

NSM has the ability to composite sample values to obtain representative nutrient values from a number of sample analyses. You can use this feature to create composites for data obtained from multiple suppliers, from multiple labs, or from multiple samples. Nutrient information from nutrient composites can be leveraged by specifications in GSM.

In order to access nutrient composites, navigate to NSM and click **Nutrient Composite** in the left navigation panel. Just like in nutrient analysis, use the standard search tool to find the composites you are looking for. The search result page displays the nutrient composites that match your search criteria, as figure 1-10 shows below:

Figure 1-10: Search results

Search Results			
Results Per Page		10	Export
Composite Number	Date Of Composite	Specification	Title
0000245	28-Aug-2007	Seasoned Beef w/BBQ Sauce (5077630-002)	Seasoned Beef
0000246	05-Sep-2007	4:1 Beef Patty (5084160-001)	4:1 Beef Patty
1			

The table includes the following columns:

- **Composite Number**—The system created ID for the nutrient composite.
- **Date of Composite**—Displays the date that the nutrient composite was created.
- **Specification**—Displays the GSM specification that the nutrient composite refers to. The GSM specification number and issue number are displayed in parentheses.
- **Title**—Displays the name of the nutrient composite

Click the hyperlinked **Composite Number** field to open the nutrient composite.

Nutrient Composite Page

The Nutrient Composite page, shown in figure 1-11 on the next page, consists of two tabs: Summary and Related Specs.

Summary Tab

The Summary tab is shown in figure 1-11 below.



Figure 1-11: Summary tab sections

[Edit](#)

Nutrient Composite

[Summary](#)
[Related Specs](#)


Summary Information

Composite Number: 0000245
Title: Seasoned Beef 
Specification : [Seasoned Beef w/BBQ Sauce \(5077630-002\)](#)
Business Unit(s) : CPI Australasia, CPI Asia
Date of Composite : 28-Aug-2007
Description: 
Originator: Sarah Adams

Composite

Analysis	Specification	Date	Weight	Comments
0000860	Louisville Facility / Pello Grocery Products Co Seasoned Beef w/BBQ Sauce (5077630-002)	28-Aug-2007	1.00000	
0000858	Fort Worth Facility / Pello Grocery Products Co Seasoned Beef w/BBQ Sauce (5077630-002)	28-Aug-2007	1.00000	

Results

 **Warning**

Vitamin C not present in all analyses. Missing in the analyses (0000858)

Panthothenic not present in all analyses. Missing in the analyses (0000858)

Carotene not present in all analyses. Missing in the analyses (0000860)

Nutrient	Per 100g
Calories	450.00000 kcal
Energy kJ	1750.00000 kJ
Protein	5.00000 g
Total Fat	22.13000 g
Saturated Fat	10.12950 g
Vitamin C	25.00000 mg
Panthothenic	1.36400 mg
Carotene	10.00000 µg

[Compare](#)

The Summary tab consists of the following sections: Summary Information, Composite, and Results.

Summary Information Section

This section includes fields that describe the nutrient composite:

- **Composite Number**—A unique identifier assigned by the system to each nutrient composite in NSM. This field cannot be changed.
- **Title**—The title of the nutrient composite. This is a required field.
- **Specification**—The name, number, and issue number of the GSM specification that the nutrient composite refers to. This is a required field.
- **Business Unit(s)**—Business units tied to the nutrient composite.
- **Date of Composite**—Date the composite was saved.
- **Description**—Detailed text describing the nutrient composite.
- **Originator**—The name of the user who created the nutrient composite. The system populates this field.

Composite Section

This section lists the nutrient analyses that forms this composite, including:

- Analysis number
- GSM specification associated with the nutrient analysis
- Date the analysis was created
- Weight of each nutrient analysis in the composite.

Weight Analysis

Analyses can be weighted separately when building the composites, so that one analysis can be considered more heavily than another when aggregating the results for the composite. For example, if you have two nutrient analyses, one with 2 g of sugar and the other with 5 g, and they have a weight of 1 each, the resulting composite will have 3.5 g of sugar. The composite would be calculated as follows:

$$((2 \text{ g} \times 1) + (5 \text{ g} \times 1))/2 = 3.5 \text{ g}$$

However, if the weight of the second nutrient analyses is set to 2, the sugar value in the resulting composite will be calculated as follows:

$$((2 \text{ g} \times 1) + (5 \text{ g} \times 2))/3 = 4 \text{ g}$$

Results Section

This section lists the composited nutrient information.

Related Specs Tab

The Related Specs tab, shown in figure 1-12 below, lists all the GSM specifications that have imported this nutrient composite.

Figure 1-12: Related specifications

Nutrient Composite

Summary

Related Specs

Related Specifications

Spec #	Specification Name	Specification Type	Status
5082158-001	Seasoned Cooked Pork (5082158-001)	Ingredient Specification	Draft
5081256-001	Beef w/BBQ Sauce from DWB (5081256-001)	Nutrient Profile	Draft

The table includes the following columns:

- **Spec #**—Clicking the specification number link displays the specification in GSM.
- **Specification Name**—The name of the specification.
- **Specification Type**—The type of specification.
- **Status**—The status of the specification in GSM.

Creating a Nutrient Composite

To create a nutrient composite:




- 1 Click **NSM > Nutrient Composite** in the left navigation panel.
- 2 Click **Create New** on the top right of the page. NSM creates a new nutrient composite.
- 3 In the Composite section, click **Add New** to include nutrient analyses in the nutrient composite. The Search page opens.
- 4 Search for a nutrient analysis.
- 5 On the results page, click the analysis number of the nutrient analysis to include in the nutrient composite. The nutrient analysis is added in to the Composite section. You can make multiple selections.
- 6 Click **Done**.
- 7 If you need to change the weight, click the edit icon () for the row to change. The row displays in edit mode. Change the weight, and add necessary comments, as figure 1-13 shows on the next page.

Figure 1-13: Editing a weight

Composite

	Analysis	Specification	Date	Weight	Comments
	0000310	BBQ Beef and Vegetable Dinner - 11 oz (5077539-001)	26-Jan-2007	<input type="text" value="1.00000"/>	<input type="text" value=""/>

Add New Enter a new weight here To delete an analysis, click here 

Results

Nutrient	Per 100g
Saturated Fat	1.00000 g
Iron	2.00000 mg
Potassium	3.00000 mg
Sodium	4.00000 mg




- 8 Click the apply changes icon () to save changes to the row. The Results section displays the composited nutrients, as figure 1-14 shows below:

Figure 1-14: Composited nutrients

Composite

	Analysis	Specification	Date	Weight	Comments
	0000310	BBQ Beef and Vegetable Dinner - 11 oz (5077539-001)	26-Jan-2007	2.00000	

Add New

Results

Nutrient	Per 100g
Saturated Fat	1.00000 g
Iron	2.00000 mg
Potassium	3.00000 mg
Sodium	4.00000 mg

- 9 Click **Save** or **Save & Close**.

Note The Results section displays a warning message when nutrients are not present in all the nutrient analyses.

Comparing Nutrient Composites

The nutrient comparison feature allows you to compare the nutrient values currently assigned to the specification in GSM against nutrient make-up of a particular nutrient composite. In order to compare nutrient information, open a nutrient composite and scroll to the bottom of the Summary tab. Click **Compare**. The Compare Nutrition dialog box displays the compared nutrient information and includes the following columns:

- **Nutrient**—Name of the nutrient.
- **Per 100g**—Amount of nutrient in 100 g sample. This value is from the nutrient composite.
- **Specification Per 100g**—Amount of nutrient in a 100 g sample of the specification. This value is from the specification in GSM.
- **Change Per 100g**—Difference between the nutrient values in the specification and the nutrient analysis.
- **% Change**—Difference in percentage.

Figure 1-15 below shows the Compare Nutrition dialog box.

Figure 1-15: Compare Nutrition dialog box

Compare Nutrition Close				
Nutrient	Per 100g	Specification Per 100g	Change Per 100g	% Change
Calories		98.50226 kcal		
Protein		7.13514 g		
Carbohydrates		14.41218 g		
Dietary Fiber		1.10791 g		
Total Sugar		5.30966 g		
Total Fat		2.68518 g		
Saturated Fat	1.00000 g	0.81149 g	+ 0.18851 g	23.23 %
Monounsaturated Fat		10.00000 g		
Polyunsaturated Fat		10.00000 g		
Cholesterol		17.30769 mg		
Vitamin A - Total		994.70979 IU		
Vitamin C		4.51000 mg		
Calcium		13.04469 mg		
Iron	2.00000 mg	1.06622 mg	+ 0.93378 mg	87.58 %
Potassium	3.00000 mg	234.09592 mg	-231.09592 mg	-98.72 %
Sodium	4.00000 mg	191.55632 mg	-187.55632 mg	-97.91 %

Nutrient Comparison

Nutrient comparison enables you to compare nutrient analyses, nutrient composites, and GSM specifications against each other. Examples of comparisons are:

- ❑ One nutrient analysis against one or more nutrient analyses
- ❑ One nutrient analysis against a nutrient analysis and a nutrient composite
- ❑ One GSM specification against another GSM specification
- ❑ One GSM specification against a nutrient composite and several nutrient analyses

In general, you can compare nutrient information between two or more entities, either of the same type or of different types. Entities available for comparison are:

- Nutrient analysis
- Nutrient composite
- Ingredient specification
- Product specification
- Menu item specification
- Process specification
- Trade specification

Note To ensure optimal performance, your Agile administrator may limit the number of specifications that NSM can compare to a preset maximum.

Nutrient Comparison Page

Figure 1-16 below shows a nutrient analysis, denoted by (na), being compared to a nutrient analysis (na) and a product specification (prod).

Figure 1-16: Comparison among nutrient analysis, product specification, and nutrient analysis

Nutrient Comparison

Compare Nutrition

Show Children: ☐ Yes ☒ No

Base Specification: 0000917 (na) -- BBQ Beef and Vegetable Dinner - 11 oz (5077539)

Compare With: 1) 0000310 (na) -- BBQ Beef and Vegetable Dinner - 11 oz (5077539)
2) 5084160-001 (prod) -- BBQ Beef

When you click **Compare**, the nutrient comparison of the three displays, as shown in figure 1-17 below.

Figure 1-17: Comparison results

Results					
	0000917 (na)	1) 0000310 (na)		2) 5084160-001 (prod)	
Nutrient	Per 100g	Per 100g	% Diff	Per 100g	% Diff
Carbohydrates				20.000	
Dietary Fiber				2.000	
Saturated Fat	1.000 g	1.000 g	0.000 %		
Cholesterol				100.000	
Vitamin C				5.000	
Vitamin D				5.000	
Calcium				10.000	
Iron	2.000 mg	2.000 mg	0.000 %	15.000 mg	+650.000 %
Potassium	3.000 mg	3.000 mg	0.000 %		
Sodium	4.000 mg	4.000 mg	0.000 %		
Nitrogen				1.000	
Starch				1.000	

The % Diff values are calculated with respect to the base specification. Cells are grayed out if the nutrient is not defined for that column.

If you select a process or menu item specification as the base specification and then select **Yes** for Show Children, you can compare the nutrients of child specifications (top-level bill of materials) of the parent specification, as shown in figure 1-18 on the next page.

Figure 1-18: Comparison of an ingredient specification (child of a process specification) against other specifications

Nutrient Comparison

Compare Nutrition

Show Children: ☒ Yes ☐ No

Base Specification: ☐ 5077461-002 (pro) -- Beef w/BBQ Sauce
☒ 5077433-001 (ing) -- Beef - Seasoned Cooked Strips & Binder Product - Reduced Sodium - IQF

Compare With: 1) ☐ 5085587-002 (pro) -- Lowfat Seasoned Beef w/BBQ Sauce
☐ 5077419-001 (ing) -- BBQ Sauce Dry Mix
☒ 5077433-002 (ing) -- Beef - Seasoned Cooked Strips & Binder Product - Reduced Sodium - Exp
2) ☐ 5085587-001 (pro) -- Lowfat Seasoned Beef w/BBQ Sauce
☐ 5082215-001 (ing) -- BBQ Sauce Dry Mix - SGD
☒ 5077433-001 (ing) -- Beef - Seasoned Cooked Strips & Binder Product - Reduced Sodium - IQF

Compare

