



SunVTS™ 2.1
Quick Reference Card

Solaris™ 2.5.1

Sun Microsystems
2550 Garcia Avenue
Mountain View, CA 94043
U.S.A. 415-960-1300

Part No. 805-1629
August 1997, Revision A

Copyright 1997 Sun Microsystems, Inc. 2550 Garcia Avenue, Mountain View, California 94043-1100 U.S.A. All rights reserved.

This product or document is protected by copyright and distributed under licenses restricting its use, copying, distribution, and decompilation. No part of this product or document may be reproduced in any form by any means without prior written authorization of Sun and its licensors, if any. Third-party software, including font technology, is copyrighted and licensed from Sun suppliers.

Parts of the product may be derived from Berkeley BSD systems, licensed from the University of California. UNIX is a registered trademark in the U.S. and other countries, exclusively licensed through X/Open Company, Ltd.

Sun, Sun Microsystems, the Sun logo, AnswerBook, SunDocs, SunVTS and Solaris are trademarks, registered trademarks, or service marks of Sun Microsystems, Inc. in the U.S. and other countries. All SPARC trademarks are used under license and are trademarks or registered trademarks of SPARC International, Inc. in the U.S. and other countries. Products bearing SPARC trademarks are based upon an architecture developed by Sun Microsystems, Inc.

The OPEN LOOK and Sun™ Graphical User Interface was developed by Sun Microsystems, Inc. for its users and licensees. Sun acknowledges the pioneering efforts of Xerox in researching and developing the concept of visual or graphical user interfaces for the computer industry. Sun holds a non-exclusive license from Xerox to the Xerox Graphical User Interface, which license also covers Sun's licensees who implement OPEN LOOK GUIs and otherwise comply with Sun's written license agreements.

RESTRICTED RIGHTS: Use, duplication, or disclosure by the U.S. Government is subject to restrictions of FAR 52.227-14(g)(2)(6/87) and FAR 52.227-19(6/87), or DFAR 252.227-7015(b)(6/95) and DFAR 227.7202-3(a).

DOCUMENTATION IS PROVIDED "AS IS" AND ALL EXPRESS OR IMPLIED CONDITIONS, REPRESENTATIONS AND WARRANTIES, INCLUDING ANY IMPLIED WARRANTY OF MERCHANTABILITY, FITNESS FOR A PARTICULAR PURPOSE OR NON-INFRINGEMENT, ARE DISCLAIMED, EXCEPT TO THE EXTENT THAT SUCH DISCLAIMERS ARE HELD TO BE LEGALLY INVALID.

Copyright 1997 Sun Microsystems, Inc., 2550 Garcia Avenue, Mountain View, California 94043-1100 Etatis-Unis. Tous droits réservés.

Ce produit ou document est protégé par un copyright et distribué avec des licences qui en restreignent l'utilisation, la copie, la distribution, et la décompilation. Aucune partie de ce produit ou document ne peut être reproduite sous aucune forme, par quelque moyen que ce soit, sans l'autorisation préalable et écrite de Sun et de ses bailleurs de licence, s'il y en a. Le logiciel détenu par des tiers, et qui comprend la technologie relative aux polices de caractères, est protégé par un copyright et licencié par des fournisseurs de Sun.

Des parties de ce produit pourront être dérivées des systèmes Berkeley BSD licenciés par l'Université de Californie. UNIX est une marque déposée aux Etats-Unis et dans d'autres pays et licenciée exclusivement par X/Open Company, Ltd.

Sun, Sun Microsystems, le logo Sun, AnswerBook, SunDocs, SunVTS et Solaris sont des marques de fabrique ou des marques déposées, ou marques de service, de Sun Microsystems, Inc. aux Etats-Unis et dans d'autres pays. Toutes les marques SPARC sont utilisées sous licence et sont des marques de fabrique ou des marques déposées de SPARC International, Inc. aux Etats-Unis et dans d'autres pays. Les produits portant les marques SPARC sont basés sur une architecture développée par Sun Microsystems, Inc.

L'interface d'utilisation graphique OPEN LOOK et Sun™ a été développée par Sun Microsystems, Inc. pour ses utilisateurs et licenciés. Sun reconnaît les efforts de pionniers de Xerox pour la recherche et le développement du concept des interfaces d'utilisation visuelle ou graphique pour l'industrie de l'informatique. Sun détient une licence non exclusive de Xerox sur l'interface d'utilisation graphique Xerox, cette licence couvrant également les licenciés de Sun qui mettent en place l'interface d'utilisation graphique OPEN LOOK et qui en outre se conforment aux licences écrites de Sun.

CETTE PUBLICATION EST FOURNIE "EN L'ETAT" ET AUCUNE GARANTIE, EXPRESSE OU IMPLICITE, N'EST ACCORDEE, Y COMPRIS DES GARANTIES CONCERNANT LA VALEUR MARCHANDE, L'APTITUDE DE LA PUBLICATION A REpondre A UNE UTILISATION PARTICULIERE, OU LE FAIT QU'ELLE NE SOIT PAS CONTREFAISANTE DE PRODUIT DE TIERS. CE DENI DE GARANTIE NE S'APPLIQUERAIT PAS, DANS LA MESURE OU IL SERAIT TENU JURIDIQUEMENT NUL ET NON AVENU.

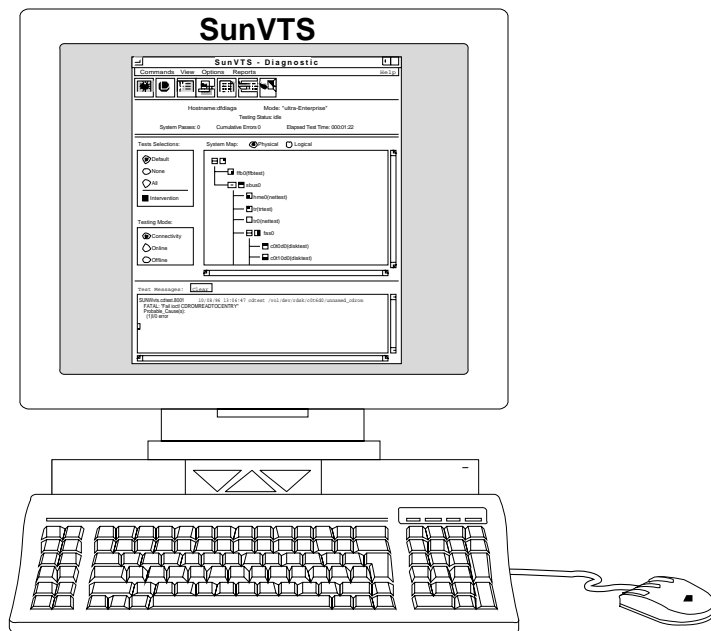


Please
Recycle



Adobe PostScript

SunVTS™ 2.1 Quick Reference Card



Starting the SunVTS Software

Become superuser (root), and change directories to the SunVTS bin directory (/opt/SUNWvts/bin by default).

On a Local System, type:

```
# ./sunvts
```

To connect to a remote machine running the SunVTS kernel, type:

```
# ./sunvts -h remote_hostname
```

Replace *remote_hostname* with the hostname of the remote machine.

To start the SunVTS OpenWindows™ or OPEN LOOK interface, type:

```
# ./sunvts -l
```

To start the SunVTS TTY interface, type:

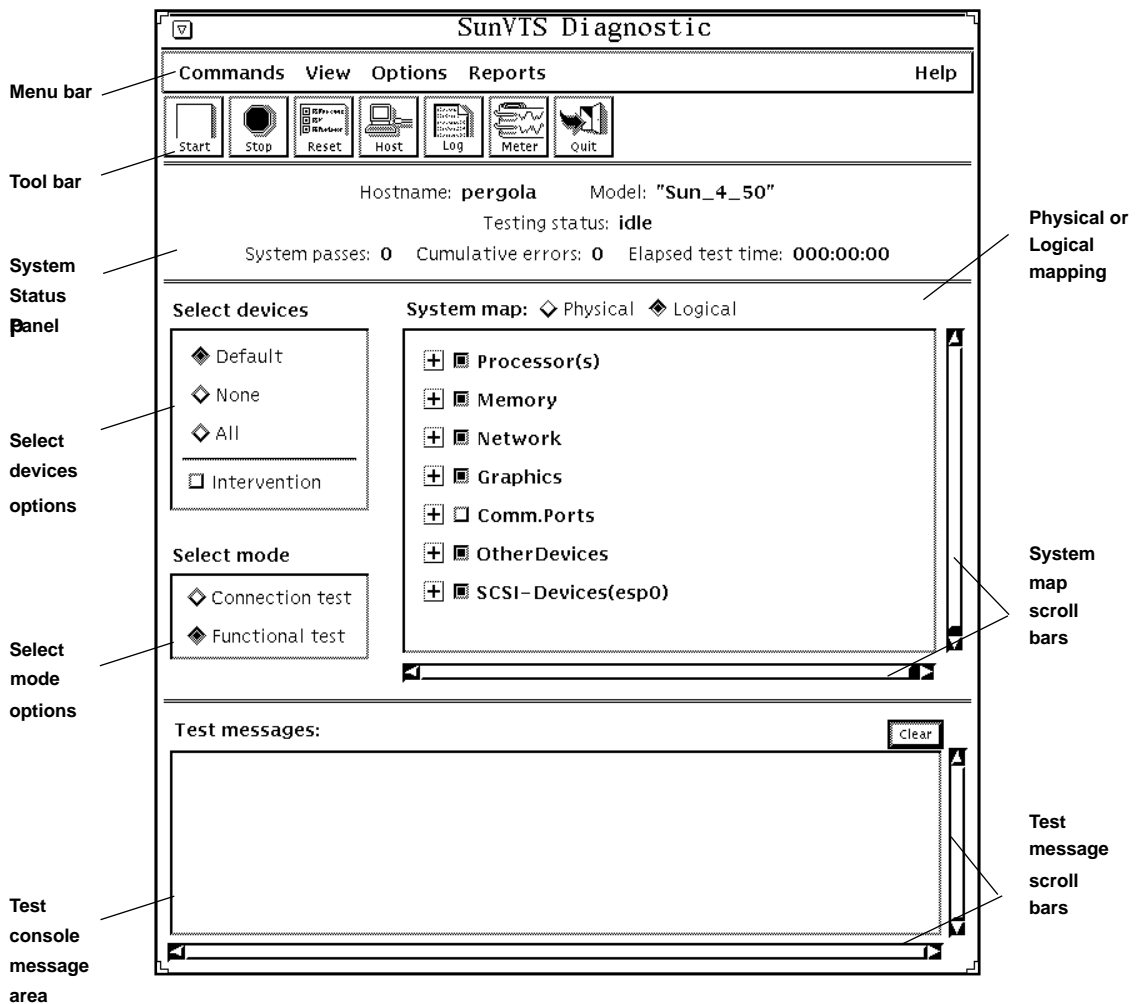
```
# ./sunvts -t
```

NOTE—The SunVTS default graphical user interface (GUI) is Common Desktop Environment (CDE).

The Common TTY Interface Command Keys are as follows:

Key	Description
Tab	Selects another panel; the selected panel is surrounded by asterisks(*)
Return	Selects an option or displays a menu
Spacebar	Toggles (enables/disables) a choice
Arrow Keys	Moves the cursor in a selected panel
Escape	Discards a pop-up menu or window
Control-F	Scrolls forward in option windows
Control-B	Scrolls backward in option windows
Control-X	Quits the TTY Interface, but leaves the SunVTS kernel running on the test machine

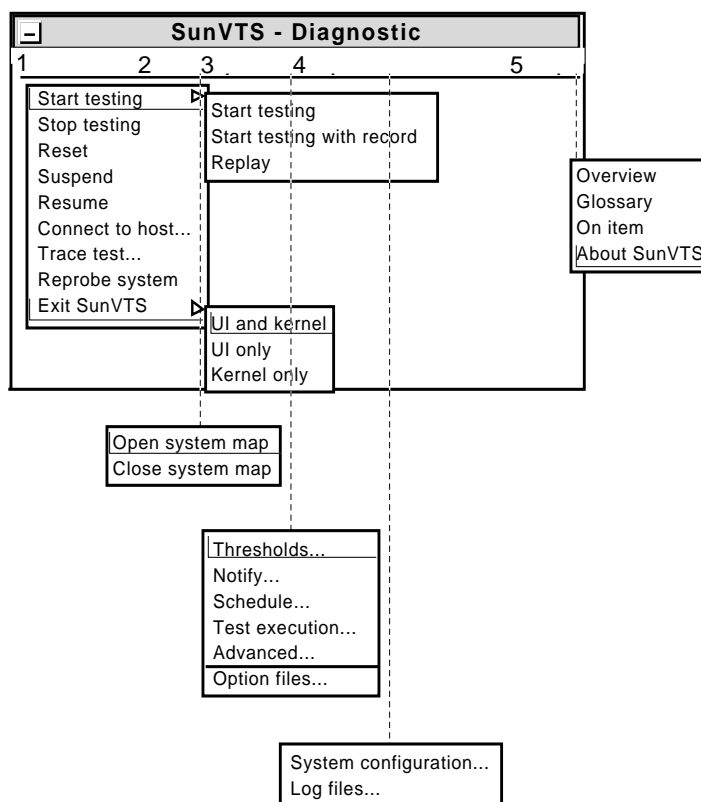
SunVTS CDE Main Window



Note – See the SunVTS 2.1 User's Guide for information about using OpenLook.

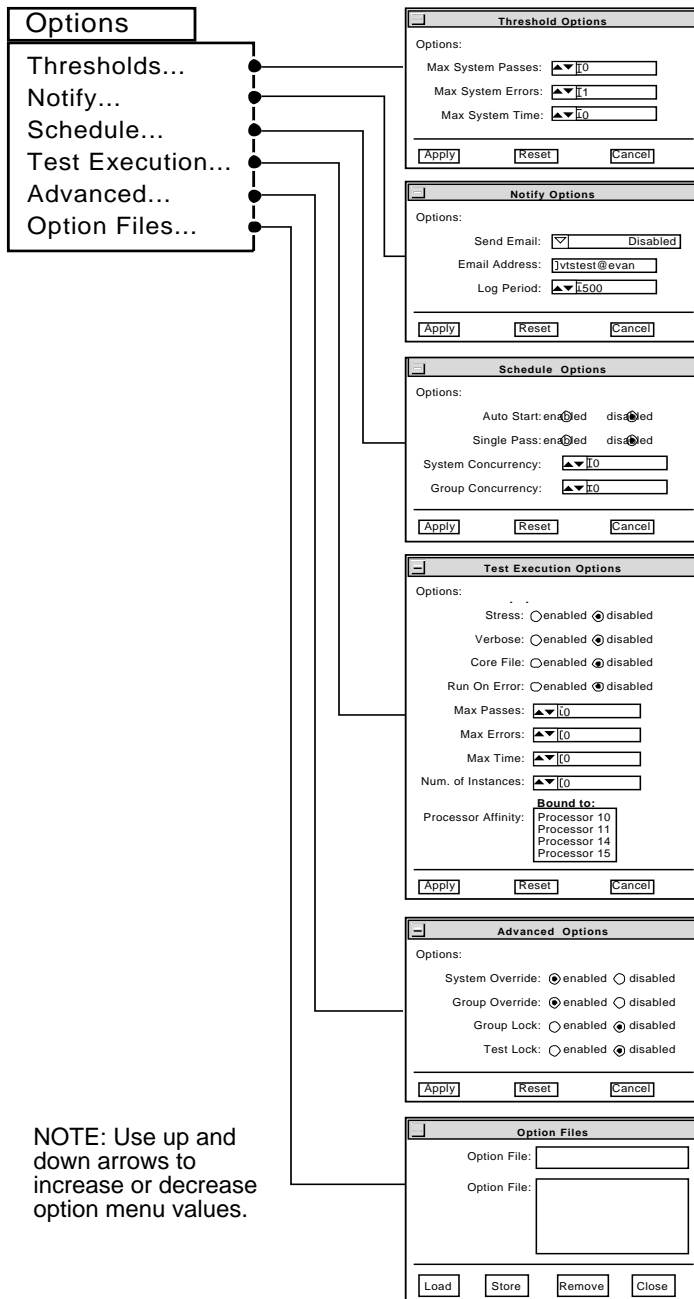
The following describes the SunVTS 2.1 main window areas:

1. Commands menu
 - a. Start testing:
 - Starts enabled tests
 - Starts enabled tests; records testing session
 - Replays a recorded testing session
 - a. Stop: Stops testing
 - b. Reset: Sets pass/error count to zero; pauses
 - c. Suspend: Pauses active tests
 - d. Resume: Resumes testing
 - e. Connect to Host: Connects to another machine running SunVTS kernel
 - f. Trace test: Traces enabled tests
 - g. Reprobe system: Probes system again
 - h. Quit SunVTS: Quits the following
 - UI and Kernel
 - UI only
 - Kernel only
2. View menu
 - a. Open System map
 - b. Close System map
3. Options menu (see details on back of this card)
 - a. Thresholds
 - b. Notify
 - c. Schedule
 - d. Test execution
 - e. Advanced
 - f. Option files
4. Reports menu
 - a. System Configuration:
 - Displays or prints System Configuration
 - a. Displays, prints, or removes log file information
5. Help menu: Shows SunVTS version
6. Tool bar icons (see note)
 - a. Start: Starts enabled tests
 - b. Stop: Stops active tests
 - c. Reset: Resets pass and error counts to zero; pauses tests
 - d. Host: Connects to a machine running SunVTS
 - e. Log: Displays or prints log files
 - f. Meter: Displays system performance meter
7. Quit: Quits only the SunVTS user interface
8. System Status panel: Displays the following:
 - a. Host name being tested
 - b. Model being tested
 - c. Testing status
 - d. System passes
 - e. Cumulative errors
 - f. Elapsed test time
9. System map: Select Physical or Logical
10. Select devices: Default, None, All, Intervention
11. Select mode: Connection test, Functional test
12. Test messages: SunVTS console window; displays errors and status



NOTE—When accessed via SyMON the Host, Log, and Meter icons do not appear. If SUNWodu is installed, a Periodic icon appears.

SunVTS CDE Option Menus



NOTE: Use up and down arrows to increase or decrease option menu values.

Auto Start—Begins testing when SunVTS is started; normally used with the Options Files option

Core File—When disabled, SunVTS sends messages instead of creating a core file

Email Address—Establishes an email address where testing status is sent

Group Concurrency—States the number of test groups you want to run concurrently

Group Lock—Protects test group options from being changed

Group Override—Overrides any test system options in favor of the group options on this window, unless System Override is enabled

Log Period—Indicates time, in minutes, between testing status email messages

Max Errors—Sets maximum number of errors a test will allow before stopping (0 means infinite)

Max Passes—Indicates maximum number of passes a test can be run

Max Time—Indicates time limit, in minutes, a test can run (0 means infinite)

Max System Errors—Indicates maximum number of errors before stopping all tests (default is 1)

Max System Passes—States maximum number of system passes before stopping all tests (0 means infinite)

Max System Time—Indicates maximum number of minutes to run all tests (0 means infinite)

Number of Instances—Sets number of instances for each scalable test

Options File Load/Store/Remove—Displays file name field where you can enter a file name to load, store, or remove

Processor Affinity—Lets you attach a process list to a specific processor

Run On Error—Continues testing until the maximum error number is reached for the system; each test can report up to three error messages per failure

Send Email—When selected, sends testing status to you through email

Single Pass—Runs only one pass of each selected test

Stress—Increases test performance; only available for some tests

System Concurrency—States the number of tests you want to run concurrently

System Override—Changes all test and group system options to match the options on this window (enabled by default)

Test Lock—Protects the test system options from being changed in this window, unless Group Override or System Override is enabled

Verbose—Displays verbose test messages in the SunVTS Console window

