

Oracle® Real User Experience Insight
Accelerator for JD Edwards EnterpriseOne Guide
Release 5.1 for Linux x86-64
E15587-02

September 2009

Oracle Real User Experience Insight Accelerator for JD Edwards EnterpriseOne Guide Release 5.1 for Linux x86-64

E15587-02

Copyright © 2009 Oracle and/or its affiliates. All rights reserved.

Primary Author: Paul Coghlan

Contributing Author: Daniel Lintjens

This software and related documentation are provided under a license agreement containing restrictions on use and disclosure and are protected by intellectual property laws. Except as expressly permitted in your license agreement or allowed by law, you may not use, copy, reproduce, translate, broadcast, modify, license, transmit, distribute, exhibit, perform, publish, or display any part, in any form, or by any means. Reverse engineering, disassembly, or decompilation of this software, unless required by law for interoperability, is prohibited.

The information contained herein is subject to change without notice and is not warranted to be error-free. If you find any errors, please report them to us in writing.

If this software or related documentation is delivered to the U.S. Government or anyone licensing it on behalf of the U.S. Government, the following notice is applicable:

U.S. GOVERNMENT RIGHTS Programs, software, databases, and related documentation and technical data delivered to U.S. Government customers are "commercial computer software" or "commercial technical data" pursuant to the applicable Federal Acquisition Regulation and agency-specific supplemental regulations. As such, the use, duplication, disclosure, modification, and adaptation shall be subject to the restrictions and license terms set forth in the applicable Government contract, and, to the extent applicable by the terms of the Government contract, the additional rights set forth in FAR 52.227-19, Commercial Computer Software License (December 2007). Oracle USA, Inc., 500 Oracle Parkway, Redwood City, CA 94065.

This software is developed for general use in a variety of information management applications. It is not developed or intended for use in any inherently dangerous applications, including applications which may create a risk of personal injury. If you use this software in dangerous applications, then you shall be responsible to take all appropriate fail-safe, backup, redundancy, and other measures to ensure the safe use of this software. Oracle Corporation and its affiliates disclaim any liability for any damages caused by use of this software in dangerous applications.

Oracle is a registered trademark of Oracle Corporation and/or its affiliates. Other names may be trademarks of their respective owners.

This software and documentation may provide access to or information on content, products, and services from third parties. Oracle Corporation and its affiliates are not responsible for and expressly disclaim all warranties of any kind with respect to third-party content, products, and services. Oracle Corporation and its affiliates will not be responsible for any loss, costs, or damages incurred due to your access to or use of third-party content, products, or services.

Contents

1 Installation and Configuration

1.1	Why Use This Accelerator Pack?	1-1
1.2	Overview	1-1
1.3	Installing the Package RPMs	1-2
1.4	Verifying the Scope of Monitoring	1-2
1.5	Creating the JD Edwards Suite Definition	1-3
1.6	Running the create_JDE_info.sh Script.....	1-4
1.7	Verifying the Cookie Technology	1-5
1.8	Verifying and Evaluating Your Configuration.....	1-6
1.9	Known Limitations	1-7

2 Monitoring and Reporting Considerations

2.1	Hostnames and URL Prefixes	2-1
2.2	Database Tables	2-2
2.3	Data Items	2-2
2.4	Resources.....	2-3

A Third-Party Licenses

Preface

Oracle Real User Experience Insight (RUEI) provides you with powerful analysis of your network and business infrastructure. You can monitor the real-user experience, define Key Performance Indicators (KPIs) and Service Level Agreements (SLAs), and trigger alert notifications for incidents that violate them.

Audience

This document is intended primarily for the Administrator responsible for maintaining the RUEI installation. It describes how your RUEI installation can be extended to provide specific support for the monitoring of JD Edwards EnterpriseOne applications.

Important

If your monitored Web environment contains JD Edwards EnterpriseOne applications, is it *strongly* recommended that you make use of this support. It not only saves time in configuration of your JD Edwards EnterpriseOne applications within RUEI, considers the specific characteristics of the different frameworks upon which JD Edwards EnterpriseOne applications are built, and makes these applications more compatible, but also ensures that JD Edwards EnterpriseOne applications are monitored correctly.

The information provided in this guide is specific to RUEI release 5.1 (or any higher maintenance release). If you upgrade your RUEI installation to a higher version, you will also need to upgrade to the latest version of this package.

The monitoring support provided by this package has been verified against JD Edwards installations based on JD Edwards Tools version 8.97 and 8.98 and JD Edwards applications version 8.12. However, JD Edwards applications version 8.11 and 9.0 running on said Tools versions should also work.

Prerequisites

The Administrator should have firm operational knowledge of their organization's network and application environment. In addition, they should have a good understanding of the JD Edwards EnterpriseOne architecture. Note that assistance from the JD Edwards EnterpriseOne administrator or application specialist may also be required.

Before proceeding with the configuration procedure described in this guide, RUEI should already have been successfully placed within your organization's network, and the Initial Setup Wizard run to provide information about the network infrastructure. The procedure to do this is fully described in the *Oracle Real User Experience Insight Installation Guide*.

Using This Guide

This guide is organized as follows:

- [Chapter 1, "Installation and Configuration"](#) describes how to install and configure the RUEI JD Edwards EnterpriseOne package for the monitoring of JD Edwards EnterpriseOne-based applications.
- [Chapter 2, "Monitoring and Reporting Considerations"](#) provides additional information about the JD Edwards EnterpriseOne frameworks relevant to the monitoring of JD Edwards EnterpriseOne applications within RUEI.
- [Appendix A, "Third-Party Licenses"](#) contains licensing information about certain third-party products included with RUEI.

Documentation Accessibility

Our goal is to make Oracle products, services, and supporting documentation accessible to all users, including users that are disabled. To that end, our documentation includes features that make information available to users of assistive technology. This documentation is available in HTML format, and contains markup to facilitate access by the disabled community. Accessibility standards will continue to evolve over time, and Oracle is actively engaged with other market-leading technology vendors to address technical obstacles so that our documentation can be accessible to all of our customers. For more information, visit the Oracle Accessibility Program Web site at <http://www.oracle.com/accessibility/>.

Accessibility of Code Examples in Documentation

Screen readers may not always correctly read the code examples in this document. The conventions for writing code require that closing braces should appear on an otherwise empty line; however, some screen readers may not always read a line of text that consists solely of a bracket or brace.

Accessibility of Links to External Web Sites in Documentation

This documentation may contain links to Web sites of other companies or organizations that Oracle does not own or control. Oracle neither evaluates nor makes any representations regarding the accessibility of these Web sites.

Deaf/Hard of Hearing Access to Oracle Support Services

To reach Oracle Support Services, use a telecommunications relay service (TRS) to call Oracle Support at 1.800.223.1711. An Oracle Support Services engineer will handle technical issues and provide customer support according to the Oracle service request process. Information about TRS is available at <http://www.fcc.gov/cgb/consumerfacts/trs.html>, and a list of phone numbers is available at <http://www.fcc.gov/cgb/dro/trsphonebk.html>.

Related Documents

For more information, see the following documents in the Oracle Real User Experience Insight library:

- *Oracle Real User Experience Insight Installation Guide*
- *Oracle Real User Experience Insight User's Guide*

Conventions

The following text conventions are used in this document:

Convention	Meaning
boldface	Boldface type indicates graphical user interface elements associated with an action, or terms defined in text or the glossary.
<i>italic</i>	Italic type indicates book titles, emphasis, or placeholder variables for which you supply particular values.
<code>monospace</code>	Monospace type indicates commands within a paragraph, URLs, code in examples, text that appears on the screen, or text that you enter.

Installation and Configuration

This chapter describes the procedure for installing the JD Edwards package, and configuring your application definitions within RUEI to enable the accurate monitoring of JD Edwards installations. This chapter describes the procedure for installing the JD Edwards Package, and configuring your application definitions within RUEI to enable the accurate monitoring of JD Edwards installations. This chapter describes the procedure for installing the JD Edwards Package, and configuring your application definitions within RUEI to enable the accurate monitoring of JD Edwards installations.

1.1 Why Use This Accelerator Pack?

This accelerator package for RUEI enables out-of-the-box monitoring of JD Edwards modules. This monitoring supports user session tracking, the discovery of end-user performance issues, and the identification of application issues associated with JD Edwards.

This accelerator package automatically discovers all installed JD Edwards modules, and translates network objects to business functions. This facilitates the measurement and monitoring of real-user transactions, from initial query to their commit as part of business transactions. Individual user actions are automatically matched to the correct site, portal, or node in order to provide contextual analysis. This state-of-the-art monitoring solution supports the creation of KPIs for critical packaged applications, and the analysis of real-user business transactions.

1.2 Overview

In order to facilitate the correct monitoring of JD Edwards installations by RUEI, you need to do the following:

1. Install the package RPMs on the RUEI Reporter system.
2. Verify the scope of monitored traffic.
3. Create and configure the JD Edwards suite(s) required for your JD Edwards Installations.
4. Run the `create_JDE_info.sh` script on the JD Edwards production environment.
5. Verify the cookie technology.
6. Verify and evaluate the JD Edwards suite configuration.

Each of these steps are discussed in more detail in the following sections.

1.3 Installing the Package RPMs

Note it is assumed a working RUEI system has been installed and configured (as described in the *Oracle Real User Experience Insight Installation Guide*), and is fully operational. Install the JD Edwards support package on the RUEI Reporter system using the following commands as the root user:

```
cd /root/RUEI/51
./ruei-install.sh suites
```

This installs all available suite packages.

1.4 Verifying the Scope of Monitoring

Often the JD Edwards software is configured to use a non-standard port, such as 800. The port on which your JD Edwards installation is running can be found by examining the login URL. This takes the following format:

`http(s)://hostname:portnumber/jde/...`

Verify the **portnumber** is configured as one of the defined ports (HTTP or HTTPS). In addition, if a HTTPS port is specified, ensure a copy of the Web server's private SSL key is imported into the Collector system(s).

To verify the port number, do the following:

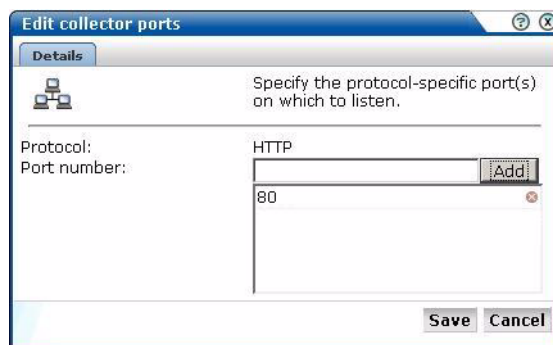
1. Select **Configuration**, then **Security**, and then **Protocols**. The currently monitored ports are displayed. An example is shown in [Figure 1-1](#).

Figure 1-1 Monitored Ports

View: System (localhost) [Disable] [Register remote Collector]	
Protocol	Port
HTTP	80
HTTPS	443

2. Use the **View** menu to select each Collector. The System (localhost) item represents the local server system.
3. If the port number is not already listed, click the required protocol (HTTP or HTTPS). The dialog shown in [Figure 1-2](#) appears.

Figure 1-2 Edit Collector Ports



To add a new port number, enter the required number in the Port number field, and click **Add**. To remove a port from the list, click the **Remove** icon to the right of the port number. When ready, click **Save**.

4. For each Collector, you are prompted to restart the Collector. This is necessary in order to make the changes effective. Note you can also restart the selected Collector by clicking the **Restart Collector** icon shown in [Figure 1-1](#).
5. For HTTPS traffic, you should also verify that, for each Collector, the required SSL keys are installed by selecting **Configuration**, then **Security**, and then **SSL keys**. Use the **View** menu to select a Collector. If the host name does not match one of the already listed SSL keys, import the required SSL key. The procedure to this is fully described in the *Oracle Real User Experience Insight User's Guide*. In addition, you should verify the key is not expired.

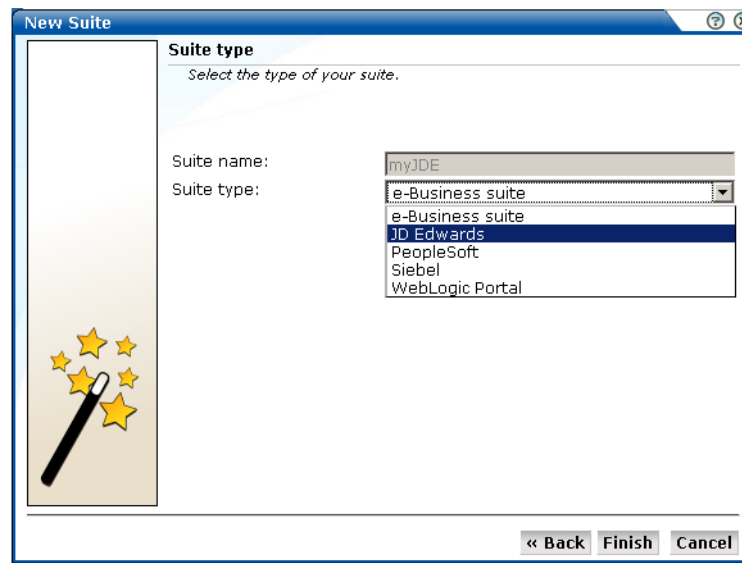
1.5 Creating the JD Edwards Suite Definition

Within the RUEI Reporter, create and configure the suite definition(s) required for your JD Edwards-based applications. Do the following:

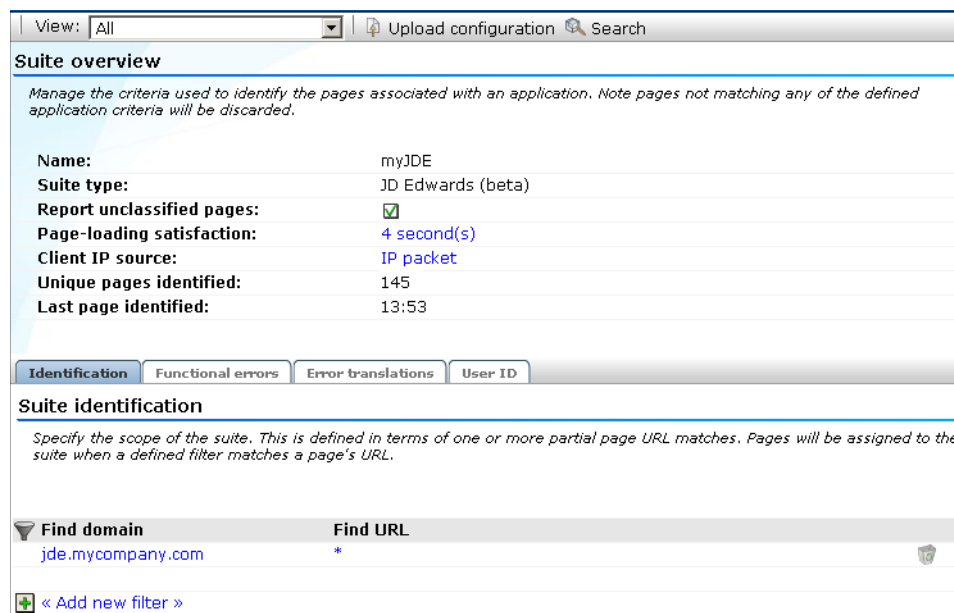
1. Select **Configuration**, then **Applications**, and **Suites**. Click **New Suite**. The dialog shown in [Figure 1-3](#) appears.

Figure 1-3 JD Edwards Suite Definition

2. Specify a name for the suite. The name must be unique across suites, services, and applications, and is restricted to a maximum of six characters. Note the suite cannot be renamed later.
3. Use the remaining fields to specify the scope of the suite. This is defined in terms of partial page URLs. Note that as you enter this information, you can see the effect of your definition through the **Filter preview** column. The use of blank filters is not permitted. While the use of a wildcard character (*) is permitted, all other specified characters are interpreted as literals. When ready, click **Next**. The dialog shown [Figure 1-4](#) appears.

Figure 1–4 Suite Type Dialog

- This dialog allows you to specify the Oracle Enterprise architecture upon which the suite is based. The number of options available in this menu depends on the suite packages currently installed. Select the option "JD Edwards". When ready, click **Finish**. The suite definition you have specified is displayed. An example is shown in [Figure 1–5](#).

Figure 1–5 Suite Overview

1.6 Running the create_JDE_info.sh Script

In order for RUEI to correctly translate the JD Edwards business logic within your environment, do the following:

1. Copy the `create_JDE_info.sh` script to the home directory of the JD Edwards server. It is located in the `/var/opt/ruei/processor/local/download/JDE` directory of the RUEI system.
2. Run the `create_JDE_info.sh` script as any user on the JD Edwards server.¹ This script assigns an identification to the identified page IDs within the environment. The `create_JDE_info.sh` script must be run with the following required parameter:

```
create_JDE_info.sh connect-string
```

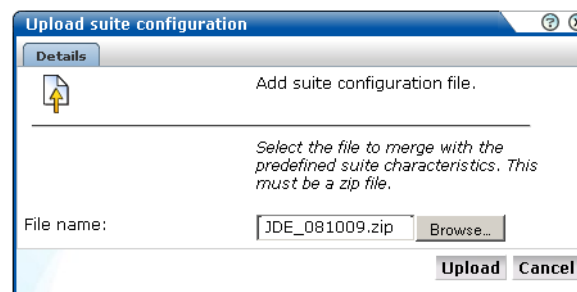
where `connect-string` is the string used to authorize the script to access the JD Edwards database. The script reads from the schemas, and generates `.txt` files in the current directory. For example:

```
create_JDE_info.sh "sys/oracle@dliild-jde:1522 as sysdba"
create_JDE_info.sh "sys/oracle@JDE as sysdba"
```

Note the connect string must authenticate as "sys as sysdba" to your database. This is because the script tries to detect the correct schema for the various tables used.

3. The script creates a number of `.txt` files in the directory where the script is executed. All relevant `.txt` files are collected and stored in a `.zip` file. Copy this `.zip` file to a location that can be used for uploading the files to the RUEI Reporter system.
4. Select **Configuration**, then **Applications**, then **Suites**, and select the suite you defined earlier in [Section 1.5, "Creating the JD Edwards Suite Definition"](#). The dialog shown in [Figure 1–6](#) appears.

Figure 1–6 Upload Suite Configuration File



5. Specify the name of the `.zip` file containing the generated `.txt` files. If you manually create `.txt` files, you should use the same structure present in the `.zip` file. To protect against empty definitions, the upload will fail when it contains empty `.txt` files. When ready, click **Upload**.

1.7 Verifying the Cookie Technology

Within RUEI, session information is based on cookies. The cookies are used to connect hits to a specific visit. In general, the cookie is also connected to the user login page which allows RUEI to include a user name to all subsequent hits with the same cookie.

¹ The script can also be run in the acceptance environment if it is equivalent to the production environment.

There are already some cookies available in JD Edwards. Specifically, the cookie JSESSIONID is used to track users from login to logout. To enable RUEI to monitor and track users over the complete session, ensure the cookie path is set to "/".

Verifying the Cookie Configuration

To verify your cookie configuration, do the following:

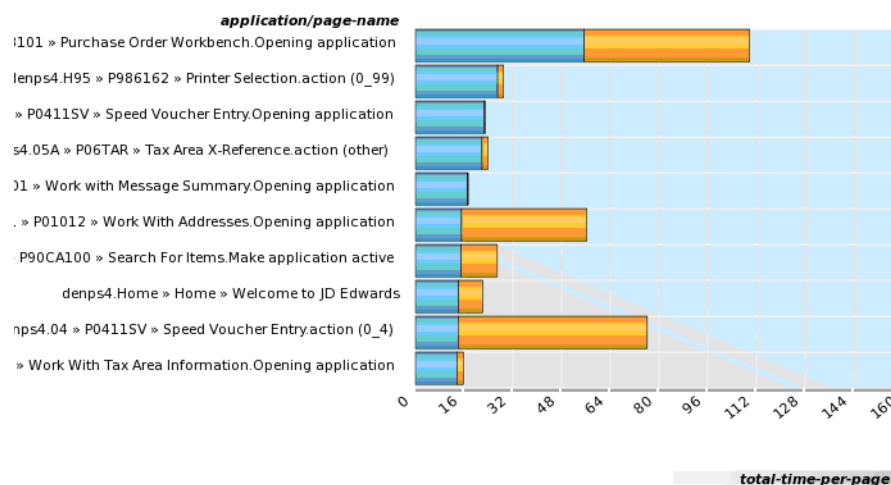
1. Clear all cookies in the browser.
2. (Re)login to the JD Edwards application.
3. View a few pages in JD Edwards.
4. Logout.
5. Wait for at least 10 minutes.
6. Open the RUEI Reporter environment.
7. Select **Browse data**, open the All sessions group, select Session diagnostics, and locate the recorded session (by user ID or time). You can filter on applications.
8. Open the session and verify that:
 - There are more pageviews reported than just the login. This verifies the session ID is preserved after the login.
 - At least some JD Edwards application activity has been recorded.

When not all hits are connected with the same cookie (these are reported as anonymous pages), it is recommended you investigate where the problem is located, and resolve it in the appropriate manner. For example, the domain or path option of the cookie.

1.8 Verifying and Evaluating Your Configuration

To ensure the quality of the data being collected and reported by RUEI for your JD Edwards-based applications, it is *strongly* recommended you verify their reported details. You should pay particular attention to the number of associated pages detected for the defined suite(s).

Select **Browse data**, then select the All pages group, and then the Applications sub-group. Within the individual dimensions, such as Pageviews and hits, you can see pageviews are reported for several applications. The suite name in the definition is shown between brackets. An example is shown in [Figure 1-7](#).

Figure 1–7 Suite Pageviews

Note: The unique pages identified counter and the Last page identified indicator (shown in [Figure 1–5](#)) are disabled. Similarly, the manual page naming facility (described in the *Oracle Real User Experience Insight User's Guide*) is not available.

You can also open an overview of the monitored network traffic by selecting **System**, the **Status**, and then **Data processing**. This provides you with immediate information about hits, pages, and session processing, as well as the system load.

For further information on the user of this and other monitoring facilities, see the *Oracle Real User Experience Insight User's Guide*.

1.9 Known Limitations

Currently, the Oracle Real User Experience Insight accelerator for JD Edwards does not work with all JD Edwards functionality. In particular, the following known limitations exist:

- Reporting is based on the last activated area. Hence, when an end user is browsing simultaneously in multiple browser windows, the reported page name may contain incorrect information.
- Currently, the `create_JDE_info.sh` script only runs on Unix JD Edwards servers.
- An error is not immediately reported if an invalid connect string is specified when running the `create_JDE_info.sh` script. You will need to press **Enter** several times before the error is reported.
- When users start multiple applications simultaneously, the load and server time for the application start page is sometimes incorrectly booked on one of the started applications.
- Currently, the Traffic summary facility (select **System**, then **Status**, and then **Data processing**) is based on application logic. Therefore, non-application traffic (such as suites, services, and SSOs) are not represented in the processing overviews.

Monitoring and Reporting Considerations

This chapter explains how information within JD Edwards-based applications is captured and reported by RUEI. Information about specific mechanisms or characteristics to be aware of when monitoring JD Edwards-based applications are also highlighted. It is recommended you review this information to better understand the reporting of JD Edwards applications within RUEI.

2.1 Hostnames and URL Prefixes

A JD Edwards Implementation, and the JD Edwards instance, can be identified with a hostname. Generally, a JD Edwards suite can be accessed in two ways: using only the hostname, or using the fully-qualified hostname (including the domain). Generally, you only need to specify the domain.

Table 2–1 shows how an application's dimensions are reported in RUEI.

Table 2–1 JD Edwards Suite Definitions Mapping

Dimension level	Content
Application.name	<i>productname (suite_name)</i>
Application.page-group	<i>suite_name.productcode » application name</i>
Application.page-name	<i>suite_name.productcode » application code » formname.action</i>

where:

- *application code* is the code of the JD Edwards application used by the user. For example, the application code for "sales order entry" is p4210.
- *formname* is the name of the JD Edwards form used. For example, the form W01012b has the name "work with addresses".
- *application name* is the name of the JD Edwards application used by the user. For example, the application name for p4210 is "sales order entry".
- *product code* is the code for the JD Edwards product used by an JD Edwards application/form. For example, the address book application (p01012) is part of the JD Edwards product "addressbook" which has product code 01. In JD Edwards, this is sometimes referred to as "system code".
- *product name* is the name for the JD Edwards product used by an JD Edwards application/form. For example, the address book application (p01012) is part of the JD Edwards product "addressbook" (product code 01).

Figure 2–1 shows an example of how a JD Edwards application is reported in RUEI.

Figure 2–1 Example of JD Edwards Application Page-Group Reporting

application/page-group	page-load-time (sec) ▾
denps4.H95 » Printer selection before printing a UBE	27,0
denps4.04 » A/P Speed Voucher Entry	18,3
denps4.05A » Tax Area X-Reference	15,8
denps4.43 » Purchase Order Workbench	14,1
denps4.05A » Tax Area Information	13,6
denps4.31P » Project Search and Select	12,5
denps4.09 » Process Actual Rate Calculations	11,5
denps4.07 » Work With Interims Workbench	7,9
denps4.34 » Message Summary	7,3
denps4.90CA » CRM Item Detail	6,4
denps4.05A » Company Options	6,2
denps4.01 » Address Book	5,4
denps4.42 » Sales Order Entry	5,4
denps4.05A » HRM System Options	5,0
denps4.Home » Home	3,7
denps4.05A » Employee Master	3,1
denps4.09 » Process Re-burdening Transactions	2,6
denps4.08H » Injury/Illness Case Information	2,5
denps4.90CA » Employee Detail	2,3

2.2 Database Tables

The following JD Edwards database tables are used by the `create_JDE_Info.sh` script to retrieve information about the customizations:

- F9860: SIOBNM, SIMD, and SISY to generate `JDE_applicationcode2applicationname.txt` and (in conjunction with F0005) to generate `JDE_applicationcode2productname.txt` and `JDE_applicationcode2productcode.txt` (see below).
- F9865: SWFMNM and SWMD to generate `JDE_formcode2formname.txt`.
- F983051: VRPID, VRVERS, and VRJD to generate `JDE_applicationversioncode2applicationversiondescription.txt.tmp`.
- F9203: FRDTAI and FRDSCA to generate `JDE_errorcode2errordescription.txt`.
- F0005: DRSY, DRRT, and DRKY (in conjunction with F9860, see above) to generate both `JDE_applicationcode2productname.txt` and `JDE_applicationcode2productcode.txt`.

2.3 Data Items

The JD Edwards-specific data items shown in [Table 2–2](#) are reported by RUEI.

Table 2–2 Dimensions

Item	Description
jde-action	In form/applications, people perform actions. These actions are monitored and reported here. (Most JD Edwards actions are encoded).
jde-application	The name of the JD Edwards application used. The JD Edwards application name is based on the application code (P...) and the JD Edwards database configuration. It makes it possible to distinguish between the different applications monitored during sessions.
jde-environment	The environment selected when the user logged into JD Edwards.

Table 2–2 (Cont.) Dimensions

Item	Description
Jde-form	The name of the JD Edwards form used. The JD Edwards form name is based on the form code (W...) and the JD Edwards database configuration. It makes it possible to distinguish between the different forms monitored during sessions
jde-product	The JD Edwards product used. JD Edwards applications are part of a product which is shown here. JD Edwards products are sometimes referred to as system code or product code.
jde-suite	The name of an JD Edwards suite, as defined in its configuration definition. This data makes it possible to distinguish between different monitored JD Edwards suites.

2.4 Resources

You may find the following source useful:

- *Configuring HTTP server to use SSL in Oracle applications* (note 341904.1).

Third-Party Licenses

This appendix contains licensing information about certain third-party products included with RUEI 5.1. Unless otherwise specifically noted, all licenses herein are provided for notice purposes only.

The sections in this appendix describe the following third-party licenses:

- [Apache Software License, Version 2.0](#)
- [OpenSSL](#)
- [PHP](#)
- [SpyC](#)
- [Prototype.js](#)
- [W3C](#)
- [JSON](#)
- [PNET](#)
- [Bitstream Vera Font](#)
- [Script.aculo.us](#)
- [PNGQuant.c](#)
- [Rwpng.c/Rwpng.h](#)
- [Java Runtime Environment](#)

Apache Software License, Version 2.0

Apache License

Version 2.0, January 2004

<http://www.apache.org/licenses/>

TERMS AND CONDITIONS FOR USE, REPRODUCTION, AND DISTRIBUTION

1. Definitions. "License" shall mean the terms and conditions for use, reproduction, and distribution as defined by Sections 1 through 9 of this document.

"Licensor" shall mean the copyright owner or entity authorized by the copyright owner that is granting the License.

"Legal Entity" shall mean the union of the acting entity and all other entities that control, are controlled by, or are under common control with that entity. For the purposes of this definition, "control" means (i) the power, direct or indirect, to cause the direction or management of such entity, whether by contract or otherwise, or (ii)

ownership of fifty percent (50%) or more of the outstanding shares, or (iii) beneficial ownership of such entity.

"You" (or "Your") shall mean an individual or Legal Entity exercising permissions granted by this License.

"Source" form shall mean the preferred form for making modifications, including but not limited to software source code, documentation source, and configuration files.

"Object" form shall mean any form resulting from mechanical transformation or translation of a Source form, including but not limited to compiled object code, generated documentation, and conversions to other media types.

"Work" shall mean the work of authorship, whether in Source or Object form, made available under the License, as indicated by a copyright notice that is included in or attached to the work (an example is provided in the Appendix below).

"Derivative Works" shall mean any work, whether in Source or Object form, that is based on (or derived from) the Work and for which the editorial revisions, annotations, elaborations, or other modifications represent, as a whole, an original work of authorship. For the purposes of this License, Derivative Works shall not include works that remain separable from, or merely link (or bind by name) to the interfaces of, the Work and Derivative Works thereof.

"Contribution" shall mean any work of authorship, including the original version of the Work and any modifications or additions to that Work or Derivative Works thereof, that is intentionally submitted to Licensor for inclusion in the Work by the copyright owner or by an individual or Legal Entity authorized to submit on behalf of the copyright owner. For the purposes of this definition, "submitted" means any form of electronic, verbal, or written communication sent to the Licensor or its representatives, including but not limited to communication on electronic mailing lists, source code control systems, and issue tracking systems that are managed by, or on behalf of, the Licensor for the purpose of discussing and improving the Work, but excluding communication that is conspicuously marked or otherwise designated in writing by the copyright owner as "Not a Contribution."

"Contributor" shall mean Licensor and any individual or Legal Entity on behalf of whom a Contribution has been received by Licensor and subsequently incorporated within the Work.

2. Grant of Copyright License. Subject to the terms and conditions of this License, each Contributor hereby grants to You a perpetual, worldwide, non-exclusive, no-charge, royalty-free, irrevocable copyright license to reproduce, prepare Derivative Works of, publicly display, publicly perform, sublicense, and distribute the Work and such Derivative Works in Source or Object form.

3. Grant of Patent License. Subject to the terms and conditions of this License, each Contributor hereby grants to You a perpetual, worldwide, non-exclusive, no-charge, royalty-free, irrevocable (except as stated in this section) patent license to make, have made, use, offer to sell, sell, import, and otherwise transfer the Work, where such license applies only to those patent claims licensable by such Contributor that are necessarily infringed by their Contribution(s) alone or by combination of their Contribution(s) with the Work to which such Contribution(s) was submitted. If You institute patent litigation against any entity (including a cross-claim or counterclaim in a lawsuit) alleging that the Work or a Contribution incorporated within the Work constitutes direct or contributory patent infringement, then any patent licenses granted to You under this License for that Work shall terminate as of the date such litigation is filed.

4. Redistribution. You may reproduce and distribute copies of the Work or Derivative Works thereof in any medium, with or without modifications, and in Source or Object form, provided that You meet the following conditions:

- You must give any other recipients of the Work or Derivative Works a copy of this License; and
- You must cause any modified files to carry prominent notices stating that You changed the files; and
- You must retain, in the Source form of any Derivative Works that You distribute, all copyright, patent, trademark, and attribution notices from the Source form of the Work, excluding those notices that do not pertain to any part of the Derivative Works; and
- If the Work includes a "NOTICE" text file as part of its distribution, then any Derivative Works that You distribute must include a readable copy of the attribution notices contained within such NOTICE file, excluding those notices that do not pertain to any part of the Derivative Works, in at least one of the following places: within a NOTICE text file distributed as part of the Derivative Works; within the Source form or documentation, if provided along with the Derivative Works; or, within a display generated by the Derivative Works, if and wherever such third-party notices normally appear. The contents of the NOTICE file are for informational purposes only and do not modify the License. You may add Your own attribution notices within Derivative Works that You distribute, alongside or as an addendum to the NOTICE text from the Work, provided that such additional attribution notices cannot be construed as modifying the License. You may add Your own copyright statement to Your modifications and may provide additional or different license terms and conditions for use, reproduction, or distribution of Your modifications, or for any such Derivative Works as a whole, provided Your use, reproduction, and distribution of the Work otherwise complies with the conditions stated in this License.

5. Submission of Contributions. Unless You explicitly state otherwise, any Contribution intentionally submitted for inclusion in the Work by You to the Licensor shall be under the terms and conditions of this License, without any additional terms or conditions. Notwithstanding the above, nothing herein shall supersede or modify the terms of any separate license agreement you may have executed with Licensor regarding such Contributions.

6. Trademarks. This License does not grant permission to use the trade names, trademarks, service marks, or product names of the Licensor, except as required for reasonable and customary use in describing the origin of the Work and reproducing the content of the NOTICE file.

7. Disclaimer of Warranty. Unless required by applicable law or agreed to in writing, Licensor provides the Work (and each Contributor provides its Contributions) on an "AS IS" BASIS, WITHOUT WARRANTIES OR CONDITIONS OF ANY KIND, either express or implied, including, without limitation, any warranties or conditions of TITLE, NON-INFRINGEMENT, MERCHANTABILITY, or FITNESS FOR A PARTICULAR PURPOSE. You are solely responsible for determining the appropriateness of using or redistributing the Work and assume any risks associated with Your exercise of permissions under this License.

8. Limitation of Liability. In no event and under no legal theory, whether in tort (including negligence), contract, or otherwise, unless required by applicable law (such as deliberate and grossly negligent acts) or agreed to in writing, shall any Contributor be liable to You for damages, including any direct, indirect, special, incidental, or consequential damages of any character arising as a result of this License or out of the

use or inability to use the Work (including but not limited to damages for loss of goodwill, work stoppage, computer failure or malfunction, or any and all other commercial damages or losses), even if such Contributor has been advised of the possibility of such damages.

9. Accepting Warranty or Additional Liability. While redistributing the Work or Derivative Works thereof, You may choose to offer, and charge a fee for, acceptance of support, warranty, indemnity, or other liability obligations and/or rights consistent with this License. However, in accepting such obligations, You may act only on Your own behalf and on Your sole responsibility, not on behalf of any other Contributor, and only if You agree to indemnify, defend, and hold each Contributor harmless for any liability incurred by, or claims asserted against, such Contributor by reason of your accepting any such warranty or additional liability.

END OF TERMS AND CONDITIONS

APPENDIX: How to apply the Apache License to your work.

To apply the Apache License to your work, attach the following boilerplate notice, with the fields enclosed by brackets "[]" replaced with your own identifying information. (Don't include the brackets!) The text should be enclosed in the appropriate comment syntax for the file format. We also recommend that a file or class name and description of purpose be included on the same "printed page" as the copyright notice for easier identification within third-party archives.

Copyright [yyyy] [name of copyright owner]

Licensed under the Apache License, Version 2.0 (the "License"); you may not use this file except in compliance with the License. You may obtain a copy of the License at

<http://www.apache.org/licenses/LICENSE-2.0>.

Unless required by applicable law or agreed to in writing, software distributed under the License is distributed on an "AS IS" BASIS, WITHOUT WARRANTIES OR CONDITIONS OF ANY KIND, either express or implied. See the License for the specific language governing permissions and limitations under the License.

OpenSSL

This product includes software developed by the OpenSSL Project for use in the OpenSSL Toolkit (<http://www.openssl.org/>).

Copyright © 1998-2007 The OpenSSL Project. All rights reserved.

Copyright © 1995-1998 Eric Young (ey@cryptsoft.com). All rights reserved.

THIS SOFTWARE IS PROVIDED BY THE OPENSOURCE PROJECT "AS IS" AND ANY EXPRESS OR IMPLIED WARRANTIES, INCLUDING, BUT NOT LIMITED TO, THE IMPLIED WARRANTIES OF MERCHANTABILITY AND FITNESS FOR A PARTICULAR PURPOSE ARE DISCLAIMED. IN NO EVENT SHALL THE OPENSOURCE PROJECT BE LIABLE FOR ANY DIRECT, INDIRECT, INCIDENTAL, SPECIAL, EXEMPLARY, OR CONSEQUENTIAL DAMAGES (INCLUDING, BUT NOT LIMITED TO, PROCUREMENT OF SUBSTITUTE GOODS OR SERVICES; LOSS OF USE, DATA OR PROFITS; OR BUSINESS INTERRUPTION) HOWEVER CAUSED AND ON ANY THEORY OF LIABILITY, WHETHER IN CONTRACT, STRICT LIABILITY, OR TORT (INCLUDING NEGLIGENCE OR OTHERWISE) ARISING IN ANY WAY OUT OF THE USE OF THIS SOFTWARE, EVEN IF ADVISED OF THE POSSIBILITY OF SUCH DAMAGE.

PHP

Copyright © 1999-2006 The PHP Group. All rights reserved.

This product includes PHP software, freely available from
<http://php.net/software/>.

"THIS SOFTWARE IS PROVIDED BY THE PHP DEVELOPMENT TEAM "AS IS" AND ANY EXPRESS OR IMPLIED WARRANTIES, INCLUDING, BUT NOT LIMITED TO, THE IMPLIED WARRANTIES OF MERCHANTABILITY AND FITNESS FOR A PARTICULAR PURPOSE ARE DISCLAIMED. IN NO EVENT SHALL THE PHP DEVELOPMENT TEAM BE LIABLE FOR ANY DIRECT, INDIRECT, INCIDENTAL, SPECIAL, EXEMPLARY, OR CONSEQUENTIAL DAMAGES (INCLUDING, BUT NOT LIMITED TO, PROCUREMENT OF SUBSTITUTE GOODS OR SERVICES; LOSS OF USE, DATA OR PROFITS; OR BUSINESS INTERRUPTION) HOWEVER CAUSED AND ON ANY THEORY OF LIABILITY, WHETHER IN CONTRACT, STRICT LIABILITY, OR TORT (INCLUDING NEGLIGENCE OR OTHERWISE) ARISING IN ANY WAY OUT OF THE USE OF THIS SOFTWARE, EVEN IF ADVISED OF THE POSSIBILITY OF SUCH DAMAGE."

SpyC

The MIT License

Copyright (c) 2005-2006 Chris Wanstrath

Permission is hereby granted, free of charge, to any person obtaining a copy of this software and associated documentation files (the "Software"), to deal in the Software without restriction, including without limitation the rights to use, copy, modify, merge, publish, distribute, sublicense, and/or sell copies of the Software, and to permit persons to whom the Software is furnished to do so, subject to the following conditions:

THE SOFTWARE IS PROVIDED "AS IS", WITHOUT WARRANTY OF ANY KIND, EXPRESS OR IMPLIED, INCLUDING BUT NOT LIMITED TO THE WARRANTIES OF MERCHANTABILITY, FITNESS FOR A PARTICULAR PURPOSE AND NONINFRINGEMENT. IN NO EVENT SHALL THE AUTHORS OR COPYRIGHT HOLDERS BE LIABLE FOR ANY CLAIM, DAMAGES OR OTHER LIABILITY, WHETHER IN AN ACTION OF CONTRACT, TORT OR OTHERWISE, ARISING FROM, OUT OF OR IN CONNECTION WITH THE SOFTWARE OR THE USE OR OTHER DEALINGS IN THE SOFTWARE."

Prototype.js

Copyright (c) 2005-2007 Sam Stephenson

Permission is hereby granted, free of charge, to any person obtaining a copy of this software and associated documentation files (the "Software"), to deal in the Software without restriction, including without limitation the rights to use, copy, modify, merge, publish, distribute, sublicense, and/or sell copies of the Software, and to permit persons to whom the Software is furnished to do so, subject to the following conditions:

THE SOFTWARE IS PROVIDED "AS IS", WITHOUT WARRANTY OF ANY KIND, EXPRESS OR IMPLIED, INCLUDING BUT NOT LIMITED TO THE WARRANTIES OF MERCHANTABILITY, FITNESS FOR A PARTICULAR PURPOSE AND NONINFRINGEMENT. IN NO EVENT SHALL THE AUTHORS OR COPYRIGHT HOLDERS BE LIABLE FOR ANY CLAIM, DAMAGES OR OTHER LIABILITY, WHETHER IN AN ACTION OF CONTRACT, TORT OR OTHERWISE, ARISING FROM, OUT OF OR IN CONNECTION WITH THE SOFTWARE OR THE USE OR OTHER DEALINGS IN THE SOFTWARE.

W3C

Copyright © 2008 World Wide Web Consortium, (Massachusetts Institute of Technology, Institut National de Recherche en Informatique et en Automatique, Keio University). All Rights Reserved. <http://www.w3.org/Consortium/Legal/>.

JSON

Copyright (c) 2002 JSON.org

Permission is hereby granted, free of charge, to any person obtaining a copy of this software and associated documentation files (the "Software"), to deal in the Software without restriction, including without limitation the rights to use, copy, modify, merge, publish, distribute, sublicense, and/or sell copies of the Software, and to permit persons to whom the Software is furnished to do so, subject to the following conditions:

The above copyright notice and this permission notice shall be included in all copies or substantial portions of the Software.

The Software shall be used for Good, not Evil.

THE SOFTWARE IS PROVIDED "AS IS", WITHOUT WARRANTY OF ANY KIND, EXPRESS OR IMPLIED, INCLUDING BUT NOT LIMITED TO THE WARRANTIES OF MERCHANTABILITY, FITNESS FOR A PARTICULAR PURPOSE AND NONINFRINGEMENT. IN NO EVENT SHALL THE AUTHORS OR COPYRIGHT HOLDERS BE LIABLE FOR ANY CLAIM, DAMAGES OR OTHER LIABILITY, WHETHER IN AN ACTION OF CONTRACT, TORT OR OTHERWISE, ARISING FROM, OUT OF OR IN CONNECTION WITH THE SOFTWARE OR THE USE OR OTHER DEALINGS IN THE SOFTWARE.

PNET

Copyright © 2002, Peter Bozarov All rights reserved.

THIS SOFTWARE IS PROVIDED BY THE AUTHOR "AS IS" AND ANY EXPRESS OR IMPLIED WARRANTIES, INCLUDING, BUT NOT LIMITED TO, THE IMPLIED WARRANTIES OF MERCHANTABILITY AND FITNESS FOR A PARTICULAR PURPOSE ARE DISCLAIMED. IN NO EVENT SHALL THE AUTHOR BE LIABLE FOR ANY DIRECT, INDIRECT, INCIDENTAL, SPECIAL, EXEMPLARY, OR CONSEQUENTIAL DAMAGES (INCLUDING, BUT NOT LIMITED TO, PROCUREMENT OF SUBSTITUTE GOODS OR SERVICES; LOSS OF USE, DATA OR PROFITS; OR BUSINESS INTERRUPTION) HOWEVER CAUSED AND ON ANY THEORY OF LIABILITY, WHETHER IN CONTRACT, STRICT LIABILITY, OR TORT (INCLUDING NEGLIGENCE OR OTHERWISE) ARISING IN ANY WAY OUT OF THE USE OF THIS SOFTWARE, EVEN IF ADVISED OF THE POSSIBILITY OF SUCH DAMAGE.

Bitstream Vera Font

Copyright © 2003 by Bitstream, Inc. All rights reserved. Bitstream Vera is a trademark of Bitstream, Inc.

THIS FONT SOFTWARE IS PROVIDED "AS IS" WITHOUT WARRANTY OF ANY KIND, EXPRESS OR IMPLIED, INCLUDING, BUT NOT LIMITED TO ANY WARRANTIES OF MERCHANTABILITY, FITNESS AND NONINFRINGEMENT OF COPYRIGHT, PATENT, TRADEMARK, OR OTHER RIGHT. IN NO EVENT SHALL BITSTREAM OR THE GNOME FOUNDATION BE LIABLE FOR ANY CLAIM, DAMAGES OR OTHER LIABILITY, INCLUDING GENERAL, SPECIAL, INDIRECT, INCIDENTAL, OR CONSEQUENTIAL DAMAGES, WHETHER IN AN ACTION OF CONTRACT, TORT OR OTHERWISE, ARISING FROM, OUT OF THE USE OR

INABILITY TO USE THE FONT SOFTWARE OR FROM OTHER DEALINGS IN THE FONT SOFTWARE.

Script.aculo.us

Copyright (c) 2005 Thomas Fuchs (<http://script.aculo.us>,
<http://mir.aculo.us>)

Permission is hereby granted, free of charge, to any person obtaining a copy of this software and associated documentation files (the "Software"), to deal in the Software without restriction, including without limitation the rights to use, copy, modify, merge, publish, distribute, sublicense, and/or sell copies of the Software, and to permit persons to whom the Software is furnished to do so, subject to the following conditions:

THE SOFTWARE IS PROVIDED "AS IS", WITHOUT WARRANTY OF ANY KIND, EXPRESS OR IMPLIED, INCLUDING BUT NOT LIMITED TO THE WARRANTIES OF MERCHANTABILITY, FITNESS FOR A PARTICULAR PURPOSE AND NONINFRINGEMENT. IN NO EVENT SHALL THE AUTHORS OR COPYRIGHT HOLDERS BE LIABLE FOR ANY CLAIM, DAMAGES OR OTHER LIABILITY, WHETHER IN AN ACTION OF CONTRACT, TORT OR OTHERWISE, ARISING FROM, OUT OF OR IN CONNECTION WITH THE SOFTWARE OR THE USE OR OTHER DEALINGS IN THE SOFTWARE.

PNGQuant.c

Copyright (c) 1989, 1991 Jef Poskanzer.

Copyright © 1997, 2000, 2002 by Greg Roelofs; based on an idea by Stefan Schneider.

Permission to use, copy, modify and distribute this software and its documentation for any purpose and without fee is hereby granted, provided that the above copyright notice appear in all copies and that both that copyright notice and this permission notice appear in supporting documentation. This software is provided "as is" without express or implied warranty.

Rwpng.c/Rwpng.h

Copyright © 1998-2002.

Java Runtime Environment

Oracle is required to provide the following notice as part of the license terms for the Sun JRE that the field of use for the JRE is: (i) general purpose desktop computers, laptops and servers, and (ii) embedded systems (by way of example: embedded applications, cell phones, PDAs, TV devices, digital set top boxes, telematics devices and home gateway devices), provided that the Java Runtime Environment (JRE) is licensed only to run Licensee applications, middleware and database products and the JRE is not licensed to directly run any third party applications. This shall not be understood to prevent third party applications from indirectly and incidentally utilizing the JRE, but only as such is required to enable other Licensee Product functionality.

After installing the JRE, the complete terms of the Sun Microsystems license agreement are available in the file `/usr/java/jre1.5.0_18/THIRDPARTYLICENSEREADME.txt`.

